

\$8.00

1999 MEDIA GUIDE





CINCINNATI BENGALS

One Bengals Drive, Cincinnati, Ohio 45204

(513) 621-3550

FAX: (513) 621-3570

www.cincinnati Bengals.com

— 1999 SCHEDULE —

PRESEASON

DAY	DATE	OPPONENT	TIME
Sat.	Aug. 14	at Indianapolis	8:00 P.M.
Fri.	Aug. 20	at Detroit	7:00 P.M.
Sat.	Aug. 28	BUFFALO	7:30 P.M.
Fri.	Sept. 3	ATLANTA	7:30 P.M.

REGULAR SEASON

DAY	DATE	OPPONENT	TIME
Sun.	Sept. 12	at Tennessee	1:00 P.M.
Sun.	Sept. 19	SAN DIEGO	1:00 P.M.
Sun.	Sept. 26	at Carolina	1:00 P.M.
Sun.	Oct. 3	ST. LOUIS	1:00 P.M.
Sun.	Oct. 10	at Cleveland	1:00 P.M.
Sun.	Oct. 17	PITTSBURGH	1:00 P.M.
Sun.	Oct. 24	at Indianapolis	1:00 P.M.
Sun.	Oct. 31	JACKSONVILLE	1:00 P.M.
Sun.	Nov. 7	at Seattle	4:15 P.M.
Sun.	Nov. 14	TENNESSEE	1:00 P.M.
Sun.	Nov. 21	BALTIMORE	4:05 P.M.
Sun.	Nov. 28	at Pittsburgh	1:00 P.M.
Sun.	Dec. 5	SAN FRANCISCO	1:00 P.M.
Sun.	Dec. 12	CLEVELAND	1:00 P.M.
Sun.	Dec. 19	— Bye —	
Sun.	Dec. 26	at Baltimore	1:00 P.M.
Sun.	Jan. 2	at Jacksonville	1:00 P.M.

HOME GAMES IN ORANGE

All times listed are Eastern

CINCINNATI BENGALS 1999 MEDIA GUIDE

TABLE OF CONTENTS

SECTION 1: GENERAL INFORMATION/STAFF

Assistant Coaches	13-20
Brown, Mike	4
Coslet, Bruce	11-12
Front Office Staff	2-8
Paul Brown Stadium	9-10, 82
Schedule, Bengals 1999	Inside Front Cover
Staff Directory	2
Staff Photos	7-8

SECTION 2: PLAYERS

College Free Agents	125-128, 148
Depth Chart	24
Draft Choices	116-124
First-Year Free Agents	115
Reserve/Non-Football Injury Player	114
Rosters	22-23
Veteran Players	25-114

SECTION 3: 1998 IN REVIEW

Best Performances, Individual	145
Daily Log (Transactions)	144-145
Game-By-Game Team Statistics	133
Game Summaries	134-141
NFL Rankings, Bengals	145
Participation Chart	142-143
Red Zone Report	133
Standings, NFL	148
Starting Lineups	146
Statistics, Preseason	147
Statistics, Regular Season	130-132

SECTION 4: TEAM HISTORY

AFL Expansion Draft, 1968	178
Alumni List	173
Chronology	200-202
Cincinnati Pro Football History	203
Coaching History	179-182
Double-Digit Club	159
Draft Choices, 1968-99	168-172
Last Times	197
Longest Plays	198

(TEAM HISTORY, continued)

Offense/Defense Year-By-Year	186
100-Yard Club (Individual 100-Yard Rushing Games)	196
Overtime Results	199
Playoff Results	194
Pro Bowl Players	196
Results, All-Time Preseason	160-161
Results, All-Time Regular Season and Postseason	150-159
Results by Opponents, All-Time	162-166
Results, Preseason, vs. 1999 Preseason Opponents, All-Time	167
Roster, All-Time	174-178
Statistics, All-Time Individual	187-195
Super Bowls XVI and XXIII	204
Superlative Individual Seasons	185
Year-by-Year Final Statistics	205-242
Year-by-Year Leaders (Rushing, Passing, Receiving, etc.)	183-185

SECTION 5: RECORDS

Individual Records	244-249
Team Records	249-251

SECTION 6: MEDIA INFORMATION

Bengals TV & Radio	255
Media Information	254
Training Camp — Georgetown College	256

MISCELLANEOUS

Attendance Data	150-159, 158, 203, 205-242
Busiest Bengals:	
1998 Offense & Defense Playing Time Leaders	54
1998 Special Teams Playing Time Leaders	89
Cinergy Field	186, Inside Back Cover
Hall of Fame	167
Hotels on the Road	38
Instant Replay Rules	81
Munoz, Anthony — Hall of Famer	252
Pronunciation Guide	115
Ticket Information	Inside Back Cover

The Cincinnati Bengals 1999 Media Guide was prepared by the Bengals Public Relations Department based on information through July 9, 1999. Copyright © 1999 by The Cincinnati Bengals. Editors: Jack Brennan, Patrick J. Combs. Typography, editing, research and layout: Jon Braude. Editorial Assistance: Brian Hiller, Inky Studley. Individual and team records compiled by Jim Blount. Research and statistical assistance provided by Elias Sports Bureau, *The Sporting News* and the Pro Football Hall of Fame. Photos of players and coaches by Greg Rust. Printing: The C.J. Krehbiel Company.

BENGALS STAFF DIRECTORY

— ADMINISTRATION —

President
Mike Brown
Vice President
Pete Brown
Executive Vice President
Katherine Blackburn
Vice President
Paul H. Brown
Vice President
John Sawyer
Chairman of the Board
Austin E. Knowlton
Administration Assistant
Jan Sutton

— STADIUM DEVELOPMENT —

Director of Stadium Development
Troy Blackburn
Stadium Project Manager
Mark Horton
Stadium Construction Manager
Eric J. Brown
Director of Community Affairs
Jeff Berding

— BUSINESS/FINANCE —

Business Manager
Bill Connelly
Business Assistant
Terri Stewart
Chief Financial Officer
Bill Scanlon
Controller
Johanna Kappner
Receptionist
Teri Moratschek

— MARKETING —

Director of Corporate Sales and Marketing
Vince Cicero
Corporate Sales Executives
Michael Alford, Tony Kountz,
Brian Sells
Corporate Sponsorship Coordinator
Jennifer Benjamin
Group Sales Coordinator
Kevin Lane

— PUBLIC RELATIONS —

Public Relations Director
Jack Brennan
Assistant Public Relations Director
Patrick J. Combs
Public Relations Assistant
Inky Studley

— TICKET OFFICE —

Ticket Manager
Paul Kelly
Ticket Office
Tim Kelly, JoAnn Meyer

— PLAYER PERSONNEL —

Director of Pro/College Personnel
Jim Lippincott
Scouting
Duke Tobin
Personnel Assistant
Debbie LaRocco

— FOOTBALL OPERATIONS —

Equipment Manager
Tom Gray
Athletic Trainer
Paul Spurling
Assistant Athletic Trainer
Billy Brooks
Assistant Athletic Trainer/
Assistant Equipment Manager
Rob Recker
Video Director
Travis Brammieri
Assistant Video Director
Andy Fineberg

— COACHING STAFF —

Head Coach
Bruce Coslet
Assistant Head Coach/
Defensive Coordinator
Dick LeBeau
Offensive Coordinator
Ken Anderson
Running Backs
Jim Anderson
Wide Receivers
Steve Mooshagian
Tight Ends
Frank Verducci
Offensive Line
Paul Alexander
Defensive Line
Tim Krumrie
Linebackers
Mark Duffner
Defensive Backs
Ray Horton
Special Teams
Al Roberts
Defensive Staff Assistant
Louie Cioffi
Strength and Conditioning
Kim Wood
Assistant to the Coaching Staff
Sandy Schick

— TEAM SUPPORT —

Team Physicians
Jeff Craig, Robert Heidt Jr.,
Bruce Holladay, Doug Logan,
Walter Timperman
Scouts
Kale Arie, Earl Biederman,
Frank Smouse
Community Liaison
Rick Richardson
Publications
Jon Braude
Public Relations
Brian Hiller
Front Office Assistant
Leo Slater
Security
Howard Whitson, Gene Pettyjohn
Equipment
Hank "Tiny" Johnson, Denny Bross
Cheerleader Coordinator
Charlotte Jacobs
Stadium Public Address Announcer
Tom Kinder
Statistics/Records
Don McMillan, Jim Blount
Photographer
Greg Rust

BENGALS ADMINISTRATIVE STAFF

AUSTIN E. KNOWLTON — Chairman of the Board



Austin E. Knowlton is Chairman of the Board of the Cincinnati Bengals, and has been a firm supporter since the franchise's inception.

Knowlton, a well-known builder and sportsman, has been a founder, owner and director since the franchise began, and often can be found watching his team play at some of the farthest way stops on the NFL map, in addition to his regular attendance at games at Cinergy Field.

Knowlton's avid interest in sports has not been limited to the Bengals. During the glorious days of the '70s, he was the largest shareholder in the Cincinnati Reds. He is also a trustee of the Brown Jug Society, which runs the Triple Crown for standardbred pacing horses.

After receiving a degree in architecture and

civil engineering from Ohio State University, Knowlton joined his father's construction company and later assumed ownership of the construction business, operating it under the name of Knowlton Construction Company.

In 1995, the Board of Trustees of Ohio State University conferred upon Mr. Knowlton a Doctorate of Architecture.

During the expansion of the state college program, he designed, built and financed 54 college dormitories and other buildings for various colleges and universities in several states. He built the major portion of Ohio University and Bowling Green State University, and many college buildings at Ohio State University, Miami University, Capital University, Otterbein College and numerous other schools and universities.

His office is located in Dublin, Ohio, and he resides at Emerald Farms in Delaware County, Ohio.

CINCINNATI BENGALS OWNERS

Katherine Blackburn
Michael Brown
Nancy L. Brown
Paul H. Brown
Peter D. Brown
Harriette R. Downey
Robert Fite
Virginia Fite

Austin E. Knowlton
Charles Lindberg
Dr. & Mrs. Edison H. Miyawaki
Dr. Edison K. Miyawaki
Louise Nippert
John Sawyer
William J. Williams

CINCINNATI BENGALS BOARD OF DIRECTORS

Katherine Blackburn
Troy Blackburn
Michael Brown
Nancy L. Brown
Paul H. Brown
Peter D. Brown
Robert Fite

Virginia Fite
Austin E. Knowlton
Charles Lindberg
John Lindberg
John Sawyer
Jack Schiff, Jr.

MIKE BROWN — President



Mike Brown is in daily charge of the Bengals franchise. He works closely with the team's coaches and administrative staff. The Bengals are the Brown family's sole business interest.

While maintaining his input on the operation of the team itself, Brown has been deeply involved throughout this decade in an effort to secure the franchise's future in Cincinnati. He helped form a broad coalition of Hamilton County interests to work for the March, 1996 passage of public funding for stadiums and downtown redevelopment. Voters approved by a margin of 61 to 39 percent, and the first realization of their wishes is now evident on the western Cincinnati riverfront.

Paul Brown Stadium, designed to set new standards for state-of-the-art NFL facilities, is rising from a site approximately five blocks west of Cinergy Field, and remains on schedule to open with the first home game of the 2000 pre-season schedule.

A former Dartmouth quarterback, Brown was

instrumental in bringing the NFL to Cincinnati. He worked with his father, football legend Paul Brown, to close the deal which brought Cincinnati a pro franchise for the 1968 season. Mike Brown's efforts with civic leaders also made a reality of construction plans for Riverfront Stadium (now Cinergy Field), which opened in 1970.

From the Bengals' inception until August of 1991, Brown was assistant general manager, supervising the team's day-to-day operations. He assumed the position of team president after his father's death on Aug. 5, 1991. He played a major role in the building of the Bengals teams which reached the Super Bowl following the 1981 and 1988 seasons. Since 1994, Brown has been a member of the NFL's Competition Committee, the primary body for analysis and consideration of rules changes. He also is a longtime member of the NFL Management Council's Executive Committee.

Mike and his wife, Nancy, have a daughter, Katherine Brown Blackburn, and a son, Paul H. Brown. Katie is the team's executive vice president, and Paul is a vice president, working with scouting and personnel as well as joining Katie on the team's Board of Directors.

JOHN SAWYER — Vice President



John Sawyer was one of the founders of the Bengals. He joined Paul Brown and Mike Brown in representing Cincinnati during the city's bid to gain the franchise, logging much hard work and travel. He played a part in

the 1970 NFL-AFL realignment plan, which created the Bengals' divisional home, the AFC Central.

He is president of the J. Sawyer Company, a multi-faceted agricultural and real estate firm. He recently formed and is chairman of Sawyer Industries, Inc., a national company marketing Boomer's BBQ Sauce and Boomer's Salsa, raising

money to help find a cure for Cystic Fibrosis.

Sawyer was a B-17 pilot in World War II, and was a pioneer in the aerial application of crop pesticides. In 1983, he was inducted into the Ohio Agricultural Hall of Fame.

John and his wife, Ruth, have been instrumental in the creation and development of The Ensemble Theatre of Cincinnati, and both serve on the board of directors. He is a past president of Easter Seals, and a member of the board of trustees of Children's Hospital.

He's also active with Springer School, the Boy Scouts and the Episcopal Diocese of Southern Ohio.

Sawyer is a graduate of Princeton University, and is the son of the late Charles Sawyer, former U.S. Secretary of Commerce. John and Ruth live

in Indian Hill, and have four daughters — Anne Wetherill, Elizabeth Selnick, Catherine Ryall and Mary Stephens. They enjoy 12 grandchildren — John Putnam, Meredith, Daniel and Matthew

Wetherill; William III and Anna Selnick; Nicholas, Christina, Jonathan and Patrick Ryall; and Robert IV and Charles Stephens.

PETE BROWN — Vice President



Pete Brown is the architect of the Bengals' annual draft of college players. He supervises the year-round effort to prepare for the team's most important source of player talent.

Brown keeps tabs on the efforts of the Bengals' scouting staff from his Spinney Field office, and scouts players himself when time allows. In the 1980s, his draft selections led the team to two Super Bowls.

The 1998 draft brought the Bengals three immediate contributors in linebackers Takeo Spikes and Brian Simmons and cornerback Artrell Hawkins. Record-breaking rusher Corey Dillon was the highlight pick of the 1997 draft and all seven players drafted by the Bengals in 1996 were still with the team entering 1999 training camp.

Brown is also among the club's owners, and is a member of the Board of Directors.

A graduate of Denison University, Brown is the son of football legend Paul Brown and the brother of Bengals president Mike Brown.

KATHERINE BLACKBURN — Executive Vice President



Katie Blackburn joined the Bengals in October, 1991, following her graduation from the University of Cincinnati law school and a period of practicing law with the Cincinnati firm of Taft,

Stettinius and Hollister.

Her role in the management of club affairs has grown steadily, and she works daily with Bengals president Mike Brown as a key executive in all of the club's major operations. She played a significant role in lease negotiations for the new Paul Brown Stadium, which were concluded May 29, 1997, and she oversees player

acquisition opportunities under the NFL salary cap system.

She personally handles many high-profile contract negotiations, and also supervises the team's radio and television networks.

Named in March of 1996 to the board of the United Way & Community Chest, she is active in events supporting the United Way and will serve on the board at least through 1999.

Katie is the daughter of Mike Brown. She received her bachelor's degree from Dartmouth.

Katie's husband, Troy, also has practiced law for the Taft firm, and in 1996, Troy joined the Bengals as Director of Stadium Development. The Blackburns have two daughters, Elizabeth, 6½, and Caroline, 4.

LIGHTING UP THE SCOREBOARD

In Games 12-15 of the 1997 season, the Bengals became the first Cincinnati team to score 30 or more points in four straight games.

Cincinnati scored 31 vs. Jacksonville on Nov. 23, posted 42 at Philadelphia on Nov. 30, scored 41 vs. Tennessee on Dec. 4 and notched 31 vs. Dallas on Dec. 14.

PAUL H. BROWN — Vice President



Paul Brown enters his seventh full season in the Bengals' front office in 1999. His primary responsibilities are evaluating college talent and negotiating player contracts.

Brown works closely with team vice president Pete Brown in the team's scouting efforts in preparation for the NFL draft each April. He visits colleges to work out potential Bengal players, travels to numerous college games to survey

football skill, and attends the NFL combine to assess future pro talent. He handles contract negotiations with prominent free agents as well as draft choices.

Brown, a graduate of Purcell Marian HS in Cincinnati and Regis University in Denver, Colo., has been close to pro football his entire life. His father is Bengals president Mike Brown. Paul's grandfather, Paul E. Brown, founded the Bengals in 1967 and doubled as the team's first head coach (1968-75) and its first general manager (1968-91).

TROY BLACKBURN — Director of Stadium Development



Troy Blackburn joined the Bengals in May of 1996 to coordinate planning and construction of the new football stadium approved in March of that year by Hamilton County voters.

Blackburn worked with architects to create plans for a cutting-edge NFL facility, then joined key Bengals advisors in lease negotiations with Hamilton County. That complex task was completed on May 29, 1997, when team president Mike Brown signed a lease committing the team to the new Paul Brown Stadium until 2026.

Blackburn now is working daily to oversee the actual construction, which is to be completed in time for the 2000 NFL season. Work has proceeded steadily since demolition began on the stadium site in early 1998, and forecasts in the summer of 1999 called for the stadium to be ready in plenty of time for the opening of the 2000 football season.

Paul Brown Stadium is already the winner of a major honor, as its design plans led to its inclusion among 15 projects selected for a 1998 American Architecture Award. Paul Brown stadium was the only stadium among the winners, whose ranks included the Sendai (Japan) International Airport, the New Jersey Performing Arts Center in Newark and the IBM Corporate Headquarters in Armonk, N.Y.

Blackburn also played a lead role in working with Georgetown (Ky.) College to develop a state-of-the-art athletic complex that serves as the Bengals' training camp site. The team will hold its third training camp at Georgetown in 1999.

A Cincinnati native, Blackburn attended St. Xavier HS. He graduated from Duke University in 1989, and from the University of Cincinnati law school in 1992. From 1992 until joining the Bengals, he practiced law for the Cincinnati firm of Taft, Stettinius & Hollister.

Blackburn's wife, Katie, is the Bengals' executive vice president. The couple has two daughters, Elizabeth, age 6½, and Caroline, 4.

PERFECT IN CRUNCH TIME

Former Bengal **Jim Breech** never missed a field goal attempt in overtime. He provided the winning kick nine times in OT, more than any kicker in NFL history.

"In that type of situation (overtime), your adrenaline is pumping so much that you just want to make sure not to overkick the ball," Breech said. "The key is to be real deliberate on that first step to just gather everything together."

BENGALS STAFF

GENERAL INFO/STAFF



MICHAEL ALFORD
Corporate Sales
Executive



JENNIFER BENJAMIN
Corporate Sponsorship
Coordinator



JEFF BERDING
Director of Community
Affairs



TRAVIS BRAMMER
Video Director



JACK BRENNAN
Public Relations Director



BILLY BROOKS
Assistant Athletic Trainer



ERIC J. BROWN
Stadium Construction
Manager



VINCE CICERO
Director of Corporate
Sales and Marketing



PATRICK J. COMBS
Assistant Public
Relations Director



BILL CONNELLY
Business Manager



ANDY FINEBERG
Assistant Video
Director



TOM GRAY
Equipment Manager



JOHANNA KAPPNER
Controller



PAUL KELLY
Ticket Manager



TIM KELLY
Ticket Office



TONY KOUNTZ
Corporate Sales
Executive



KEVIN LANE
Group Sales Coordinator



DEBBIE LaROCCO
Personnel Assistant



JIM LIPPINCOTT
Director of Pro/College
Personnel



JoANN MEYER
Ticket Office



TERI MORATSCHKE
Receptionist



ROB RECKER
Assistant Athletic Trainer/
Assistant Equipment Mgr.



BILL SCANLON
Chief Financial Officer



SANDY SCHICK
Assistant to the
Coaching Staff



BRIAN SELLS
Corporate Sales
Executive



PAUL SPARLING
Athletic Trainer



TERRI STEWART
Business Assistant



INKY STUDLEY
Public Relations
Assistant



JAN SUTTON
Administration Assistant



DUKE TOBIN
Scouting

SUPPORT STAFF



KALE ANE
Scout



EARL BIEDERMAN
Scout



JON BRAUDE
Publications



BRIAN HILER
Public Relations



CHARLOTTE JACOBS
Cheerleader Coordinator



TOM KINDER
Stadium P.A. Announcer



GENE PETTYJOHN
Security



RICK RICHARDSON
Community Liaison



LEO SLATER
Front Office Assistant



FRANK SMOUSE
Scout



HOWARD WHITSON
Security

STREAKS TO REMEMBER

The Bengals' record for consecutive made field goals is 13, first set by **Jim Breech** in 1990 and later tied by **Doug Pelfrey** in 1993 and 1995. But two other Bengals FG streaks are clearly worthy of note:

- While tying the record in '95, Pelfrey also put together a streak of 19 made FGs in 20 attempts. His only miss among the 20 came on a try of 63 yards just before halftime Oct. 29 vs. Cleveland — a boot that would have tied the NFL distance record set in 1970 by **Tom Dempsey** of New Orleans. Take away that low-percentage attempt, and Pelfrey would have a record-smashing Bengals streak of 19 straight FGs.

- Over the 1973-74 seasons, **Horst Muhlmann** knocked home 14 straight field goals. But three of the kicks came during a 1973 season playoff game against Miami, and postseason games form a separate category in record-keeping.

Bengals' New Home on Target for 2000

Paul Brown Stadium, the first visible sign of Cincinnati's plan to dramatically refashion its riverfront, is rising in clockwork fashion as the 1999 football season begins. As the Bengals prepare for their final season in Cinergy Field, all signs point to the team's new home being ready for its scheduled 2000 opening with no need for a frantic rush to the finish line.

In the space of one year — from July of 1998 to July of 1999 — the western riverfront site has been transformed from a giant hole in the ground to a massive structure with the clear outlines of a football stadium. By this fall, steel and concrete work on the stadium's basic structure will be completed, leaving plenty of time for the finishing work that will transform the 1.8 million square foot building into the finest new stadium in the NFL.

"Everything associated with the project has gone exceedingly well," said Troy Blackburn, Bengals director of stadium development, who has worked on the project with Hamilton County officials and designing architects NBBJ Sports & Entertainment of Los Angeles. "Our weather has been excellent, and we've had tremendous cooperation and effort from everyone involved."

of Cincinnati's "Rebirth of the Riverfront." A new Reds baseball stadium, slated for completion in 2003, will be the eastern "bookend." In between, plans are underway for the National Underground Freedom Center, celebrating Cincinnati's role as a transit point for runaway slaves during mid-1800s. Park land and other attractions will surround the major developments.

"We will have an incredibly changed skyline and 'front porch' to the city when this project is completed," said Bob Bedinghaus, Hamilton County Commissioner. "Paul Brown Stadium is serving as a catalyst for other exciting riverfront developments, and it's becoming increasingly evident that it will be a facility so spectacular, it will positively stun Bengals fans."

More than a year ago, a distinguished architectural panel recognized the stadium's potential from studies of its design. In May of 1998, Paul Brown Stadium was one of 15 projects selected for an American Architecture Award. There were more than 300 entries, from both the United States and abroad, and Paul Brown Stadium was the only stadium among the winners.

"The award gave us an early affirmation that the project was on the right path," Blackburn said. "We wanted to provide Cincinnati with a breakthrough design that showcases our city and riverfront, and it looks like we will. Our fans deserve that." Beyond its futuristic design, the stadium will serve as a premier venue for watching football. Almost 70 percent of the seats will be along the sidelines, positioned for superior sight lines to the field. The stadium's open-ended design will allow for stunning views of the downtown skyline and the riverfront.

"We didn't want to just march down the path of other cities and do what everyone else did," said Bedinghaus. "We set out to design a state-of-the-art stadium, one that

other cities would be copying in years to come, and I believe we've done that."

In the area of fan amenities, Paul Brown Stadium will set new industry standards. Stadium features will include:

- Two super-sized video boards with state-of-the-art LED technology.
- More than 1200 restroom fixtures — one for every 50 fans, which will be the best ratio in the NFL.

(continued)



Approximately 600 workers are on duty daily at the site as the summer progresses. That number will reach a maximum of approximately 1000 during the fall, when carpenters, painters and other workers will begin finishing the lower levels while concrete and steel work is being finished on the upper levels.

The Bengals will begin moving into the new building in the spring of 2000.

Already the winner of a major architectural award, Paul Brown Stadium will form the western "bookend"

- More than 400 "points of sale" for food and beverages, again the best ratio in the NFL.
- Seats in most areas of 20 inches in width, larger than the industry standard of 19 inches.
- Extra-wide concourses — more than twice as wide as those at Cinergy Field — to help fans visit concession stands and restrooms without crowding.
- A distributed sound system to provide crystal-clear audio for fans seated in all areas.
- Three complete kitchens to provide all fans with first-class food, ranging from traditional ballpark fare to a variety of fresh new options.

Dan Meis, NBBJ's principal designer for the stadium, has said that comparing traditional, bowl-shaped football stadiums to the new Bengals facility is like comparing a dump truck to a Ferrari. "You have no doubt which one is the fast one," Meis said.

The new stadium, however, also carries a crucial link to the past. In an era when many new stadiums and arenas carry corporate names in payment for naming rights fees, the new Cincinnati stadium will bear the name of the late Paul Brown, the pro football Hall of Famer who capped an already glorious career by bringing pro football to Cincinnati in 1968 as Bengals founder, general manager and head coach.

"With so many stadiums being named for enterprises that don't have anything to do with the game, we decided it was time to make a statement," said Bengals president Mike Brown. "This honors the tradition of our game, and I remember how my father never made a speech or endorsed a product for money. He did that for a principle, and we stood up for a principle by having the stadium reflect his name and the tradition he represents."

The Paul Brown Stadium project has been a true team effort by the people of Greater Cincinnati.

"We have been able to include all segments of the community by having almost every major contract go to a local company," said Bedinghaus. "We paid close attention to the need for minority workers to benefit from these job opportunities, and we're proud to say that they comprise 25% of the work force. That's the same percentage as the work force on the Cleveland football stadium project, and the minority population percentage here is not as large to draw from."

Additional facts and figures on Paul Brown Stadium:

LOCATION: The stadium site

is approximately five blocks west of the current Cinergy Field. It will be bordered by Pete Rose Way on the north, Mehring Way on the south, Elm Street on the east and Central Avenue on the west. The southern border of the stadium will be one block from the Ohio River, and will be connected to the riverfront with a public park.

DIMENSIONS: The stadium site covers approximately 22 acres, and the stadium itself will reach a height of 157 feet.

SEATING CAPACITY: The stadium will have 65,600 seats — all with unobstructed views — on three levels, including 7,600 club seats and 114 private suites.

PLAYING SURFACE: Heated natural grass.

PRIVATE SUITES: Each of the 114 suites will feature retractable glass windows, allowing fans the option to watch in climate-controlled comfort or to bring in the outdoor experience. Suite holders will enjoy premium parking, an exclusive entrance, specialized catering, personalized concierge service and elegant interior designs. Suites include 12 spacious fixed stadium seats and four elevated seats at a drink rail with a view of the game.

CLUB SEATING: Club patrons will enjoy extra-wide, padded seats at the prime football viewing level with in-seat food and beverage service, and access to the Club Level Lounges featuring fine dining as well as prime views of the downtown skyline or riverfront.

PAUL BROWN

Paul Brown Stadium will honor not only the founder and first coach of the Bengals, but a man who was one of the great innovators in pro football history.

"Whether they know it or not, nearly everyone in football has been affected by Paul Brown," former NFL Commissioner Pete Rozelle said in 1991. "His wealth of ideas changed the game."

Elected in 1967 to the Pro Football Hall of Fame, Brown also was founder and first coach of the Cleveland Browns, whom he guided to seven league championships in their first 12 seasons. He posted a .660 winning percentage over 25 years of pro coaching (222-112-9, including playoffs). Earlier in his career, he created an Ohio dynasty at Massillon High School and coached Ohio State to a national championship (1942).

Brown pioneered coaching as a year-round profession, invented the draw play, introduced the use of face masks on helmets, initiated film study and classroom instruction of players, and was the first coach to call plays from the sidelines. He also broke the color barrier in modern American pro sports, as his Cleveland team featured black stars Marion Motley and Bill Willis in 1946, a year before Jackie Robinson's debut in major league baseball.

Born in Norwalk, Ohio, and reared in Massillon, Brown was Bengals coach and general manager from 1968-75. He stepped down as coach following an 11-3 season in 1975, and continued in the GM's role until his death at age 82 on Aug. 5, 1991.



BENGALS COACHING STAFF

BRUCE COSLET — Head Coach



Bruce Coslet enters the 1999 Bengals season with no desire to dwell on the problems of 1998, and with no illusions about what's on the line in the campaign to come.

"Pride of performance and professionalism is a big motivator for me," says the Bengals head coach.

"Coaching is what I do. I want to be known for being good at what I do. Before last season, I had the best winning percentage (.560) of any Bengals coach ever. So for us to go 3-13, to go through what we did last year, that is just unacceptable.

"It was a devastating season, and I'm highly motivated to see it doesn't happen again. I know we have to do a heck of a lot better."

Coslet draws a hard line for himself and the team even though he is not far removed from one of the most positive team turnarounds in NFL annals. In October of 1996, he was named head coach of a Bengals team that had struggled to a 1-6 start under Dave Shula, and the club went 7-2 under his direction for an 8-8 overall finish.

"That was a great experience," Coslet says, "but it's ancient history now."

Bengals fans will join Coslet in hoping that the virtually unprecedented injury problems that plagued the Bengals in 1998 will also be consigned strictly to history.

Cincinnati finished the season with nine players on the Injured Reserve list, including Nos. 1-2 QBs Jeff Blake and Neil O'Donnell, starting guards Ken Blackman and Rich Braham and starting LB Tom Tumulty. Starting DE John Copeland missed most of the season while recovering from an off-season injury, and veteran LB Jerry Olsavsky was waived on an injury settlement after a training camp injury.

Starting fullback Brian Milne was hampered much of the season by back trouble, talented halfback Ki-Jana Carter suffered a season-ending wrist fracture in the season opener, long snapper Greg Truitt battled injuries much of the season, and play-making veteran cornerback Corey Sawyer missed 13 games with a knee injury.

All of the above contributed to the Bengals fielding the NFL's third-youngest team, with three full-time rookie starters on defense (Takeo Spikes, Brian Simmons, Artrell Hawkins), two other rookies who saw major defensive playing time (Steve Foley, Glen Steele) and three other rookies with major roles on offense or special teams (Mike

Goff, Damon Gibson, Adrian Ross).

"You would never go into a season planning to play rookies as much as we did, but we basically had no choice," Coslet said. "It was painful, but we saw promise. Hopefully, it will pay dividends this year."

Bengals newcomers brought in by Coslet and his staff already have begun to set the tone for a new wave of locker room leadership in '99.

"They've started to assert themselves publicly, and I'm all for it," Coslet says. "We're talking about Takeo (Spikes), Artrell (Hawkins), Brian (Simmons) and Myron (Bell) saying, 'Hey, let's get this thing going, this isn't going to happen next year, and let's get our butts in shape in the off-season. Do whatever workouts we need and let's go.' I like the sound of that stuff."

"I'll never quit on this team, and I know these guys won't quit on me. I said from Day One of last season that these guys are fighters, and after going through a tough season, I still believe that."

Mike Brown, Bengals president, believes that Coslet and his largely intact assistant coaching staff present the

Bengals their best chance of quickly moving away from the disappointment of 1998.

"Bruce is demanding, as a head coach should be, and the players respect both his knowledge and the fact that he played in this league for eight years himself (1969-76)," Brown says. "Our guys (coaches) have a good scheme. They work hard. Their hearts are in it, and I think they can turn this around and make it work."

Says quarterback Jeff Blake:

"We respect Bruce because he's a real person. He'll tell you what's up, whether it's good or bad. He's not a phony."

Mike Brown calls Coslet "a true member of the Bengals family." The coach has deep roots in the organiza-

tion, and learned the pro game from Hall of Famers such as Bengals founder Paul Brown and former Bengals assistant coach Bill Walsh. During his eight seasons as a Bengals tight end, Coslet earned a reputation for toughness and competitiveness while catching 61 passes for 878 yards and 9 touchdowns. A native of Oakdale, Calif., he began his coaching career with the San Francisco 49ers in 1980, but moved the following year to the Bengals, where he would spend the next nine seasons.

He was special teams and tight ends coach from 1981-83, wide receivers coach in 1984-85, and was offensive coordinator from 1986-89. He was on the staffs of both AFC Champion Bengals teams (1981 and '88 seasons).

During his first term as offensive coordinator, the Bengals twice had the NFL's No. 1 offense (1986, 1988),

COSLET'S NFL HEAD COACHING RECORD

Regular Season

YEAR	TEAM	W	L	T	PCT.
1990	N.Y. Jets	6	10	0	.375
1991	N.Y. Jets	8	8	0	.500
1992	N.Y. Jets	4	12	0	.250
1993	N.Y. Jets	8	8	0	.500
1996	BENGALS	7	2	0	.778
1997	BENGALS	7	9	0	.438
1998	BENGALS	3	13	0	.188
N.Y. Jets Tot.		26	38	0	.406
Cin. Tot.		17	24	0	.415

CAREER		43	62	0	.410
---------------	--	-----------	-----------	----------	-------------

Playoffs

YEAR	TEAM	W	L	PCT.
1991	N.Y. Jets	0	1	.000

(continued)

(Bruce Coslet — cont'd)

twice had the league's top rushing attack (1988 and '89) and three times led the AFC in total offense (1986, 1988 and '89).

Following the 1989 season, Coslet was named head coach of the New York Jets. With the Jets from 1990-93, he oversaw an offense that finished in the NFL's top 10 two of his last three years. Posting a 26-39 record in New York, he led the 1991 club to the playoffs, the franchise's only postseason appearance in an 11-year period (1987-97).

Coslet returned to the Bengals in 1994 as offensive coordinator, assigned to re-charge an attack which had fallen in 1993 to a franchise-low in overall punch. Two seasons later, the Bengals offense under Coslet stood as the NFL's most-improved unit.

The 1994 Bengals scored 89 more points than the '93 club, and the 1995 team topped the '94 total by another 73 points. The 162-point difference between the 1993 total (187 points) and the 1995 total (349 points) represented the biggest gain in the league during that time period.

When the Bengals went 7-2 in 1996 following Coslet's appointment as head coach, they were more than just the turnaround story of the NFL season. They were the comeback kids of the era.

The Coslet mark in '96 reflects the best job by a head coach appointed during a regular season since 1970, when the league took its present form with the NFL-AFL merger.

Among 43 coaches appointed in-season since 1970, only Ron Meyer with the 1987 Colts had a winning percentage better than Coslet's. But Meyer's 1,000 percentage covered only three games (3-0).

Coslet finished his nine games with a .778 winning percentage, and his victory total of seven also ranks second among the 43 coaches in this category. Don Coryell posted eight wins with the 1978 Chargers, but Coryell

lost four. His winning percentage (.667) was more than 100 points below Coslet's.

Most importantly, Coslet took over a 1-6 team and kept it alive for the playoffs into the 16th week of the 17-week season.

Coslet particularly enjoys the in-season weekly grind of preparing himself for a game.

"I love the strategy of football, sitting with your coaching staff the week before a game and brain-storming how you're going to attack the other team," he says. "It's challenging, and very rewarding when you accomplish the goal."

On Dec. 15, 1996, the Bengals announced an agreement to extend Coslet's contract for four years, through the 2000 season. The contract automatically extends through 2001 if the Bengals make the playoffs in 1999 or 2000.

Coslet is an avid golfer. He's a member of the Oakdale (Calif.) Sportsman Hall of Fame, and also a member of the University of the Pacific Sports Hall of Fame.

Coslet's wife, Kathy, is a Cincinnati native. They have two children, son J.J., 24, and daughter Amy, 22. In

1996, J.J. was a member of Dartmouth College's undefeated Ivy League champion football team.

Coslet's birth date is Aug. 5, 1946. He was a football standout at Joint High in his hometown of Oakdale, Calif., and he played in college from 1965-67 at the University of the Pacific.

PLAYING AND COACHING HISTORY — 1965-

67: Tight end at University of the Pacific. **1969-76:** Pro tight end, Bengals. **1980:** Assistant coach (AC), 49ers. **1981-85:** AC, Bengals. **1986-89:** Offensive coordinator, Bengals. **1990-93:** New York Jets head coach. **1994-96:** Offensive coordinator, Bengals. **Oct. 21, 1996:** Named Bengals head coach.



MAKE IT FIVE

The 1998 season was the fifth in Bengals history in which the team had both a 1000-yard rusher and a 1000-yard receiver.

Here's a recap of those five dual-1000 years:

Year	Rusher	Yds.	Receiver	Yds.
1981	Pete Johnson	1077	Cris Collinsworth	1009
1986	James Brooks	1087	Cris Collinsworth	1024
1988	Ickey Woods	1066	Eddie Brown	1273
1989	James Brooks	1239	Tim McGee	1211
1998	Corey Dillon	1130	Carl Pickens	1023

DICK LeBEAU — Asst. Head Coach/Defensive Coordinator



Dick LeBeau, architect of the zone-blitz scheme that made Pittsburgh one of the NFL's top defensive teams in the mid-1990s, is entering the third season of his second stint as a member of the Bengals coaching staff.

The former All-Pro cornerback is entering his

40th NFL season, including 14 as a player and 26 as a coach. He has brought the zone blitz to Cincinnati, and the 1998 season was a learning year for a group of talented newcomers who will be expected to form the foundation for seasons to come.

Starting inside linebackers Takeo Spikes and Brian Simmons, starting cornerback Artrell Hawkins and starting nickel linebacker Steve Foley all were in their rookie seasons in '98. Other rookies seeing significant action included DL Glen Steele and LB Adrian Ross.

"The thing we set out to do (prior to '98) was improve our team speed," LeBeau says. "We weren't a playoff-caliber defense last year, but with a lot of young people and some veterans in their first season with us, there were flashes of where we want to be."

"Because of the speed we acquired, I'm confident we're not that far away. That's the hard ingredient to get. You have to get some top athletes, and we did."

Without question, LeBeau (pronounced "luh-BO") and the team's other draft scouts earned rave reviews on the first-round selections of Spikes and Simmons and the second-round pick of Hawkins. Spikes led the team in tackles, Simmons tied for second despite an early-season injury, and Hawkins started every game at right corner, tying for the team lead with 3 interceptions and leading the team in passes defended.

The rookie trio not only excelled on the field, they expressed the desire to form a new core of locker room leadership for the team.

"They did a good job, and the upside is that they're going to get a lot better for several years to come," LeBeau said of the three. "Their attitude is excellent. They were very professional, very mature for first-year players."

Spikes, who was compared to a young Mike Singletary in a *Sports Illustrated* story on top NFL rookies, credited LeBeau's coaching style with helping him to a fast start.

"Coach LeBeau told me, 'Don't worry about messing up. Just do what you do best, and if it doesn't work, we'll go back and try to correct it,'" Spikes said. "Starting in training camp, he gave me the confidence to be at my best. Plus, he was a great player himself, so you know he understands what a player sees out on the field."

In 1997, the Bengals welcomed the return of LeBeau, an Ohio native who played on an Ohio State national championship team, starred as an All-Pro defensive back, coached the Bengals defense as coordinator in Super

Bowl XXIII and later coached the Steelers defense in Super Bowl XXX.

LeBeau spent the 1992-96 seasons with the Steelers, including 1995-96 as defensive coordinator. Employing the 3-4 zone blitz, he made the Steelers the NFL's third-ranked defense in their Super Bowl season of 1995. In 1996 under LeBeau, Pittsburgh ranked second to eventual world champion Green Bay with 272.6 yards allowed per game. The '96 Steelers also ranked second in the NFL in takeaways, with 40.

"It gives people fits," Bengals head coach Bruce Coslet said of LeBeau's scheme. "It limits what you can do on offense. It creates one-on-one matchups continuously, and if you can bring the right people, you can create havoc. We want to build the same aggressive, take-the-ball-away type of defense."

Born Sept. 9, 1937, in London, Ohio, LeBeau played at Ohio State from 1954-57, closing his career on a national championship team. He went on to play 14 seasons (1959-72) for the Detroit Lions and was voted to three Pro Bowls.

He set an all-time durability record for cornerbacks by playing in 171 consecutive games for the Lions, and at the time of his retirement, his 62 interceptions ranked third in NFL history.

He began his NFL coaching career as special teams coach for the Philadelphia Eagles from 1973-75, and



coached defensive backs at Green Bay for four years before accepting the same position with the Bengals under Forrest Gregg in 1980. He was promoted to defensive coordinator in 1984, when Sam Wyche was hired as Bengals head coach, and his unit allowed an average of only 11 points per out-

ing in three postseason games as the Bengals advanced to Super Bowl XXIII against San Francisco following the 1988 season. LeBeau left the Bengals after the 1991 season, in conjunction with the departure of Wyche, and was hired by the Steelers.

Dick and his wife, Nancy, have a son, Brandon Grant, age 20.

PLAYING AND COACHING HISTORY — 1954-57: Played offensive and defensive back at Ohio State. **1959-72:** Pro cornerback, Detroit Lions. **1973-75:** Assistant coach (AC), Philadelphia Eagles. **1976-79:** AC, Green Bay Packers. **1980-83:** AC, Bengals. **1984-91:** Defensive coordinator, Bengals. **1992-94:** AC, Pittsburgh Steelers. **1995-96:** Defensive coordinator, Pittsburgh Steelers. **1997-99:** Bengals assistant head coach/defensive coordinator.

KEN ANDERSON — Offensive Coordinator



Ken Anderson brings a keen football mind and a stellar history as a player to the position of offensive coordinator on the Bengals coaching staff.

Anderson is entering his seventh year as a pro coach in 1999, and will be in his third full season in a coordinator's role. The

former Bengals Pro Bowl quarterback was promoted from the position of quarterbacks coach on Oct. 21, 1996, when Bruce Coslet took over as Bengals head coach.

"I feel very fortunate to have Kenny, because I consider him one of the top offensive minds in the NFL today," says Coslet. "He played for so many years (16), so he sees the game through a quarterback's eyes. He's worked under some great offensive coaches, Bill Walsh and Lindy Infante just to name a couple, and he's taken what they taught him to another level.

"Kenny and I are not only fellow coaches, we're good friends, and I believe you need that personal connection because in our jobs, we spend so much time together. We love to talk strategy and game plan. He's a great idea guy."

The Bengals' overall offensive numbers were down in 1998 as injuries plagued quarterbacks, running backs and the offensive line. But the offense made great strides under Anderson after his appointment to the coordinator position midway through the 1996 season.

In 1996, the Bengals rallied for a 7-2 finish following Coslet's appointment as head coach and Anderson's move to the coordinator's position. The Bengals averaged 27.1 points per game over the final nine weeks, almost nine points more than the 18.3 mark of the first seven games. The offense's average yardage jumped from 282 to 361, and the average passing yardage went from 180 to 241.

The Bengals finished 10th in the NFL in total offense in 1996, averaging 326.6 yards per game for the full season, and they matched that No. 10 ranking again in 1997, pushing their per-game mark to 330.1 yards. The back-to-back No. 10 rankings are the team's highest since the 1990 club finished 9th. The Bengals also finished 10th in the NFL in scoring in 1997, averaging 22.2 points per game, and their No. 9 finish in rushing yardage (122.9 yards per game) was the club's highest since 1992.

In the key area of third-down play, the Bengals' 1996 percentage of successful conversions took a leap from 36.1% prior to Anderson's appointment to 53.5% after it. In 1997, the Bengals' conversion rate of 41.1% ranked 7th in the NFL.

As a player, Anderson had a career passing performance that dominates the Bengals record book. He leads

the club in completions (2654), passing yards (32,838) and touchdown passes (197).

Twice in the last four years, he has been among the 15 finalists for election to the Pro Football Hall of Fame. He holds the NFL record for highest completion percentage in a season — 70.55 in 1982.

He won four NFL passing titles, which is tied for second-most all-time behind Sammy Baugh, and was named five times to the Pro Bowl. He led the league three times in lowest interception percentage, which also is tied for second-most all-time behind Baugh.

Anderson joined the pro coaching ranks as Bengals quarterbacks coach in 1993, and in that role he helped Jeff Blake chip away at a few of his own Cincinnati marks. In 1995, Blake supplanted Anderson in the categories of most completions in a season (326) and most consecutive games with a TD pass (21).

"I like Kenny; he's helped me pay more attention to detail," says Blake. "Where he helps the most is with his experience. Any situation you might face as a quarterback, you know he's been there at least once."

Anderson has played and coached only for the Bengals since completing his college career at Augustana (Ill.) in 1970. He was a third-round pick from the small school, the 67th selection in the draft. His 16 years of service as a player (1971-86) are the most in Bengals history, and he has held no other coaching position. Prior to joining the Bengals as a coach, he worked six years in Cincinnati as a sportscaster.

"Kenny is very cool, very calm, almost emotionless in his approach to the game, and I don't mean that in a negative way," says FOX analyst Cris Collinsworth, for years a favorite passing target of Anderson. "I knew he was going to do very well with the Xs and Os of being a coordinator."

Anderson's birth date is Feb. 15, 1949. He was born in Batavia, Ill. Ken's wife's name is Cristy. Ken has a son, Matt, 24, and two daughters, Megan, 20, and Molly, 16.



PLAYING AND COACHING HISTORY — 1967-70: Played quarterback at Augustana (Ill.). **1971-86:** Pro quarterback, Bengals. **1993-96:** Assistant coach, Bengals. **Oct. 21, 1996:** Named Bengals offensive coordinator.

WORST TO FIRST (FREQUENTLY)

Four times in their history, the Bengals have finished first in their division after finishing last the season before. The only other NFL franchise to make such a climb more than once is the Colts, who did it twice.

The Bengals followed a cellar season with a division title in 1970, 1981, 1988 and 1990.

PAUL ALEXANDER — Offensive Line



Paul Alexander enters his fifth season as Bengals offensive line coach in 1999, directing an aggressive unit whose goals include helping produce a 1000-yard rusher in three consecutive seasons for the first time in franchise history.

HB Corey Dillon has used the support of Alexander's troops to rush for 1129 yards in 1997 and 1130 yards in 1998. James Brooks is the only other Bengal with back-to-back 1000-yard rushing seasons.

"I'm not going anywhere without my guys up front," Dillon said. "I give them a big share of the credit for everything I've been able to accomplish."

Bengals head coach Bruce Coslet praises Alexander as one of his most promising coaching proteges.

"Paul's only 39 years old and already very experienced as an offensive line coach. I have all the confidence in the world in him," Coslet says. "He did a great job under tough circumstances last year, because he virtually didn't have a healthy starting guard. (Rich) Braham and (Ken) Blackman were struggling with physical problems all year. If we can stay healthy up front this year, we could have a real breakthrough."

Dillon favors a bruising running style, and Alexander has made it clear that he favors big, aggressive linemen with a defensive sort of mindset.

"You have to play with poise and intelligence to be a successful offensive lineman," Alexander says, "but believe me, it's a lot easier to teach a guy poise than it is to teach him aggressiveness. I'm looking first at guys who are naturally aggressive."

Alexander has much the same personnel as he did in

1997, when the line showed its potential with a strong finish. The Bengals ended that season as the NFL leaders in rushing touchdowns (23). Cincinnati also finished with No. 10 league rankings in scoring (22.2) and total offense (322.1). In rushing yards, Cincinnati ranked 9th in the league with an average of 122.9.

Alexander began his NFL coaching career in 1992 as tight ends coach of the New York Jets. He was instrumental in the development of TE Johnny Mitchell, a rookie All-Pro in 1992. Alexander's first Bengals season was 1994, when he was named Cincinnati's tight ends coach.

But Alexander has always said his first love in football was coaching the offensive line, and he was afforded the chance to take over that job for the Bengals in 1995.

His 1995 unit produced the team's best-ever performance in sacks allowed — only 1.6 per game (total of 25).

This will be Alexander's seventh season in the offensive system of Coslet, who was Jets head coach when Alexander was in New York.

Alexander is a product of distinguished teachers. He coached under Joe Paterno at Penn State and Bo Schembechler at Michigan. He also was offensive line coach at Central Michigan, a school whose coach, Herb Deromedi, ranks with Paterno and Schembechler among the winningest coaches in NCAA Division I history.

Alexander's birth date is Feb. 12, 1960. He's a native of Rochester, N.Y., where he attended Cardinal Mooney High School. He was an academic All-American at Cortland State (N.Y.) and holds a master's degree in physiology from Penn State. He and his wife, Kathy, have two daughters, Mary Beth and Carolyn.

PLAYING AND COACHING HISTORY — 1979-81: Played offensive tackle at Cortland State. **1982-84:** Assistant coach (AC), Penn State. **1985-86:** AC, Michigan. **1987-91:** AC, Central Michigan. **1992-93:** AC, New York Jets. **1994-99:** AC, Bengals.

JIM ANDERSON — Running Backs



The dean of Bengals position coaches in years of service, Jim Anderson enters his 16th Cincinnati season in 1999. No position coach in Bengals history has served as many years on the staff, as this year Anderson eclipses the 15-year mark he had shared with former offensive line coach Jim McNally.

Anderson faced a tough career decision following the 1998 season. The Chicago Bears pursued him with an attractive offer that included the job of running backs coach plus a supervisor's designation. But after considering the Bears' pitch and reconsulting with Bengals management, Anderson elected to stay in Cincinnati.

"We didn't want to lose Jim, and we're glad it turned

out this way," said Mike Brown, Bengals president. "He's a good guy, an excellent coach and a very integral part of what we do here. Jim is very important to us in a lot of areas. People listen to him, and we count on him very much at the personnel end — not just with the running backs."

A reason for Anderson's longevity is his reputation for effectively handling all types of running backs.

The latest feather in Anderson's coaching cap has been the 1997-98 performance of Corey Dillon. With 1129 rushing yards as a rookie and 1130 more last season, Dillon became the first back in Bengals history to reach 2000 yards in his second season. His 2259 yards are the most by a Bengal in any span of two consecutive seasons. On Dec. 4, 1997, Dillon rushed for 246 yards against Tennessee, breaking the legendary Jim Brown's 40-year-old NFL record for most rushing yards in a game by a rookie.

"Coach Anderson knows as much as anyone I've ever been around," Dillon told *The Cincinnati Enquirer* after

(Jim Anderson — cont'd)

Anderson's decision to bypass the Chicago offer. "To think he would want to come back and help us and teach us makes me pretty proud."

In six of nine seasons between 1986-94, Anderson's backs led the Bengals to finishes among the NFL's top ten teams in rushing yardage. The Bengals returned to the top 10 in 1997, finishing 9th with an average of 122.9 yards per game, and the running backs scored 20 of Cincinnati's NFL-leading 23 rushing touchdowns in '97.

Anderson's troops won NFL rushing titles in 1988 and '89, and capped an AFC rushing championship in '86. From 1986 through 1990, the Bengals finished 2-4-1-1-5 in league rushing.

James Brooks, Cincinnati's all-time leading rusher, blossomed under Anderson. Brooks and Anderson both came to the Bengals in 1984. Brooks set a Bengals record with 1239 yards in 1989, and Harold Green, another Ander-

son pupil, had the runner-up total of 1170 yards in 1992. Anderson also oversaw the brief but spectacular career of Ickey Woods, which was derailed by a 1989 knee injury. In 1996, Anderson effectively worked Garrison Hearst into the Bengals offense after the team's acquisition of Hearst in late August.

Anderson's birth date is March 27, 1948. He was born in Harrisburg, Pa. He graduated from Cal Western with a degree in physical education, and holds a lifetime teaching certificate in California. Jim and his wife, Marcia, have a son, Derek, 24.

PLAYING AND COACHING HISTORY — 1967-70:

Linebacker-defensive end at Cal Western (U.S. International). **1970-71:** Assistant coach (AC), Cal Western. **1973:** AC, Scottsdale (Ariz.) Community College. **1974-75:** AC, Nevada-Las Vegas. **1976-80:** AC, Southern Methodist. **1980-83:** AC, Stanford. **1984-99:** AC, Bengals.

SIGISMONDO CIOFFI — Defensive Staff Assistant



Sigismondo "Louie" Cioffi enters his third season in the role of Bengals defensive staff assistant in 1999. It's believed that at age 25 as of Kickoff Weekend, he retains the distinction of being the youngest full-time assistant coach in the NFL.

Cioffi (pronounced "CHOE-fee") is charged with supervising the weekly distribution of information regarding how to attack the upcoming opponent's offense.

"Anything we have that is distributed to the players during the week is a product of Louie's work and research," says defensive coordinator Dick LeBeau. "He breaks down film, studies opponents' statistics and puts it all in a very useful package. Whatever you need in a logistical sense to get ready for an opponent, he can handle it."

Cioffi also works daily on the practice field, concentrating his efforts on drills with the linebackers and defensive backs.

"Frankly, Louie's very capable of being a position

coach right now," says Bengals head coach Bruce Coslet. "We're fortunate to have him."

Cioffi's association with Coslet dates back to 1993, when Coslet was head coach of the New York Jets and Cioffi was a 20-year-old coaching assistant. His responsibilities then included assembling play books and running video printers on game days. Cioffi also worked with the Jets in 1994, after Coslet had returned to the Bengals.

Cioffi was wide receivers coach at C.W. Post University in Brookville, N.Y. in 1995 and 1996. The '96 team employed a run-and-shoot offense and posted a 7-3 record en route to the ECAC Division II championship. In addition to his on-field responsibilities at C.W. Post, Cioffi prepared computer game analyses and scouting reports. He did all the computer work at Post for the offense and defense.

Cioffi's birth date is Sept. 21, 1973. His hometown is Queens, N.Y. He graduated from the University of Stony Brook in 1995 with a degree in political science and a minor in philosophy.

COACHING HISTORY — 1993-94: Coaching assistant, New York Jets. **1995-96:** Assistant coach (AC), C.W. Post. **1997-99:** AC, Bengals.

MARK DUFFNER — Linebackers



Mark Duffner enters his third season as Bengals linebackers coach in 1999, having spent the previous 11 seasons as a head coach in the college ranks.

The former Holy Cross and Maryland head coach played a central role in the Bengals' 1998 decision to spend first-round draft picks on linebackers Takeo Spikes of Auburn and Brian Simmons of North Carolina.

After the draft, Duffner's enthusiastic, hands-on coaching style helped both players turn in outstanding rookie seasons.

Spikes led the team in tackles (112), becoming the first rookie to grab the Bengals crown since James Francis in 1990, and he led the team by a wider margin than any winner since Tim Krumrie in 1988.

Simmons, playing inside linebacker alongside Spikes, missed the season's first two games due to preseason arthroscopic knee surgery, and his play was limited in Games 3 and 4. But Simmons took over as a starter in Game 5, and wound up tied for second place on the team with 78 tackles.

Asked to describe his year under Duffner, Spikes said: "Let me tell you, 'Duff' is intense. He's focused, and he's determined. Even when we had a long losing streak last season, he was on the field every day, working to get people motivated. He made sure we kept in mind we had something to play for, even if we weren't going to the playoffs. I love to play for Duff. I could see myself being a lot like him if I went into coaching someday."

Duffner was head coach at Maryland from 1992-96. His 20-35 record included an 11-11 mark over his final two seasons, Maryland's best two-season record since 1984-85.

From 1986 through 1991, he led the most successful era in Holy Cross football history, posting a dazzling 60-5-1 record that included two 11-0 marks.

Duffner has Ohio ties. He was a graduate assistant under Woody Hayes at Ohio State in 1975-76. In 1977, he was named defensive coordinator at the University of Cincinnati, becoming at age 23 the youngest defensive coordinator in the Division I ranks.

At Maryland in 1995, Duffner oversaw the Terps' first national ranking in nine years when his team climbed as high as No. 17. His teams set more than 100 offensive school records, and he improved Maryland's player graduation rate with three classes in a row in the national Top

20 (1994-96).

His term at Holy Cross was nothing short of remarkable. He took over a team that had been 4-6-1 in 1985, and immediately posted a 10-1 mark in '86. Duffner was chosen for five national coach of the year honors at Holy Cross, won two Division I-AA national titles, and was chosen New England Coach of the Year five times.

A native of Annandale, Va., Duffner played college football as a defensive lineman at William & Mary, and was chosen All-Academic Southern Conference as a senior. He graduated with a degree in physical education, and was inducted into the William & Mary Hall of Fame in 1990. He was inducted into the Fairfax County (Va.) Football Hall of Fame on Feb. 28, 1999.

Duffner was born July 19, 1953. He and his wife, Kathy, have three children, Christina, 20, Carolyn, 18, and John, 15.

PLAYING AND COACHING HISTORY — 1971-74: Played defensive line at William & Mary. **1975-76:** Graduate assistant coach, Ohio State. **1977-80:** Defensive coordinator, University of Cincinnati. **1981-85:** Defensive coordinator and recruiting coordinator, Holy Cross. **1986-91:** Head coach, Holy Cross. **1992-96:** Head coach, Maryland. **1997-99:** Assistant coach, Bengals.

RAY HORTON — Defensive Backs



Ray Horton returns in 1999 for his third season as defensive backs coach of the Bengals. Last season, Horton's efforts were highlighted by the rapid development of cornerback Artrell Hawkins, Cincinnati's second-round draft pick.

Hawkins, the 43rd selection in the draft, was considered a questionable selection at that high a level by some draft analysts. But the Bengals were sold on his nearly unlimited potential, and Horton directed Hawkins to a season that dispelled doubts regarding his readiness for NFL play. Hawkins had his share of rookie woes, but showed impressive athleticism and aggressiveness. He led the Bengals in passes defended (17) and tied for the team lead in interceptions (3) and forced fumbles (2).

"Coach Horton pumped me up when I needed it and took me down when I needed it," Hawkins said. "One game that sticks out in my mind was (Nov. 8) at Jacksonville. Nothing was going right for me, and he pulled me from the game."

"I was upset. I didn't think I'd gotten a fair shot. But in the end, getting pulled made me stand up and face my mistakes, and it increased my drive. I came back the next week and had my first two interceptions (against Minnesota's Randall Cunningham)."

An NFL defensive back himself with the Bengals and later with the Dallas Cowboys, Horton draws on his own experience to give players a realistic picture of what to

expect on the field.

"As a former player, I think I have certain things I bring to this job," Horton says. "I understand the psyche of what players are going through, maybe more so than a coach who hasn't played in the NFL."

Horton is entering his sixth season in NFL coaching, having served from 1994-96 as assistant defensive backs coach with the Washington Redskins.

"Ray's the perfect guy for us," says Bengals defensive coordinator Dick LeBeau. Horton's position coach during Horton's six seasons as a Bengals player. "He was like a coach on the field when he played. He played cornerback for us, and then was a safety for the Super Bowl team in Dallas. You can't beat a guy with the experience of having played both positions."

Horton played in two Super Bowls. He was on the 1988 Bengals team that lost a close decision to San Francisco in Super Bowl XXIII, and was on the 1992 Dallas team that defeated Buffalo in Super Bowl XXVII. He left the Bengals as a free agent following the 1988 season, and his Dallas career spanned 1989-92. He was a Bengals starter at cornerback in 1984-85 and '87, and a Dallas starter at free safety from 1989-91.

Horton's 14 interceptions as a Bengal place him 10th on Cincinnati's all-time list. He had two returns for TDs.

He had five interceptions with Dallas, two for TDs, and also had a fumble recovery for a touchdown with the Cowboys. He became the first player in Cowboys history to score defensive TDs in back-to-back games (in 1991), and during his term as a Dallas starter, he led the team in forced fumbles and fumble recoveries.

Born April 12, 1960, in Tacoma, Wash., Horton played at the University of Washington, where he earned All Pac-

(Ray Horton — cont'd)

10 honors. He was a second-round Bengals selection in the 1983 draft, the 53rd overall choice.

Ray and his wife, Leslie, have a daughter, Taylor, 11, and a son, Jarren, 7.

PLAYING AND COACHING HISTORY — 1979-82: Played DB at University of Washington. **1983-88:** Defensive back, Bengals. **1989-92:** Defensive back, Dallas Cowboys. **1994-96:** Assistant coach (AC), Washington Redskins. **1997-99:** AC, Bengals.

TIM KRUMRIE — Defensive Line



Tim Krumrie enters his fifth season as an NFL coach in 1999, following a 12-year Bengals playing career during which his relentless work at nose tackle made him one of the most admired players in club history.

Krumrie's goals for this season include working right end John Copeland back into a key role, as well as getting more consistent run-stopping power out of the nose tackle position.

Copeland, one of Cincinnati's top defensive performers from 1993-97, played only in the last five games in '98 and logged no starts, due to a ruptured Achilles tendon suffered in an off-season workout. His full return should bolster the line as he works with left end Michael Bankston, who came to Cincinnati last year as an unrestricted free agent and finished '98 as the line's leading tackler.

At nose tackle, Krumrie's former position, the starting job should be up for grabs from a group including returning starter Kimo von Oelhoffen, unrestricted free agent signee Oliver Gibson and second-year player Glen Steele. Krumrie (pronounced "KRUM-rye") will be looking for a nose tackle to emulate his own former style of play.

"I had the privilege of coaching Tim when he was a player," says Bengals defensive coordinator Dick LeBeau, "and his trademark was 100 percent involvement and participation in every endeavor we ever asked of him. And he coaches exactly the same way. He does a great job leading his group and setting a high work tempo. His enthusiasm spills over. The personal attributes that enabled him to become an outstanding player are the same assets that make him a very productive coach."

A Bengals goal this season will be to match or beat

the rushing defense performance of 1996, Krumrie's first year as defensive line coach. Cincinnati allowed only 102.7 yards per game, 12th-best among the 30 teams, and the best in more than a decade by a Bengals club.

The last Cincinnati defense to do better was the 1983 team, which allowed 93.7 rushing yards per game. That was Krumrie's rookie season as a Bengals player.

Krumrie never missed a game during his Bengals playing career (excluding 1987 players strike). He started 166 of his 193 games (including playoffs), and at one point had a streak of 160 starts in 161 games. He led the team in tackles five times — a most unusual feat for any interior lineman — and was selected as an AFC starter for two Pro Bowls.

He suffered a severe leg fracture at the height of his career — during Super Bowl XXIII — but returned from the injury to start the opening game of the next season. He retired as a player after the 1994 season, and joined the coaching staff in 1995 as a defensive staff assistant.

Summing up Krumrie's attitude as a player, Bengals general manager Mike Brown once said: "It wouldn't matter if you put Timmy out there with 10 nuns on his side. He'd still be playing just as hard, and be just as confident he was going to win."

It's an attitude Krumrie has taken into his coaching career.

Krumrie's birth date is May 20, 1960. He was born in Menomonee, Wis., and grew up in Mondovi, Wis., where he attended Mondovi HS. He and his wife, Cheryl, have a daughter, Kelly, 15, and a son, Dexter, 10. Tim's hobbies include riding his Harley-Davidson motorcycles and spending time at his home in Cody, Wyo.

PLAYING AND COACHING HISTORY — 1979-82: Played defensive tackle at Wisconsin. **1983-94:** Pro defensive tackle, Bengals. **1995-99:** Assistant coach, Bengals.

STEVE MOOSHAGIAN — Wide Receivers



Steve Mooshagian, an instrumental figure in the University of Pittsburgh's emergence as one of the Big East's most exciting offensive teams, resigned the offensive coordinator's position at Pitt to sign with the Bengals as wide receivers coach on Feb. 20, 1999.

Mooshagian (pronounced "moo-SHAIG-ee-un") concentrated on coaching Pitt's wide receivers in addition to his coordinator's

duties, and his units produced the top receiver in the Big East in each of the last two seasons. The Panthers' Terry Murphy led the conference with 79.4 receiving yards per game in 1997 and set a league record with 13 TD catches. In 1998, Latief Grim led the conference with 90.4 yards per game and set a Pitt record with 6 catches per game.

Mooshagian came to Pittsburgh from Nevada-Reno, where he was offensive coordinator and quarterbacks coach in 1996. Under his direction, the Wolfpack led the nation that season with an average of 527 yards total offense per game and closed the year with a victory over Ball State in the Las Vegas Bowl.

Before joining Nevada-Reno, Mooshagian served one

season as head coach at Fresno (Calif.) City College. He also spent 10 years as the wide receivers coach at Fresno State, his alma mater, and was recruiting coordinator for five of those seasons.

During his tenure at Fresno State, he had eight wide receivers drafted by the NFL, and three players he recruited and/or coached went on to start in a Super Bowl. The three are WR Stephen Baker (Super Bowl XXV with the N.Y. Giants), CB James Williams (Super Bowl XXVII with Buffalo) and LB Ron Cox (Super Bowl XXXI for Green Bay). Eleven of Mooshagian's Fresno State receivers earned all-conference honors.

"I've known Steve for quite a few years," says Bengals head coach Bruce Coslet. "I was early in my (NFL) coaching career when he was at Fresno, and that school was always on my scouting list because he always had receivers with good pro potential. He's also a natural fit for us because he knows our system. He worked at Pittsburgh with Walt Harris, who was my quarterbacks coach

with the Jets, and they ran virtually the same offense as we do in Cincinnati."

As a player, Mooshagian was one of Fresno's top receivers, and he later signed a free-agent contract with the Los Angeles Express of the U.S. Football League.

Mooshagian's birth date is March 27, 1959. His hometown is Downey, Calif. Steve and his wife, Rene, have three children — daughters Janaye, 15, and Danielle 11, and son Robert, 13.

PLAYING AND COACHING HISTORY — 1978-

79: Played wide receiver at Cerritos (Calif.) College. **1980-81:** Played wide receiver at Fresno State. **1983:** Assistant coach (AC), Washington Union HS (Calif.). **1984:** Head coach, Washington Union HS. **1985-94:** AC, Fresno State. **1995:** Head coach, Fresno City College. **1996:** Offensive coordinator, Nevada-Reno. **1997-98:** Offensive coordinator, University of Pittsburgh. **1999:** Joins Bengals.

AL ROBERTS — Special Teams



A veteran of 12 years as an NFL special teams coach, Al Roberts has seen high points and low points. In 1999, the second year of a two-year rebuilding plan for Bengals special teams, he looks forward to reaping the benefits from a 1998 season that was one of the most intensive

teaching seasons of his career.

"We got what we were looking for last year in terms of bringing in better athletes," Roberts says, "but the drawback was that they were young. We had to start from scratch in getting them to understand the system."

"Our statistics were not productive, but we invested a lot of time and energy in building for this year. Our challenge is to show the results of that investment early and to keep improving all year long."

Strong kick coverage teams have been a Roberts trademark during his NFL career, and returning young linebackers are expected to form the core of the Bengals' 1999 units. Second-year players Adrian Ross and Steve Foley, and third-year man Canute Curtis are key figures in the plan. Roberts also will continue to get special teams contributions from young defensive starters such as linebackers Takeo Spikes and Brian Simmons and cornerback Artrell Hawkins.

The kickoff return game was the strength of the special teams last season, as Tremain Mack set team records for average per return (25.9 yards) and total yards (1165). Roberts will hold preseason auditions for a new No. 1 punt returner, as the Bengals must replace the loss of 1998 leader Damon Gibson to Cleveland in the expansion draft.

One of Roberts' past NFL special teams assignments was from 1991-93 with the New York Jets, when Bengals head coach Bruce Coslet was Jets head coach. In 1997, when Coslet entered his first full season as Bengals head

coach, he sought out Roberts to rejoin him.

"Al is a no-nonsense, take-no-prisoners kind of guy," Coslet said. "I know how he works, and I knew he'd fit in here. He's my kind of guy."

During Roberts' term in New York, the Jets special teams were known for their excellent kick coverage. In 1991, New York led the NFL in kickoff coverage (15.4 average yards allowed) and was second in punt coverage (5.7). In 1992, the kickoff coverage (16.7) and punt coverage (7.3) were both in the league's top five.

Roberts broke into the NFL in 1984-85 as running backs and special teams coach with the Houston Oilers. He was in the NFL again from 1988-90 as special teams coach at Philadelphia under Buddy Ryan. Coslet is the second NFL head coach to ask Roberts back for an encore stint after the head coach changed teams, as Ryan brought Roberts to the Arizona Cardinals for the 1994-95 seasons.

Roberts has 11 seasons of college coaching experience. In seven of those seasons, his teams advanced to bowl games, most recently the 1996 Washington Huskies.

Born in Fresno, Calif., on Jan. 6, 1944, Roberts played high school football in Merced, Calif., and played in college at Washington (1964-65) and Puget Sound (1967-68). He holds a bachelor of arts degree from Puget Sound. He and his wife, Arvella, have two sons, Kali, 28, and Kyle, 24, and a daughter, Genesis, 23.

PLAYING AND COACHING HISTORY — 1964-

65: Played at University of Washington. **1967-68:** Played at University of Puget Sound. **1969-72:** Assistant coach (AC), Mercer Island (Wash.) High School. **1973-76:** Head coach, Garfield High School (Wash.). **1977-82:** AC, University of Washington. **1983-84:** AC, L.A. Express (USFL). **1984-85:** AC, Houston Oilers. **1986-87:** AC, Purdue. **1988-90:** AC, Philadelphia Eagles. **1991-93:** AC, New York Jets. **1994-95:** AC, Arizona Cardinals. **1996:** AC, University of Washington. **1997-99:** AC, Bengals.

FRANK VERDUCCI — Tight Ends



Frank Verducci, a veteran of 19 seasons in college coaching with 10 major bowl appearances, brings a well-rounded resume to his new assignment as Bengals tight ends coach for 1999.

Verducci (pronounced "vur-DOO-chee") spent the last seven seasons as of-

fensive line coach in Hayden Fry's successful program at Iowa. He also coached tight ends under Jerry Claiborne and later under Bobby Ross at Maryland (1981-83), and spent two years as receivers coach under Francis Peay at Northwestern (1987-88).

"Frank is a good fit for what we're looking for as a tight ends coach," said Bengals head coach Bruce Coslet. "He's proven himself as an offensive line coach with a major program, and he also has experience coaching tight ends as well as wide receivers. We were looking for an all-around coach who can not only work with blocking, but who can help get our tight ends more involved in the passing game."

The Bengals last season had only 36 combined catches from three tight ends, the team's lowest total in that category since 1977. Verducci will work with returning veterans Tony McGee, Marco Battaglia and Steve Bush to make the position more of an offensive threat. The Bengals are particularly interested in expanding the offensive role of McGee, who had 55 catches for 754 yards as recently as 1995, and averaged 42 catches per year for his first five seasons.

Verducci's credentials to work with tight ends on blocking are evident from his work at his most recent coaching stop.

At Iowa, seven offensive linemen Verducci coached and/or recruited went on to enter the NFL from 1993 through 1998. The list includes Bengals third-round draft pick Mike Goff in 1998 and Packers first-round pick Ross Verba in 1997. Goff started five games for the Bengals last season, and the previous season, Verba became the first rookie ever to start at left tackle in a Super Bowl.

Verducci's lines paved the way for record-setting performances by Iowa skill position players. Running back Tavian Banks set school records for rushing yards in a game (314) and a season (1691) during Verducci's tenure, and Sedrick Shaw set the career rushing record (4156).

The Hawkeyes established rushing records for the Sun Bowl in 1995 and the Alamo Bowl in 1996, the 1994 line established a school record for fewest sacks allowed (10), and the 1997 line led the Hawkeyes to the Big Ten rushing title.

At Maryland, Verducci helped coach the Terps to berths in the 1982 Aloha and 1983 Citrus bowls. His bowl experience at Iowa included two berths each in the Rose (1986, 1991), Holiday (1986, 1991), Alamo (1993, 1996) and Sun (1995, 1997).

Verducci's birth date is March 17, 1957. His hometown is Glen Ridge, N.J. He played tight end and fullback in 1975 at the U.S. Merchant Marine Academy-Kings Point, and went on to receive his bachelor's degree from Seton Hall University. Frank and his wife, Noel, have a son, Jack, 7, and a daughter, Cameron, 2.

PLAYING AND COACHING HISTORY — 1975:

Played TE and FB at U.S. Merchant Marine Academy-Kings Point. **1980:** Assistant coach (AC), Colorado State. **1981-83:** AC, Maryland. **1984:** AC, Northern Illinois. **1985-86:** AC, Iowa. **1987-88:** AC Northwestern. **1989-98:** AC, Iowa. **1999:** Joins Bengals.

KIM WOOD — Strength & Conditioning



Entering his 25th season with the Bengals, Kim Wood is the dean of NFL strength and conditioning coaches. A hard-driving coach who still maintains an easy rapport with his players, Wood has set up strength and conditioning programs for a number of NFL teams.

He is known nationwide for his outspoken stance against the use of steroids in strength training. The Bengals' training program was aggressively steroid-free long before official sanctions against the drugs became a nationwide norm.

Wood has seen many of his athletes perform impressive feats in the weight room, but that's not his goal.

"We train very hard, but we're not training our people

to be weight lifters or power lifters," Wood says. "We always keep the perspective that we're working with these guys to be the best football players they can be."

An outstanding running back at the University of Wisconsin during his college days, Wood has worked under all seven head coaches in Bengals history. He joined the club in 1975, Paul Brown's final season as head coach, and has since coordinated strength training for Bill Johnson, Homer Rice, Forrest Gregg, Sam Wyche, Dave Shula and Bruce Coslet.

Wood's birth date is July 12, 1945. His hometown is Barrington, Ill. He has four children: John, 20; twin daughters Becky and Alyssa, 18; and Jacqueline, 15. John Wood is a freshman nose tackle at the University of Michigan.

PLAYING AND COACHING HISTORY — 1964-

66: Played running back at Wisconsin. **1975-99:** Strength and conditioning coach, Bengals.

SECTION 2



PLAYERS

BENGALS VETERAN ROSTER

(As of July 9, 1999)

NO	NAME	POS	HT	WT	BORN	EXP	COLLEGE	HOMETOWN	HOW ACQ
33	*AMBROSE, ASHLEY	CB	5-10	185	9-17-70	8	Mississippi Valley St.	New Orleans, La.	UFA(Ind)96
71	ANDERSON, Willie	T	6-5	340	7-11-75	4	Auburn	Whistler, Ala.	D196
90	BANKSTON, Michael	DE	6-5	285	3-12-70	8	Sam Houston State	Elm Grove, Texas	UFA(Ariz)98
89	BATTAGLIA, Marco	TE	6-3	252	1-25-73	4	Rutgers	Queens, N.Y.	D296
40	BELL, Myron	SS	5-11	203	9-15-71	6	Michigan State	Toledo, Ohio	UFA(Pitt)98
66	BLACKMAN, Ken	G	6-6	320	11-8-72	4	Illinois	Abilene, Texas	D396
37	BLACKMON, Roosevelt	CB	6-1	185	9-10-74	2	Morris Brown	Belle Glade, Fla.	W(GB)98
8	BLAKE, Jeff	QB	6-0	210	12-4-70	8	East Carolina	Sanford, Fla.	W(NYJ)94
19	BOYD, Tommie	WR	6-0	195	12-21-71	3	Toledo	Lansing, Mich.	FA99
74	BRAHAM, Rich	C-G	6-4	305	11-6-70	6	West Virginia	Morgantown, W.Va.	W(Ariz)94
88	BUSH, Steve	TE-FB	6-3	258	7-4-74	3	Arizona State	Paradise Valley, Ariz.	CFA97
32	CARTER, Ki-Jana	HB	5-10	222	9-12-73	5	Penn State	Westerville, Ohio	D195
92	COPELAND, John	DE	6-3	280	9-20-70	7	Alabama	Lanett, Ala.	D193
6	COSTELLO, Brad	P	6-1	230	12-12-74	1	Boston University	Moorestown, N.J.	FA98
98	CURTIS, Canute	LB	6-2	256	8-4-74	3	West Virginia	Amityville, N.Y.	FA98
73	DeMARCO, Brian	G	6-7	323	4-9-72	5	Michigan State	Lorain, Ohio	UFA(Jax)99
28	DILLON, Corey	HB	6-1	225	10-24-75	3	Washington	Seattle, Wash.	D297
76	DOUGHTY, Mike	T	6-7	315	2-18-75	1	Notre Dame	Lakeville, Minn.	FA98
95	FOLEY, Steve	LB	6-3	260	9-9-75	2	Northeast Louisiana	Little Rock, Ark.	D3a98
50	FRANCIS, James	LB	6-5	257	8-4-68	10	Baylor	Houston, Texas	D190
99	GIBSON, Oliver	NT	6-2	290	3-15-72	5	Notre Dame	Chicago, Ill.	UFA(Pitt)99
63	GOFF, Mike	G	6-5	316	1-6-76	2	Iowa	Peru, Ill.	D3b98
91	GRANVILLE, Billy	LB	6-3	252	3-11-74	3	Duke	Trenton, N.J.	CFA97
46	GROCE, Cliff	FB	5-11	245	7-30-72	3	Texas A&M	College Station, Texas	W(NE)98
62	GUTIERREZ, Brock	G-C	6-3	304	9-25-73	3	Central Michigan	Charlotte, Mich.	FA98
27	HAWKINS, Artrell	CB	5-10	190	11-24-75	2	Cincinnati	Johnstown, Pa.	D298
22	HEATH, Rodney	CB	5-10	170	10-29-74	1	Minnesota	Cincinnati, Ohio	FA99
85	HUNDON, James	WR	6-1	173	4-9-71	3	Portland State	Daly City, Calif.	FA96
80	JACKSON, Willie	WR	6-1	212	8-16-71	6	Florida	Gainesville, Fla.	FA98
60	JONES, Rod	T	6-4	325	1-11-74	4	Kansas	Detroit, Mich.	D796
15	KRESSER, Eric	QB	6-2	223	2-6-73	1	Marshall	Palm Beach Gardens, Fla.	FA98
94	LANGFORD, Jevon	DE	6-3	290	2-16-74	4	Oklahoma State	Washington, D.C.	D496
34	MACK, Tremain	CB-FS	6-0	193	11-21-74	3	Miami (Fla.)	Tyler, Texas	D497
24	MATHIAS, Ric	CB	5-10	180	12-10-75	2	Wisconsin-LaCrosse	Monroe, Wis.	FA98
82	McGEE, Tony	TE	6-3	250	4-21-71	7	Michigan	Terre Haute, Ind.	D293
44	MILNE, Brian	FB	6-3	254	1-7-73	4	Penn State	Waterford, Pa.	W(Ind)96
29	MOORE, Kelvin	FS	6-0	203	3-7-75	1	Morgan State	Los Angeles, Calif.	FA98
31	MYERS, Greg	FS	6-1	202	9-30-72	4	Colorado State	Windsor, Colo.	D596
72	ODWYER, Malt	G	6-5	300	9-1-72	5	Northwestern	Lincolnshire, Ill.	UFA(NYJ)99
64	PAYNE, Rod	C	6-4	305	6-14-74	3	Michigan	Miami, Fla.	D397
9	PELFREY, Doug	K	5-11	185	9-25-70	7	Kentucky	Edgewood, Ky.	D893
81	**PICKENS, Carl	WR	6-2	206	3-23-70	8	Tennessee	Murphy, N.C.	D292
97	PURVIS, Andre	DE	6-4	310	7-14-73	3	North Carolina	Jacksonville, N.C.	D597
20	RANDOLPH, Thomas	CB	5-9	185	10-5-70	6	Kansas State	Norfolk, Va.	UFA(NYG)98
57	ROSS, Adrian	LB	6-2	244	2-19-75	2	Colorado State	Elk Grove, Calif.	CFA98
77	SARGENT, Kevin	T	6-6	300	3-31-69	8	Eastern Washington	Bremerton, Wash.	CFA92
23	SAWYER, Corey	CB	5-11	177	10-4-71	6	Florida State	Key West, Fla.	D494
5	SCHOREJS, Derek	K	5-11	210	5-14-73	1	Bowling Green	Westerville, Ohio	FA99
86	SCOTT, Darnay	WR	6-1	205	7-7-72	6	San Diego State	St. Louis, Mo.	D294
68	SHAW, Scott	G	6-3	303	6-2-74	2	Michigan State	Sterling Heights, Mich.	FA98
56	SIMMONS, Brian	LB	6-3	233	6-21-75	2	North Carolina	New Bern, N.C.	D1b98
51	SPIKES, Takeo	LB	6-2	230	12-17-76	2	Auburn	Sandersville, Ga.	D1a98
52	SPROTTE, Jimmy	LB	6-3	235	10-2-74	2	Arizona	Lakeside, Ariz.	FA98
70	STEELE, Glen	DE	6-4	295	10-4-74	2	Michigan	Ligonier, Ind.	D498
45	SUALUA, Nicky	FB	5-11	257	4-16-75	3	Ohio State	Santa Ana, Calif.	W(Dall)99
58	TERRY, Tim	LB	6-3	248	7-26-74	2	Temple	Hempstead, N.Y.	FA98
59	TRUITT, Greg	LS	6-0	235	12-8-65	6	Penn State	Sarasota, Fla.	FA94
53	TUMULTY, Tom	LB	6-3	247	2-11-73	4	Pittsburgh	Pittsburgh, Pa.	D696
83	VAUGHN, Damian	TE	6-4	252	6-14-75	1	Miami (Ohio)	Orville, Ohio	FA98
67	von OELHOFFEN, Kimo	NT	6-4	305	1-30-71	6	Boise State	Kaunakakai, Hawaii	D6a94
87	WILLIAMS, Stepfret	WR	6-0	170	6-14-73	4	Northeast Louisiana	Minden, La.	W(Dall)98
55	WILSON, Reinard	LB	6-2	261	12-17-73	3	Florida State	Lake City, Fla.	D197
42	WRIGHT, Lawrence	SS	6-1	211	9-6-73	2	Florida	Miami, Fla.	FA98

RESERVE/NON-FOOTBALL INJURY

NO	NAME	POS	HT	WT	BORN	EXP	COLLEGE	INJURY	DATE PLACED
36	BENNETT, Brandon	HB	5-11	220	2-3-73	2	South Carolina	Left knee (ACL)	6-14-99

*Unrestricted free agent; unsigned as of July 5, 1999. **Designated Franchise Player; unsigned as of July 5, 1999.

CFA - College Free Agent; D - Draft; FA - Veteran Free Agent (Released); T - Trade; UFA - Unrestricted Free Agent; W - Waivers

BENGALS ROOKIE ROSTER

(As of July 9, 1999)

NO	NAME	POS	HT	WT	BORN	COLLEGE	HOMETOWN	HOW ACQ
17	AINSWORTH, Greg	WR	6-1	192	8-12-75	Oregon State	Duarte, Calif.	CFA'99
38	BASNIGHT, Michael	HB	6-1	230	9-3-77	North Carolina A&T	Norfolk, Va.	CFA'99
96	BROOMFIELD, Donald	DE	6-3	295	6-10-76	Clemson	Olustee, Fla.	D7c'99
61	COATS, Tony	G	6-6	305	10-5-75	Washington	Port Orchard, Wash.	D7a'99
4	COVINGTON, Scott	QB	6-2	217	1-17-76	Miami (Fla.)	Laguna Niguel, Calif.	D7b'99
69	DOW, Marcus	NT	6-0	295	1-16-76	North Carolina	Thomasville, N.C.	CFA'99
25	FISHER, Charles	CB	6-0	185	2-2-76	West Virginia	Aliquippa, Pa.	D2'99
93	GREGG, Kelly	NT	6-0	285	11-1-76	Oklahoma	Edmond, Okla.	D6'99
26	HALL, Cory	S	6-0	205	12-5-76	Fresno State	Bakersfield, Calif.	D3'99
16	JACKSON, Quincy	WR	6-0	187	4-2-77	Alabama	Brundidge, Ala.	CFA'99
65	KRAUSE, Greg	G-LS	6-3	285	4-4-76	New Hampshire	Bedford, N.H.	CFA'99
21	MOORE, Phillip	HB	5-11	187	9-28-75	North Dakota	Grand Forks, N.D.	CFA'99
75	MURPHY, Rob	G	6-5	300	1-18-77	Ohio State	Cincinnati, Ohio	CFA'99
12	MURPHY, Terry	WR	6-0	180	8-25-75	Pittsburgh	Los Angeles, Calif.	CFA'99
10	NOISY, Geoff	WR	6-0	195	1-31-76	Nevada-Reno	Irvine, Calif.	CFA'99
35	PARKS, Marcus	CB	5-10	185	7-27-76	Sam Houston State	Corsicana, Texas	CFA'99
79	PEGUES, Chad	NT	6-0	291	12-13-76	Illinois State	Gainesville, Texas	CFA'99
48	PETERSON, Ben	LB	6-3	250	3-28-77	Pittsburg State	Clay Center, Kan.	CFA'99
11	SMITH, Akili	QB	6-3	220	8-21-75	Oregon	San Diego, Calif.	D1'99
78	UHL, Brian	C	6-3	296	12-31-75	Cincinnati	Cincinnati, Ohio	CFA'99
30	WILLIAMS, Nick	FB	6-1	267	3-30-77	Miami (Fla.)	Farmington Hills, Mich.	D5'99
84	YEAST, Craig	WR	5-7	160	11-20-76	Kentucky	Harrodsburg, Ky.	D4'99

CFA — College Free Agent; D — Draft

PLAYERS

BENGALS NUMERICAL ROSTER

(As of July 9, 1999)

4	Scott Covington	QB	38	Michael Basnight	HB	74	Rich Braham	C-G
5	Derek Schorejs	K	40	Myron Bell	SS	75	Rob Murphy	G
6	Brad Costello	P	42	Lawrence Wright	SS	76	Mike Doughty	T
8	Jeff Blake	QB	44	Brian Milne	FB	77	Kevin Sargent	T
9	Doug Pelfrey	K	45	Nicky Sualua	FB	78	Brian Uhl	C
10	Geoff Noisy	WR	46	Clif Groce	FB	79	Chad Pegues	NT
11	Akili Smith	QB	48	Ben Peterson	LB	80	Willie Jackson	WR
12	Terry Murphy	WR	50	James Francis	LB	81**	Carl Pickens	WR
15	Eric Kresser	QB	51	Takeo Spikes	LB	82	Tony McGee	TE
16	Quincy Jackson	WR	52	Jimmy Sprotte	LB	83	Damian Vaughn	TE
17	Greg Ainsworth	WR	53	Tom Tumulty	LB	84	Craig Yeast	WR
19	Tommie Boyd	WR	55	Reinard Wilson	LB	85	James Hundon	WR
20	Thomas Randolph	CB	56	Brian Simmons	LB	86	Darnay Scott	WR
21	Phillip Moore	HB	57	Adrian Ross	LB	87	Stephret Williams	WR
22	Rodney Heath	CB	58	Tim Terry	LB	88	Steve Bush	TE-FB
23	Corey Sawyer	CB	59	Greg Truitt	LS	89	Marco Battaglia	TE
24	Ric Mathias	CB	60	Rod Jones	T	90	Michael Bankston	DE
25	Charles Fisher	CB	61	Tony Coats	G	91	Billy Granville	LB
26	Cory Hall	S	62	Brock Gutierrez	G-C	92	John Copeland	DE
27	Artrell Hawkins	CB	63	Mike Goff	G	93	Kelly Gregg	NT
28	Corey Dillon	HB	64	Rod Payne	C	94	Jevon Langford	DE
29	Kelvin Moore	FS	65	Greg Krause	G-LS	95	Steve Foley	LB
30	Nick Williams	FB	66	Ken Blackman	G	96	Donald Broomfield	DE
31	Greg Myers	FS	67	Kimo von Oelhoffen	NT	97	Andre Purvis	DE
32	Ki-Jana Carter	G	68	Scott Shaw	G	98	Canute Curtis	LB
33*	Ashley Ambrose	CB	69	Marcus Dow	NT	99	Oliver Gibson	NT
34	Tremain Mack	CB-FS	70	Glen Steele	DE			
35	Marcus Parks	CB	71	Willie Anderson	T			
36	Brandon Bennett	HB	72	Matt O'Dwyer	G			
37	Roosevelt Blackmon	CB	73	Brian DeMarco	G			

*Unrestricted free agent; unsigned as of July 5, 1999. **Designated Franchise Player; unsigned as of July 5, 1999.

BENGALS DEPTH CHART

(As of July 9, 1999)

OFFENSE

WR	80 - Willie Jackson	87 - Stepfret Williams	19 - Tommie Boyd 16 - <u>Quincy Jackson</u> 10 - <u>Geoff Noisy</u> 81 - Carl Pickens**
LT	77 - Kevin Sargent	60 - Rod Jones	
LG	72 - Matt O'Dwyer	63 - Mike Golf	68 - Scott Shaw 75 - <u>Rob Murphy</u> 62 - Brock Gutierrez 78 - <u>Brian Uhl</u> 61 - <u>Tony Coals</u> 65 - <u>Greg Krause</u>
C	74 - Rich Braham	64 - Rod Payne	
RG	73 - Brian DeMarco	66 - Ken Blackman	
RT	71 - Willie Anderson	76 - <u>Mike Doughty</u>	
TE	82 - Tony McGee	89 - Marco Battaglia	88 - Steve Bush 83 - <u>Damian Vaughn</u> 84 - <u>Craig Yeast</u> 12 - <u>Terry Murphy</u> 17 - <u>Greg Ainsworth</u> 15 - <u>Eric Kresser</u> 4 - <u>Scott Covington</u> 38 - <u>Michael Basnight</u> 21 - <u>Phillip Moore</u> 30 - <u>Nick Williams</u> 46 - Cliff Groce 88 - Steve Bush
WR	86 - Darnay Scott	85 - James Hundon	
QB	8 - Jeff Blake	11 - <u>Akili Smith</u>	
HB	28 - Corey Dillon	32 - Ki-Jana Carter	
FB	44 - Brian Milne	45 - Nicky Sualua	

DEFENSE

LE	92 - John Copeland	70 - Glen Steele	97 - Andre Purvis
NT	99 - Oliver Gibson	67 - Kimo von Oelhoffen	93 - <u>Kelly Gregg</u> 79 - <u>Chad Pegues</u> 69 - <u>Marcus Dow</u> 96 - <u>Donald Broomfield</u> 98 - Canute Curtis 52 - Jimmy Sprotte 48 - <u>Ben Peterson</u>
RE	90 - Michael Bankston	94 - Jevon Langford	
LOLB	95 - Steve Foley	50 - James Francis	
LILB	56 - Brian Simmons	53 - Tom Tumulty	
RILB	51 - Takeo Spikes	91 - Billy Granville	
ROLB	55 - Reinard Wilson	57 - Adrian Ross	
LCB	23 - Corey Sawyer	25 - <u>Charles Fisher</u>	58 - Tim Terry 24 - Ric Mathias 35 - <u>Marcus Parks</u> 33 - Ashley Ambrose* 37 - Roosevelt Blackmon 34 - Tremain Mack 22 - <u>Rodney Heath</u> 42 - Lawrence Wright
RCB	27 - Artrell Hawkins	20 - Thomas Randolph	
SS	40 - Myron Bell	29 - <u>Kelvin Moore</u>	
FS	31 - Greg Myers	26 - <u>Cory Hall</u>	

SPECIALTY

P	6 - <u>Brad Costello</u>	9 - Doug Pelfrey	5 - <u>Derek Schorejs</u>
K	9 - Doug Pelfrey	5 - <u>Derek Schorejs</u>	
H	6 - <u>Brad Costello</u>	31 - Greg Myers	
KO	6 - <u>Brad Costello</u>	9 - Doug Pelfrey	
KR	34 - Tremain Mack	87 - Stepfret Williams	5 - <u>Derek Schorejs</u> 11 - <u>Akili Smith</u> 5 - <u>Derek Schorejs</u> 80 - Willie Jackson 84 - <u>Craig Yeast</u> 16 - <u>Quincy Jackson</u> 88 - Steve Bush 88 - Steve Bush
PR	87 - Stepfret Williams	84 - <u>Craig Yeast</u>	
KC	59 - Greg Truitt	65 - <u>Greg Krause</u>	
PC	59 - Greg Truitt	65 - <u>Greg Krause</u>	

Rookies & first-year players underlined

*Unrestricted free agent; unsigned as of July 5, 1999. **Designated Franchise Player; unsigned as of July 5, 1999.

VETERAN PLAYER BIOGRAPHIES

CB



ASHLEY AMBROSE

Ht: 5-10 **Wt:** 185

College: Mississippi Valley State

8th year in NFL

1998 Games-Starts: 15-15; **Career Games-Starts:** 103-59
Contract status as of 7-5-99: Unsigned; unrestricted free agent
Acquired: UFA (Ind.) '96
Born: 9-17-70

33

1999 STATUS: Ambrose became an unrestricted free agent after the 1998 season. He had not signed a new NFL contract as of 7-9-99, print date for this publication.

Started at LCB for the third straight Bengals season in '98 ... Ran his string of consecutive Cincinnati starts to 42 before a knee sprain sidelined him for one game ... Had 2 interceptions, and ranked second on team with 15 passes defended ... His 13 interceptions over the last three seasons are the team's most during that span.

1998 PARTICIPATION: Started Games 1-10 and 12-16 at LCB ... Suffered left knee sprain in Game 10, Nov. 15 at Minnesota, and placed on inactive list for Game 11, vs. Baltimore ... Played 913 snaps (of 1037 total), second-most on defense behind LB Takeo Spikes ... Has started 47 of his 48 games in three Bengals seasons.

1998 HIGHLIGHTS: Made a key play in victory Sept. 13 at Detroit, with diving interception of Scott Mitchell pass at Lions 31 with 0:35 remaining, ending Lions' last chance for a win in regulation time ... Also at Detroit, had 2 passes defended, and his 4 solo tackles included one for 4-yard loss on Barry Sanders ... 2 passes defended Sept. 20 vs. Green Bay ... Had 3 tackles (2 solo) in victory Oct. 11 vs. Pittsburgh, and his 3 passes defended included a blitz on which he batted down a Kordell Stewart pass on a third-and-seven play from Bengals' 22-yard line in fourth quarter, forcing Steelers to settle for field goal ... Had 5 solo tackles Nov. 1 vs. Denver, and forced a Broncos punt in third quarter by batting down John Elway pass on a blitz ... Had season-high 7 tackles (all solo) Dec. 6 vs. Buffalo, tying for team high ... Had 6 tackles (5 solo) in victory Dec. 20 at Pittsburgh, leading team in solos ... Intercepted Trent Dilfer pass in end zone to halt Bucs scoring threat in second quarter Dec. 27 vs. Tampa Bay.

PREVIOUS SEASONS — 1992: Drafted by Indianapolis in 2nd round (29th overall) ... Signed Aug. 11 ... Opened NFL career as a starter in Sept. 6 victory vs. Cleveland ... Also started Sept. 13 at Houston, but suffered fractured right ankle in that game ... Returned in reserve role Nov. 1 at San Diego, after missing five games ... Finished season with 8 tackles and 4 passes defended. **1993:** Saw action in 14 games for Colts, and started Games 4 and 6-10 ... Had career-high 44 tackles and 5 passes defended for the season, and had career-best game in tackles with 10 (9 solo) on Nov. 7 at Wash-

ington. **1994:** Played all 16 games for first time in career ... Started Games 1-3 at LCB and Game 8 at RCB ... Tied for second on Colts with 14 passes defended for the season ... Career-long 42-yard INT return Dec. 4 at Seattle ... Credited with 4 passes defended in 10-6 victory vs. Miami on Dec. 18, including break-ups on Dolphins' final two plays of game from Indy two-yard line.

1995: Came on strong in late season ... Intercepted 2 passes for 12 yards in Game 16 as Colts shut down New England 10-7 to clinch playoff berth ... Started all three Indy playoff games, and had 1 INT for 2 yards in playoff victory 1-7-96 at Kansas City ... Totaled 3 INT in regular season, tying Eugene Daniel for team lead ... First interception of season came in 21-18 victory vs. Rams on Oct. 1; also had forced fumble in that game ... Had 13 tackles and 8 passes defended in playoffs ... **1996:** Signed with Bengals Feb. 26 as unrestricted free agent ... First Bengal since Anthony Munoz in 1990 to make the *Associated Press* All-Pro team ... Also named an AFC starter for Pro Bowl, and had Pro Bowl-record 54-yard interception return for TD against Carolina's Kerry Collins to help spark AFC's comeback victory ... Named AFC Defensive Back of the Year by fellow players on NFL Players Association ballot (Mackey Award) ... Had most interceptions by a Cincinnati player since David Fulcher recorded 8 in 1989 ... Finished second on team in passes defended (20), one behind CB Jimmy Spencer ... Made presence felt immediately, starting in season opener at St. Louis with an interception, a forced fumble, 4 passes defended and 2 tackles (1 solo) ... In Game 2, Sept. 8 at San Diego, had 2 interceptions and 5 tackles (4 solo) ... Stopped Steeler scoring drive Oct. 13 at Pittsburgh with end-zone interception just before halftime ... Set up game's first TD Oct. 20 at San Francisco with first-quarter interception at 49ers 29-yard line ... Helped key Bengals' comeback win Nov. 3 at Baltimore with end-zone interception in fourth quarter Had an interception, 7 solo tackles and 3 passes defended in Nov. 10 victory vs. Pittsburgh ... Scored TD on 31-yard interception return Nov. 17 at Buffalo, cutting in front of WR Quinn Early on a sideline pattern ... Started every game, and led the team in total snaps played with 1229 ... Played 182 special teams snaps, most special teams snaps of any regular starter. **1997:** Only Bengals DB to start every game ... His 1079 scrimmage snaps led the team by 75 over second-place James Francis ... Former Colt sparked team's defensive effort in 28-13 win on Nov. 9 at Indianapolis, intercepting 2 Kelly Holcomb passes with 2 passes defended and a 10-yard sack; first INT

PLAYERS

(Ashley Ambrose — cont'd)

stopped Colts drive at Bengals 4 in second quarter, and Ambrose returned 29 yards, preserving scoreless tie; second INT stopped Colts at Bengals 16 in third quarter, and Ambrose returned 27 yards, preserving 14-0 lead; 10-yard sack on Holcomb forced punt in first quarter ... Indy performance earned him coaches' defensive Game Ball ... Had 2 takeaways in second quarter Sept. 7 at Baltimore, recovering Earnest Byner fumble at Bengals 42 to set up drive for game's first TD, and intercepting Vinny Testaverde pass at Bengals 45 to set up field goal ... Recovered Ricky Watters fumble at Eagles 35 on Nov. 30 at Philadelphia, setting up TD drive for 14-7 lead ... Team-leading total of 26 passes defended was twice as many as second-place Corey Sawyer ... Had major test Dec. 14 vs. Dallas, matched on WR Michael Irvin for most of game, and finished with 6 passes defended, a team season-high for one game ... Awarded special-effort Game Ball by coach-

ing staff for returning to finish Dallas game after suffering fractured left thumb in third quarter ... Credited with 4 passes defended on Dec. 21 vs. Baltimore ... Led team with 8 solos Oct. 12 at Tennessee ... Led DBs with 8 solos Sept. 28 vs. Jets, and also had 2 passes defended.

COLLEGE: Four-year letterman at Mississippi Valley State, with 17 INT for 300 yards, 40 passes defended and 110 tackles ... Had 7 kick returns for TDs (4 on punts, 3 on kickoffs), tying NCAA Division I-AA record ... His 3 punt returns for TDs as a senior led nation.

PERSONAL: Hometown is New Orleans, where he attended Alcee Fortier HS ... Lettered in track and football ... Married (wife Monica) ... Off-season residence is Houston, Texas ... Hobbies include video games, golf and traveling ... Holds bachelor's degree in industrial technology from MVSU ... Full name is Ashley Avery Ambrose.

ASHLEY AMBROSE'S STATISTICS

YEAR	TEAM	G-S	Defense							Interceptions					Scoring				
			TKL	AST	TOT	SKS-YDS	PD	FF	FR-YDS	NO	YDS	AVG	LG	TD	TD	Int	FR	S	PTS
1992	Indianapolis	10-2	6	2	8	0-0	4	0	0-0	0	0	—	—	0	0	0	0	0	0
1993	Indianapolis	14-6	36	8	44	0-0	5	0	0-0	0	0	—	—	0	0	0	0	0	0
1994	Indianapolis	16-4	23	6	29	0-0	14	0	0-0	2	50	25.0	42	0	0	0	0	0	0
1995	Indianapolis	16-0	9	9	18	0-0	9	1	0-0	3	12	4.0	7	0	0	0	0	0	0
1996	Cincinnati	16-16	46	11	57	0-0	20	1	0-0	8	63	7.9	31	1	1	1	0	0	6
1997	Cincinnati	16-16	57	2	59	1-10	26	0	2-0	3	56	18.7	29	0	0	0	0	0	0
1998	Cincinnati	15-15	36	4	40	0-0	15	0	0-0	2	0	0.0	0	0	0	0	0	0	0
Ind. Totals		56-12	74	25	99	0-0	32	1	0-0	5	62	12.4	42	0	0	0	0	0	0
Cin. Totals		47-47	139	17	156	1-10	61	1	2-0	13	119	9.2	41	1	1	1	0	0	6
CAREER		103-59	213	42	255	1-10	93	2	2-0	18	181	10.1	42	1	1	1	0	0	6

YEAR	TEAM	Special Teams								Kickoff Returns					Punt Returns					
		TKL	AST	TOT	FF	FR-YDS	BP	BFG	BXP	NO	YDS	AVG	LG	TD	NO	FC	YDS	AVG	LG	TD
1992	Indianapolis	1	1	2	0	0-0	0	0	0	8	126	15.8	26	0	—	—	—	—	—	—
1993	Indianapolis	0	1	1	0	0-0	0	0	0	0	0	—	—	0	—	—	—	—	—	—
1994	Indianapolis	1	2	3	0	1-0	0	0	0	0	0	—	—	0	—	—	—	—	—	—
1995	Indianapolis	1	1	2	0	0-0	0	0	0	0	0	—	—	0	—	—	—	—	—	—
1996	Cincinnati	7	1	8	0	0-0	0	0	0	0	0	—	—	0	—	—	—	—	—	—
Ind. Totals		3	5	8	0	1-0	0	0	0	8	126	15.8	26	0	—	—	—	—	—	—
Cin. Totals		7	1	8	0	0-0	0	0	0	0	0	—	—	0	—	—	—	—	—	—
CAREER		10	6	16	0	1-0	0	0	0	8	126	15.8	26	0	—	—	—	—	—	—

— AMBROSE'S 1998 GAME-BY-GAME DEFENSIVE STATISTICS —

OPPONENT	TKL	AST	TOT	SKS-YDS	INT-YDS	PD	FF	FR-YDS
TENNESSEE	1	0	1	0-0	0-0	1	0	0-0
at Detroit	4	0	4	0-0	1-0	2	0	0-0
GREEN BAY	0	1	1	0-0	0-0	2	0	0-0
at Baltimore	1	0	1	0-0	0-0	0	0	0-0
—BYE—								
PITTSBURGH	2	1	3	0-0	0-0	3	0	0-0
at Tennessee	3	0	3	0-0	0-0	1	0	0-0
at Oakland	2	0	2	0-0	0-0	1	0	0-0
DENVER	5	0	5	0-0	0-0	1	0	0-0
at Jacksonville	2	0	2	0-0	0-0	0	0	0-0
at Minnesota	2	0	2	0-0	0-0	0	0	0-0
BALTIMORE				INACTIVE				
JACKSONVILLE	1	0	1	0-0	0-0	0	0	0-0
BUFFALO	7	0	7	0-0	0-0	1	0	0-0
at Indianapolis	0	1	1	0-0	0-0	0	0	0-0
at Pittsburgh	5	1	6	0-0	0-0	0	0	0-0
TAMPA BAY	1	0	1	0-0	1-0	3	0	0-0
TOTALS	36	4	40	0-0	2-0	15	0	0-0

POSTSEASON

YEAR TEAM	G-S	TKL	AST	TOT	Defense				FR-YDS	Interceptions					Scoring				
					SKS-YDS	PD	FF			NO	YDS	AVG	LG	TD	TD	IntRI	FRRI	S	PTS
1995 Indianapolis	3-3	8	5	13	0-0	8	0	0-0		1	2	2.0	2	0	—	—	—	—	—
CAREER	3-3	8	5	13	0-0	8	0	0-0		1	2	2.0	2	0	—	—	—	—	—



WILLIE ANDERSON

Ht: 6-5 Wt: 340

College: Auburn

4th year in NFL

1998 Games-Starts: 16-16; Career Games-Starts: 48-42

Contract status as of 7-5-99: In fourth season of a five-year deal

Acquired: D1 '96 (10th overall)

Born: 7-11-75

71

PLAYERS

Bengals' top pick from '96 draft has proven worthy of his No. 10 overall selection with dominating play at RT ... Takes a streak of 42 straight starts into '99 season, and has only just celebrated 24th birthday as training camp begins ... Played every offensive snap last season; only Bengal not to miss a snap with his unit ... Major force behind RB Corey Dillon's 1130-yard output ... Led the line in coaches' compilation of "pancake" blocks (14).

COACH PAUL ALEXANDER SAYS: "Willie has established himself as one of the best right tackles in the league. He has been a fixture in our offense the last three seasons, staying basically injury-free and being ready to go every time the whistle blows on Sunday."

1998 HIGHLIGHTS: Played every game for the third of his three seasons ... Had a top performance Sept. 20 vs. Green Bay, battling Reggie White, as the Packer All-Pro was held to 2 tackles (1 solo) and no sacks ... Anderson's 14 pancakes led the team by 4 over second-place Anthony Brown (10) ... Had 5 pancakes, single-game Bengals high for '98, on Nov. 15 at Minnesota ... Had 3 pancakes in Sept. 6 opener vs. Tennessee ... Had 2 pancakes Dec. 13 at Indianapolis ... Graded "excellent" (90% or better) in four games — Oct. 18 at Tennessee, Oct. 25 at Oakland, Nov. 15 at Minnesota and Nov. 29 vs. Jacksonville ... One of 11 Bengals to start every game.

PREVIOUS SEASONS — 1996: Named to NFL All-Rookie teams by *Football News* and by *College & Pro Football Newsweekly* ... Led the team in coaches ratings with 24 "pancake" blocks, though he played only the fifth-most snaps among offensive linemen ... Credited by coaches with 4 pancakes and overall dominant run blocking in first NFL start, Oct. 20 at San Francisco ... Had 4 pancakes Nov. 3 at Baltimore; cited by coaches for improved pass protection, and threw key block on Ki-Jana Carter 1-yard TD run that began biggest road comeback in Bengals history (from 21-3 deficit to 24-21 win) ... Buried Pittsburgh safety Randy Fuller in open field to key Eric Bienenmy's 33-yard TD run Nov. 10 vs. Pittsburgh, longest run of Bengals' season ... Had 4 pancakes Dec. 8 vs. Baltimore and second straight game without a missed assignment ... Had 2 pancakes Dec. 22 vs. Indianapolis before knee bruise forced him out of game ... Played 70

snaps on special teams, second-most among offensive linemen ... Missed first three weeks of training camp, signing Aug. 5 ... Played in Aug. 10 preseason game at Arizona, but suffered right knee and ankle sprain and missed final two preseason games ... Played in reserve role in Games 1-6 of regular season and started Games 7-16 ... Played 619 of a possible 622 offensive snaps in Games 7-15, but missed second half of Game 16 with knee bruise.

1997: Started every game at RT, though he was switched back to LT for portions of Games 1-2 when offense had pass-protection problems on left side ... Played every game for second straight season ... Ranked third on offense with 950 scrimmage snaps (95% of total) ... Earned offensive Game Ball from coaches for his performance Dec. 14 vs. Dallas, when Bengals rushed for 157 yards, passed for 262 and allowed only 1 sack ... Only offensive lineman to be awarded an individual Game Ball in '97 ... Shared offensive Game Ball with other members of offensive line for aiding Corey Dillon's 246-yard rushing effort Dec. 4 vs. Tennessee ... Threw crushing block on an Oilers LB to spring Dillon for 31-yard TD run vs. Tennessee ... Flagged for only 1 penalty all season ... Ranked second on line to Rich Braham with 32 "pancake" blocks for season ... Graded "excellent" (90% or better) by coaches in six games — Sept. 21 at Denver, Sept. 28 vs. N.Y. Jets, Nov. 2 vs. San Diego, Nov. 9 at Indianapolis, Nov. 23 vs. Jacksonville and Dec. 14 vs. Dallas ... Led regular OL starters in special teams snaps (57) ... One of only seven Bengals to start every game.

COACH KEN ANDERSON SAYS: "Willie started off as a good player and continues to get better. He's learning what it takes to be a complete pro, involving things other than just what goes on Sunday afternoon. He's a player we count on to dominate his man and give us the edge at the line of scrimmage."

COLLEGE: Helped lead Auburn to 20-1-1 record in 1994 and '95 and to first 5000-yard offensive season in school history (5049 in '95) ... Entered draft after junior season ... Marked himself as a top prospect with an outstanding sophomore season performance against Florida star DE Kevin Carter, who was No. 6 overall pick in the following spring's draft ... Second-team All-American selection by *Associated Press* as a junior, when he was cred-

(Willie Anderson — cont'd)

ited with 76 knockdown blocks ... Cited for only 20 missed assignments in 1356 snaps over final two seasons ... Started as true freshman in 1993.

PERSONAL: Hometown is Whistler, Ala. ... Played at Vigor HS in Mobile, Ala., where he was an All-America first-team selection by *Parade Magazine* and *USA Today*

DE



MICHAEL BANKSTON

Ht: 6-5 **Wt:** 285

College: Sam Houston State

8th year in NFL

1998 Games-Starts: 16-16; **Career Games-Starts:** 112-98

Contract status as of 7-5-99: In second season of a three-year deal

Acquired: UFA (Ariz.) '98

Born: 3-12-70

90

Workhorse DE returns for second Bengals season after making key contributions in '98 as an unrestricted free agent signee from Arizona ... Started 16 games for fifth straight year, and led his defensive line in tackles (70) for fifth time in last seven seasons ... His 4.5 sacks were second-most of his career and third-most on the team ... Has started in 88 consecutive NFL games, longest streak among Bengals ... Has not missed a game in seven NFL seasons (112 games), also longest streak among Bengals.

COACH DICK LeBEAU SAYS: "Michael was recovering from knee problems in the first half of last season, and once he battled through that, he was very productive, a very evident force in the game. I'm looking forward to seeing him start this season where he was at the mid-point of last year, and then building from there. He's a high-motor guy, very intense on every down, and very agile."

1998 PARTICIPATION: Signed with Cincinnati on Feb. 13; signing became official Feb. 26 when Arizona elected not to exercise right of first refusal from Bankston's former contract ... Started every game at RE for Bengals, though he was bothered in early season by knee soreness that had caused him to miss final two preseason games ... Led the defensive line in snaps played with 815 (78.6% of defensive total) ... His streak of 88 straight NFL starts is one better among Bengals than TE Tony McGee's 87.

1998 HIGHLIGHTS: Bankston's 70 tackles led the defensive line by 25 over second-place Kimo von Oelhoffen (45), and Bankston's 49 solos led line by 13 over von Oelhoffen (36) ... Bankston ranked tied for fourth on team in tackles and sixth on team in solos ... Led the line in tackles nine times, including one game, victory Oct. 11 vs. Pittsburgh, when he led the team ... Tied for the line tackling lead in two other games ... Had low tackling numbers in the first three games as he worked through knee soreness from preseason, but began to hit stride Sept. 27 at Baltimore when he tied for line lead with 4 tackles (3 solo) ... Also at Baltimore, recovered Eric Zeier fumble at Ravens 39, setting up Bengals TD drive ... Led team with 8 tackles (all solo) Oct. 11 vs. Pittsburgh ... Made a key play vs. Pittsburgh when he stopped RB Richard Huntley for one

... Marketing education major at Auburn ... Wears biggest shoe size (19-EEE) in Bengals history ... Full name is Willie Aaron Anderson.

WILLIE ANDERSON'S STATISTICS

GAMES-STARTS (48-42): **1996** (16-10), **1997** (16-16), **1998** (16-16).

yard on fourth-and-two play from Bengals 40 in third quarter. Bengals took over and drove 60 yards for TD and an 18-17 lead ... Also vs. Pittsburgh, sacked Kordell Stewart for 7-yard loss in fourth quarter, forcing punt ... Had 6 tackles (5 solo) on Nov. 1 vs. Denver, starting a streak of seven straight weeks leading the line in tackles ... Took over line tackling lead for the season from Kimo von Oelhoffen in Denver game ... Also vs. Denver, sacked John Elway for 5 yards on third-down play in second quarter, forcing punt ... Led line with a season-high 9 tackles (7 solo) Nov. 22 vs. Baltimore, and also had 1-yard sack on Jim Harbaugh in second quarter ... Led line with 6 tackles (5 solo) Nov. 29 vs. Jacksonville, and teamed with LB Reinard Wilson for 1-yard sack on Mark Brunell ... Sacked Trent Diller for 6 yards on third-down play in second quarter Dec. 27 vs. Tampa Bay, forcing punt.

BANKSTON SAYS: (On finishing as the line's leading tackler despite getting only four tackles in first three games.) "I started the year with some knee problems. It's probably unusual to get healed while the season's going with that type of injury, but that's what happened. I had a slow start, but I didn't worry a lot about what other people thought. You have to take pride in what you're doing. You should be your own harshest critic, and I was."

PREVIOUS SEASONS — 1992: Drafted by Arizona in 4th round (100th overall) ... Played every game as a rookie, with 6 starts ... Had 3 tackles, including one for loss, in first pro start Oct. 18 vs. New Orleans ... Played nose tackle as part of Cards' "Kiddie Corps" front line, which also included second-year ends Eric Swann and Mike Jones ... Had 3 tackles in first NFL start Oct. 25 at Philadelphia ... After 5 starts at nose tackle, opened at defensive end Dec. 27 vs. Tampa Bay, replacing injured Mike Jones, and posted a sack. **1993:** Started 12 games, 11 at LE and 1 at RE ... His 5 fumble recoveries led the NFL while tying Cardinals' team record ... Also had 70 tackles, 3 sacks, 16 hurries, 4 passes defended and 2 forced fumbles ... Credited with 5 hurries in Sept. 5 season opener at Philadelphia ... Earned starting role Sept. 12 at Washington, and had 3 tackles, 2 hurries and a pass-defended in 17-10 victory ... Had 2 fumble recoveries and

5 solo tackles in 36-6 win Oct. 17 vs. Washington ... Led Cardinals team with 8 tackles and added a sack Dec. 12 vs. Detroit ... In season finale Jan. 2 at Atlanta, made 3 tackles and forced a fumble deep in Cards territory to change potential 10-10 tie into 17-3 Arizona advantage; Cardinals went on to win 27-10. **1994:** Posted career-high 7 sacks to share Cardinals team lead with Eric Swann ... Had 95 tackles, leading defensive line and ranking 3rd on team ... Had 12 tackles for loss, ranking second on team to Swann (19) ... Started first two games at RT, went back to LE for Games 3-15 and returned inside for season finale ... Played every defensive snap in first 3 games ... Staged dominant performance Sept. 11 vs. N.Y. Giants, with 9 tackles, 2.5 sacks and 4 tackles for loss ... Fourth-quarter fumble recovery helped seal 17-7 victory Oct. 2 vs. Minnesota ... Led line with 10 tackles Oct. 9 at Dallas ... Had 6 tackles and a sack in overtime victory Oct. 30 vs. Pittsburgh ... Had season-high 7 solo tackles (9 overall) Nov. 13 at N.Y. Giants. **1995:** Started at three different line positions as season progressed, including Games 1-2 at LE, Games 3-6 at LT, Games 7-11 at LE, Game 12 at RT and Games 13-16 at LE ... Registered triple-figures in tackles (100) for first time in career, collecting 5 or more in 11 of 16 games ... Had season-high 13 tackles Sept. 10 vs. Philadelphia, two more tackles than the rest of the defensive line combined ... Moved to tackle after injury sidelined Eric Swann, and posted 6 tackles from LT spot in 20-17 victory Sept. 17 at Detroit ... Had 7 tackles Sept. 24 at Dallas, and forced a fumble in 4th quarter that led to Arizona TD ... Moved back to end Oct. 15 as Swann returned to lineup, and posted 3 tackles and 1 hurry in 24-20 victory vs. Washington ... Dominant in 20-14 OT victory Oct. 29 vs. Seattle, with 9 tackles, 2 tackles for loss, a sack and first career interception ... Ran 28 yards with interception vs. Seattle before fumbling, but teammate Keith McCants picked up loose ball at Seahawks' 5-yard line and took it in for TD ... Had 10 tackles Nov. 19 at Carolina. **1996:** Started all 16 games at the same position (LE) for the first time in pro career ... Credited with 89 tackles, 7 hurries, 2 tackles for loss, 2 forced fumbles, a fumble recovery and 6 passes defended ... Only starting cornerbacks Aeneas Williams and Ronnie Bradford had more passes defended ... Tied for team lead with 9 tackles Sept. 8 vs. Miami ... Had 5 tackles and 2 passes defended Sept. 15 at New England, and repeated those numbers Oct. 13 at Dallas ... 6 tackles in 13-9 victory Oct. 20 vs. Tampa Bay ... Had season-high 10 tackles Oct. 27 vs. N.Y. Jets, plus a forced fumble against RB Adrian Murrell that

led to Cardinals TD ... Credited with 5 tackles Nov. 3 at N.Y. Giants, including jarring hit on Tyrone Wheatley that sidelined the RB in the fourth quarter ... Led line with 7 tackles (5 solo) in 37-34 victory Nov. 10 at Washington ... Credited with 7 assists and forced fumble against RB Ricky Walters in victory Nov. 24 vs. Philadelphia ... 8 tackles Dec. 1 at Minnesota, and 7 tackles Dec. 22 at Philadelphia. **1997:** Started for Cardinals in Games 1-3, 5-12 and 14-16 at LDE ... Started Games 4 and 13 at LDT ... Led team in solo tackles with 66 ... Finished 4th on team and 1st on defensive line in total tackles with 114 (66 solo, 48 assists) ... Ranked 3rd on team with 5 tackles for loss, and also credited with 5 QB pressures ... Opened season Aug. 31 at Bengals and contributed 6 tackles, including tackle for loss of 1 yard on Ki-Jana Carter in 3rd quarter ... Made key play in victory Sept. 7 vs. Dallas, blocking 40-yard FG attempt by Richie Cunningham in 4th quarter; Cardinals tied score on ensuing possession and went on to win 25-12 in OT ... Also had 4 tackles vs. Dallas ... Had 7 tackles and a pass defended Sept. 14 at Washington ... Had 4 tackles Sept. 28 at Tampa Bay, aiding effort that held top rushers Warrick Dunn and Mike Alstott to 27 yards each ... Keyed Nov. 2 victory vs. Philadelphia with 4 solos, 5 assists, 2 hurries and 1 tackle for loss ... Led line with 10 tackles Nov. 9 at Dallas, and had first sack of season ... Had season-high 12 tackles and a sack Nov. 16 at N.Y. Giants ... 10 tackles and a pass defended Nov. 30 vs. Pittsburgh ... 7 tackles Dec. 7 vs. Washington ... 11 tackles Dec. 14 at New Orleans.

COLLEGE: Three-year starter at Sam Houston State, where he recorded 19 sacks and 190 tackles.

PERSONAL: Hometown is Elm Grove, Texas ... Attended East Bernard (Texas) HS, where he earned all-state honors in football and also lettered in basketball and track ... Off-season residence is Phoenix, Ariz. ... Bankston and wife Kimberly received bachelor's degrees from Sam Houston State at the same commencement ceremony in 1995, Michael majoring in management and Kimberly majoring in criminology and corrections ... One of three Cardinals nominees for 1995 True Value/NFL Man of the Year Award, and was co-chairman in 1995 of Cardinals' "Sack 'Em" fund-raising program, benefiting medical services to Arizona's indigent ... Michael and Kimberly have a son, Michael Jr., 9, and a daughter, Mikaela Elizabeth, 3 ... Hobbies include basketball and fishing.

MICHAEL BANKSTON'S STATISTICS

YEAR	TEAM	Defense							Interceptions					Scoring				
		G-S	TKL	AST	TOT	SKS-YDS	PD	FF	FR-YDS	NO	YDS	AVG	LG	TD	TD	IntRt	FRRt	S PTS
1992	Phoe.	16-6	14	10	24	2-14	0	1	0-0	0	0	—	0	—	—	—	—	—
1993	Phoe.	16-12	43	27	70	3-35	4	2	5-16	0	0	—	0	—	—	—	—	—
1994	Ariz.	16-16	63	32	95	7-62	1	1	1-2	0	0	—	0	—	—	—	—	—
1995	Ariz.	16-16	49	51	100	2-5	1	1	0-0	1	28	28.0	28	0	—	—	—	—
1996	Ariz.	16-16	43	46	89	0.5-5.5	6	2	1-0	0	0	—	0	—	—	—	—	—
1997	Ariz.	16-16	66	48	114	2-17	2	0	0-0	0	0	—	0	—	—	—	—	—
1998	Cin.	16-16	49	21	70	4.5-19.5	1	0	1-5	0	0	—	0	—	—	—	—	—
Ariz. Totals		96-82	278	214	492	16.5-138.5	14	7	7-18	1	28	28.0	28	0	—	—	—	—
Cin. Totals		16-16	49	21	70	4.5-19.5	1	0	1-5	0	0	—	0	—	—	—	—	—
CAREER		112-98	327	235	562	21-158	15	7	8-23	1	28	28.0	28	0	—	—	—	—

(continued)

YEAR TEAM	Special Teams								Kickoff Returns					Punt Returns					
	TKL	AST	TOT	FF	FR-YDS	BP	BFG	BXP	NO	YDS	AVG	LG	TD	NO	FC	YDS	AVG	LG	TD
1997 Ariz.	0	0	0	0	0-0	0	1	0	—	—	—	—	—	—	—	—	—	—	—
CAREER	0	0	0	0	0-0	0	1	0	—	—	—	—	—	—	—	—	—	—	—

— BANKSTON'S 1998 GAME-BY-GAME DEFENSIVE STATISTICS —

OPPONENT	TKL	AST	TOT	SKS-YDS	INT-YDS	PD	FF	FR-YDS
TENNESSEE	1	0	1	0-0	0-0	0	0	0-0
at Detroit	1	2	3	0-0	0-0	0	0	0-0
GREEN BAY	0	0	0	0-0	0-0	0	0	0-0
at Baltimore	3	1	4	0-0	0-0	0	0	1-5
—BYE—								
PITTSBURGH	8	0	8	1-7	0-0	1	0	0-0
at Tennessee	3	2	5	0-0	0-0	0	0	0-0
at Oakland	1	2	3	0-0	0-0	0	0	0-0
DENVER	5	1	6	1-5	0-0	0	0	0-0
at Jacksonville	4	2	6	0-0	0-0	0	0	0-0
at Minnesota	4	0	4	0-0	0-0	0	0	0-0
BALTIMORE	7	2	9	1-1	0-0	0	0	0-0
JACKSONVILLE	5	1	6	0.5-0.5	0-0	0	0	0-0
BUFFALO	3	1	4	0-0	0-0	0	0	0-0
at Indianapolis	1	4	5	0-0	0-0	0	0	0-0
at Pittsburgh	1	2	3	0-0	0-0	0	0	0-0
TAMPA BAY	2	1	3	1-6	0-0	0	0	0-0
TOTALS	49	21	70	4.5-19.5	0-0	1	0	1-5

TE



MARCO BATTAGLIA

Ht: 6-3 Wt: 252

College: Rutgers

4th year in NFL

89

1998 Games-Starts: 16-0; Career Games-Starts: 48-0

Contract status as of 7-5-99: In first season of a three-year deal

Acquired: D2 '96 (39th overall)

Born: 1-25-73

An instinctive receiver with good speed and excellent cutting ability, Battaglia has not missed a game in three seasons as No. 2 TE behind Tony McGee ... Top offensive producer in college career, he is slated for an increased role as a receiver in '99 ... A special teams workhorse, he led the special units with 317 snaps played last season after lying for the snaps lead in '97 ... Finished sixth on special teams with 8 tackles last season.

COACH FRANK VERDUCCI SAYS: "We look for Marco to really come on this year as a factor in the offense. We're going to be looking to the tight end as a receiver more often than in the last couple of years, and Marco has tremendous natural pass-catching skills. He has improved himself as a blocker, and he's generally one of the harder-working players on our team."

1998 HIGHLIGHTS: Battaglia's 2 receptions Nov. 1 vs. Denver covered only 4 yards, but one was a 1-yard fingertip catch of a Neil O'Donnell pass for a fourth-quarter TD; the score allowed Bengals to pull into a 26-26 tie following two-point conversion ... Also had 2-catch games on Dec. 6 vs. Buffalo (for 9 yards) and Dec. 20 at Pittsburgh (10 yards) ... Season-long catch was 16 yards from Jeff Blake in third quarter of victory Dec. 20 at Pittsburgh ... Replaced starter Tony McGee in base offense Oct. 18 at

Tennessee, after McGee was ejected, but had no catches ... Battaglia's 317 special teams snaps led the team by 25 over second-place Billy Granville (292) ... Had 2 special teams tackles on Sept. 27 at Baltimore and on Oct. 11 vs. Pittsburgh ... Had second career KO return, for 5 yards, after fielding short kick Nov. 22 vs. Baltimore.

PREVIOUS SEASONS — 1996: Drafted by Bengals in 2nd round (39th overall) ... Had 2 catches for 24 yards Sept. 8 at San Diego, including season-long 17-yarder on which he withstood jarring tackle by Rodney Harrison ... Had one catch in six other games: at St. Louis (5 yards), vs. New Orleans (9), at San Francisco (12), vs. Jacksonville (7), at Baltimore (13) and vs. Atlanta (9) ... Season high in offensive snaps was 36 in victory Nov. 10 vs. Pittsburgh ... Coaches rated Oct. 20 at San Francisco as his top blocking effort ... In coaches' special teams evaluations, tied for third on team in "key blocks" with 3 ... Tied for 9th in special teams tackles with 8 (7 solo) ... Recovered fumble at Falcons' 13-yard line in victory Nov. 24 vs. Atlanta, covering muffed punt by Eric Metcalf ... Sidelined during game Nov. 29 vs. Denver with rib cage strain, but returned to play the following week. **1997:** Had career-high 42 receiving yards in season finale vs. Baltimore ... Made career-long 34-yard gain in first quarter vs. Ravens, setting up his first career TD, which came on an

8-yard pass from Boomer Esiason for the only score of game's first half ... Made key fumble recovery on kickoff coverage in victory Nov. 23 vs. Jacksonville, covering Willie Jones' fumble at Jaguars 20 to set up Bengals TD and 14-0 lead ... Had career-high 3 receptions (for 35 yards) in victory Nov. 9 at Indianapolis, including 29-yarder on Bengals' third TD drive ... Had 24-yard gain on pass from Jeff Blake in second quarter on Oct. 5 at Jacksonville ... Catch of 19 yards from Blake on Oct. 12 at Tennessee was Bengals' longest reception of day ... Appeared to have first career TD on 1-yard catch Sept. 21 at Denver, but play was nullified by holding penalty ... Played on kickoff coverage, kickoff return, punt coverage and PAT units ... Credited with 4 special teams tackles.

COLLEGE: Finished Rutgers career as school's all-

time receptions leader (171), and ranked second in receiving yards (2221) and TDs (16) ... Earned widespread first-team All-America honors as a senior, when he also was named Big East Offensive Player of the Year ... Set Rutgers season records as a senior with 69 catches and 894 yards, and both those marks led the nation for tight ends ... Had memorable game on network TV as a senior vs. Penn State, with 13 catches for 184 yards, including TD catches of 17, 35 and 4 yards ... Named Rutgers MVP as a junior, when his 58 catches led the Big East.

PERSONAL: Hometown is Queens, N.Y., where he was All-State while playing for St. Francis HS as a safety, linebacker and wide receiver ... Off-season residence is Palm Bay, Fla. ... Sociology major at Rutgers ... Last name is pronounced "buh-TAG-lee-uh."

MARCO BATTAGLIA'S STATISTICS

			Receiving					Rushing					Scoring							
YEAR	TEAM	G-S	NO	YDS	AVG	LG	TD	ATT	YDS	AVG	LG	TD	TD	TD-R	TD-P	TD-RT	2-PT	PTS		
1996	Cincinnati	16-0	8	79	9.9	17	0	—	—	—	—	—	0	0	0	0	0	0		
1997	Cincinnati	16-0	12	149	12.4	34	1	—	—	—	—	—	1	0	1	0	0	6		
1998	Cincinnati	16-0	10	47	4.7	16	1	—	—	—	—	—	1	0	1	0	0	6		
CAREER		48-0	30	275	9.2	34	2	—	—	—	—	—	2	0	2	0	0	12		
			Special Teams						Kickoff Returns					Punt Returns						
			FR-																	
YEAR	TEAM	TKL	AST	TOT	FF	YDS	BP	BFG	BXP	NO	YDS	AVG	LG	TD	NO	FC	YDS	AVG	LG	TD
1996	Cincinnati	7	1	8	0	1-0	0	0	0	1	8	8.0	8	0	—	—	—	—	—	—
1997	Cincinnati	4	0	4	0	1-0	0	0	0	0	0	—	—	0	—	—	—	—	—	—
1998	Cincinnati	8	0	8	0	0-0	0	0	0	1	5	5.0	5	0	—	—	—	—	—	—
CAREER		19	1	20	0	2-0	0	0	0	2	13	6.5	8	0	—	—	—	—	—	—

BATTAGLIA'S SINGLE-GAME HIGHS

RECEIVING — Receptions: 3 at Ind. 11-9-97; Yards: 42 vs. Ball. 12-21-97; Long: 34 vs. Ball. 12-21-97; Touchdowns: 1 (twice), most recently vs. Den. 11-1-98.

BATTAGLIA'S 1998 GAME-BY-GAME STATISTICS

OPPONENT	Receiving						Rushing			
	NO	YDS	AVG	LG	TD	ATT	YDS	AVG	LG	TD
TENNESSEE	1	6	6.0	6	0	—	—	—	—	—
at Detroit	0	0	—	—	0	—	—	—	—	—
GREEN BAY	0	0	—	—	0	—	—	—	—	—
at Baltimore	0	0	—	—	0	—	—	—	—	—
—BYE—	—	—	—	—	—	—	—	—	—	—
PITTSBURGH	0	0	—	—	0	—	—	—	—	—
at Tennessee	0	0	—	—	0	—	—	—	—	—
at Oakland	0	0	—	—	0	—	—	—	—	—
DENVER	2	4	2.0	3	1	—	—	—	—	—
at Jacksonville	1	5	5.0	5	0	—	—	—	—	—
at Minnesota	1	7	7.0	7	0	—	—	—	—	—
BALTIMORE	1	6	6.0	6	0	—	—	—	—	—
JACKSONVILLE	0	0	—	—	0	—	—	—	—	—
BUFFALO	2	9	4.5	6	0	—	—	—	—	—
at Indianapolis	0	0	—	—	0	—	—	—	—	—
at Pittsburgh	2	10	5.0	16	0	—	—	—	—	—
TAMPA BAY	0	0	—	—	0	—	—	—	—	—
TOTALS	10	47	4.7	16	1	—	—	—	—	—



Ht: 5-11 **Wt:** 203
College: Michigan State
6th year in NFL

40

1998 Games-Starts: 16-1; **Career Games-Starts:** 79-22
Contract status as of 7-5-99: In final season of a two-year deal
Acquired: UFA (Pitt.) '98
Born: 9-15-71

Veteran safety enters second Bengals season as lead candidate for starting SS job ... Well-versed in Dick LeBeau's defensive system, Bell came to Bengals as unrestricted free agent in 1998 and played in 16 games for the fourth straight NFL season ... Has never missed a game due to injury ... Saw significant action in '98 backing up Sam Shade at SS, started one game, and was a starter in nickel package ... Finished eighth on team with 48 tackles.

COACH RAY HORTON SAYS: "We viewed Myron as a player with starting ability when we picked him up last year, and now that Sam Shade has departed, the strong safety job is Myron's to keep and maintain. He has played behind some good people both here and in Pittsburgh, and I think he has a burning desire to prove to everyone that he can do the job as a key player in the defense. He's a tenacious hitter and a smart guy who leads by example."

1998 PARTICIPATION: Played as reserve in Games 1-4 and 6-16 ... Started Game 5, Oct. 11 vs. Pittsburgh.

1998 HIGHLIGHTS: Made Bengals debut Sept. 6 vs. Tennessee with 4 solo tackles and a pass defended ... Had 5 tackles (4 solo) in victory Sept. 13 at Detroit ... On Sept. 20 vs. Green Bay, sacked Brett Favre for 8-yard loss on third-and-goal play from Bengals 4-yard line, forcing Packers to settle for FG ... Selected by coaches to start Oct. 11 vs. Pittsburgh, due to his knowledge of Steelers, and contributed 4 solo tackles in 25-20 win ... Had 5 solos Oct. 18 at Tennessee and 4 solos Oct. 25 at Oakland ... Had season-high 7 tackles (6 solo) Dec. 13 at Indianapolis.

PREVIOUS SEASONS — 1994: Drafted by Pittsburgh in 5th round (140th overall) ... Played in 15 games, primarily on special teams and in dime defense ... Failed to play only on Sept. 25 at Seattle ... Tied for second on club with 13 special teams tackles, including 2 tackles each on Sept. 11 at Cleveland, Oct. 23 at N.Y. Giants and Nov. 27 vs. L.A. Raiders ... Credited with 5 tackles on defense in regular season, and had 2 tackles on defense and a pass defended in playoff game on 1-7-95 vs. Cleveland ... Drafted with a choice Steelers received from Chicago in trade for RB Tim Worley. **1995:** Started season as Steeler dime defender, but promoted to starting unit at SS when Carnell Lake moved from SS to CB ... Made first career interception Sept. 10 at Houston ... Made first career start Oct. 29 vs. Jacksonville, with 2 solo tackles, and started the remainder of the season, as well as in three playoff games ... Had 4 solo tackles and first career forced fumble Nov. 5 at Chicago ... Again had 5 tackles Nov. 13 vs. Cleveland, and had 5 more against Browns on Nov. 26, plus first-quarter

forced fumble against Leroy Hoard to set up Steelers TD ... 3 solos and 1 interception Dec. 10 at Oakland ... Had season-high 7 tackles and a pass defended Dec. 16 vs. New England ... In postseason play, finished 5th on team with 14 tackles ... Tied career mark with 7 stops in AFC Championship win on 1-14-96 vs. Indianapolis ... Had 3 tackles in Super Bowl XXX vs. Dallas on 1-28-96. **1996:** Played every game for Steelers, filling key role in dime and other specialty schemes ... Made four starts with base defense, including last three games when SS Carnell Lake was sidelined with knee injury ... Posted career highs with 2 sacks and 15 special teams tackles ... Recovered Mel Gray fumble on PR to set up Steelers' first TD in 30-16 victory Sept. 29 vs. Houston ... Forced Chris Penn fumble after catch to set up 4th-quarter field goal in 17-7 win Oct. 7 at Kansas City ... Sacked Chris Chandler, forcing fumble, Oct. 20 at Houston ... Season-high 5 tackles in dime DB role Nov. 17 vs. Jacksonville ... Had 4th-quarter forced fumble on goal-line stand in starting role Dec. 8 vs. San Diego ... Had 2 tackles in postseason, playing as reserve in both Steelers playoff games. **1997:** Had career-high 58 tackles in regular season, and closed his Steelers career in strong fashion, making 5 tackles in playoff victory 1-3-98 vs. New England and posting 9 stops in AFC Championship game on 1-11-98 vs. Denver ... Downed QB John Elway for 5-yard loss during AFC title game for first postseason sack ... In regular season vs. Denver, helped key 35-24 Steelers victory on Dec. 7 with an interception against Elway, breaking Elway streak of 191 straight without a theft ... Credited with career-high and team-leading 12 tackles in 20-3 victory Nov. 16 vs. Bengals ... Had 2 solos and a fumble recovery in victory Oct. 5 at Baltimore ... Posted 4 tackles in 37-0 shut-out win Nov. 9 at Baltimore, and tipped a Vinny Testaverde pass that resulted in an interception by LB Steve Conley ... Though he started both playoff games on defense, he also tied for postseason team lead in special teams tackles with 2 solos ... Played all 16 regular-season games for the third straight year ... Starting assignments were dictated by whether All-Pro Carnell Lake started at SS or CB; Bell got starting SS nod when Lake played CB.

COLLEGE: Three-year starter at Michigan State ... Honorable mention All-Big Ten as junior & senior ... Started at RCB as a senior, with 66 tackles, 4 forced fumbles and a conference-leading 4 fumble recoveries.

PERSONAL: Hometown is Toledo, Ohio ... Attended Macomber-Whitney HS, and was named city league football player of year as a senior ... Football team captain; also earned letters in basketball & track ... Criminal justice major at Michigan State ... Full name is Myron Corey Bell.

MYRON BELL'S STATISTICS

YEAR	TEAM	G-S	Defense							Interceptions					Scoring				
			TKL	AST	TOT	SKS-YDS	PD	FF	FR-YDS	NO	YDS	AVG	LG	TD	TD	Int	TD	S	PTS
1994	Pittsburgh	15-0	5	0	5	0-0	2	0	0-0	0	0	—	—	0	—	—	—	—	—
1995	Pittsburgh	16-9	22	9	31	0-0	4	2	0-0	2	4	2.0	4	0	—	—	—	—	—
1996	Pittsburgh	16-4	28	8	36	2-20	1	3	0-0	0	0	—	—	0	—	—	—	—	—
1997	Pittsburgh	16-8	40	18	58	1.5-8.5	5	0	1-0	1	*10	10.0	7	0	—	—	—	—	—
1998	Cincinnati	16-1	45	3	48	1-8	3	0	0-0	0	0	—	—	0	—	—	—	—	—
Pitt. Totals		63-21	95	35	130	3.5-28.5	12	5	1-0	3	*14	4.7	7	0	—	—	—	—	—
Cin. Totals		16-1	45	3	48	1-8	3	0	0-0	0	0	—	—	0	—	—	—	—	—
CAREER		79-22	140	38	178	4.5-36.5	15	5	1-0	3	*14	4.7	7	0	—	—	—	—	—

* — In 1997, Bell had 1 interception for 3 yards; he also gained 7 interception return yards after receiving a lateral.

		Special Teams								Kickoff Returns					Punt Returns					
YEAR	TEAM	FR-								NO	YDS	AVG	LG	TD	NO	FC	YDS	AVG	LG	TD
		TKL	AST	TOT	FF	YDS	BP	BFG	BXP											
1994	Pittsburgh	10	3	13	0	0-0	0	0	0	—	—	—	—	—	—	—	—	—	—	
1995	Pittsburgh	6	2	8	0	0-0	0	0	0	—	—	—	—	—	—	—	—	—	—	
1996	Pittsburgh	8	7	15	0	2-0	0	0	0	—	—	—	—	—	—	—	—	—	—	
1997	Pittsburgh	5	2	7	0	0-0	0	0	0	—	—	—	—	—	—	—	—	—	—	
1998	Cincinnati	1	0	1	0	0-0	0	0	0	—	—	—	—	—	—	—	—	—	—	
Pitt. Totals		29	14	43	0	2-0	0	0	0	—	—	—	—	—	—	—	—	—	—	
Cin. Totals		1	0	1	0	0-0	0	0	0	—	—	—	—	—	—	—	—	—	—	
CAREER		30	14	44	0	2-0	0	0	0	—	—	—	—	—	—	—	—	—	—	

BELL'S 1998 GAME-BY-GAME DEFENSIVE STATISTICS

OPPONENT	TKL	AST	TOT	SKS-YDS	INT-YDS	PD	FF	FR-YDS
TENNESSEE	4	0	4	0-0	0-0	1	0	0-0
at Detroit	4	1	5	0-0	0-0	0	0	0-0
GREEN BAY	5	0	5	1-8	0-0	1	0	0-0
at Baltimore	0	0	0	0-0	0-0	0	0	0-0
—BYE—								
PITTSBURGH	4	0	4	0-0	0-0	0	0	0-0
at Tennessee	5	0	5	0-0	0-0	0	0	0-0
at Oakland	4	0	4	0-0	0-0	0	0	0-0
DENVER	0	0	0	0-0	0-0	0	0	0-0
at Jacksonville	1	1	2	0-0	0-0	0	0	0-0
at Minnesota	0	0	0	0-0	0-0	0	0	0-0
BALTIMORE	4	0	4	0-0	0-0	1	0	0-0
JACKSONVILLE	1	0	1	0-0	0-0	0	0	0-0
BUFFALO	1	0	1	0-0	0-0	0	0	0-0
at Indianapolis	6	1	7	0-0	0-0	0	0	0-0
at Pittsburgh	2	0	2	0-0	0-0	0	0	0-0
TAMPA BAY	4	0	4	0-0	0-0	0	0	0-0
TOTALS	45	3	48	1-8	0-0	3	0	0-0

POSTSEASON

YEAR	TEAM	G-S	Defense							Interceptions					Scoring				
			TKL	AST	TOT	SKS-YDS	PD	FF	FR-YDS	NO	YDS	AVG	LG	TD	TD	Int	TD	S	PTS
1994	Pittsburgh	2-0	1	1	2	0-0	1	0	0-0	—	—	—	—	—	—	—	—	—	—
1995	Pittsburgh	3-3	7	7	14	0-0	0	0	0-0	—	—	—	—	—	—	—	—	—	—
1996	Pittsburgh	2-0	2	0	2	0-0	0	0	0-0	—	—	—	—	—	—	—	—	—	—
1997	Pittsburgh	2-2	11	3	14	1-8	0	0	0-0	—	—	—	—	—	—	—	—	—	—
CAREER		9-5	21	11	32	1-8	1	0	0-0	—	—	—	—	—	—	—	—	—	—

		Special Teams								Kickoff Returns					Punt Returns					
		FR-																		
YEAR	TEAM	TKL	AST	TOT	FF	YDS	BP	BFG	BXP	NO	YDS	AVG	LG	TD	NO	FC	YDS	AVG	LG	TD
1994	Pittsburgh	0	0	0	0	0-0	0	0	0	—	—	—	—	—	—	—	—	—	—	—
1995	Pittsburgh	1	0	1	0	0-0	0	0	0	—	—	—	—	—	—	—	—	—	—	—
1996	Pittsburgh	1	0	1	0	0-0	0	0	0	—	—	—	—	—	—	—	—	—	—	—
1997	Pittsburgh	2	0	2	0	0-0	0	0	0	—	—	—	—	—	—	—	—	—	—	—
CAREER		4	0	4	0	0-0	0	0	0	—	—	—	—	—	—	—	—	—	—	—

G



KEN BLACKMAN

Ht: 6-6 Wt: 320

College: Illinois

4th year in NFL

66

1998 Games-Starts: 8-8; Career Games-Starts: 35-31

Contract status as of 7-5-99: One-year contract for 1999

Acquired: D3 '96 (69th overall)

Born: 11-8-72

Aggressive and intensely competitive, former college defensive lineman faces comeback challenge after missing final eight games of '98 season with left knee injury ... Underwent two surgeries, including articular cartilage graft, and hopes to be cleared for play during preseason ... Starter when healthy since early in rookie NFL season, Blackman has been among Bengals' most powerful interior linemen at point of attack.

COACH PAUL ALEXANDER SAYS: "We're hopeful Ken can come off his knee surgery in fine shape, but he did have some significant damage that needed to be repaired. Prior to the injury, he was establishing himself as a very good guard. He's a tough guy with good range who had become an effective pass blocker. I've always liked his attitude. He's a very aggressive player who enjoys the physical nature of football."

1998 PARTICIPATION: Started season's first eight games at RG ... Missed only three offensive snaps in season opener Sept. 6 vs. Tennessee, then played every offensive snap for six straight games until suffering left knee injury Nov. 1 vs. Denver ... Injury occurred on a third-and-10 play with less than 5 minutes remaining, with the Bengals completing an 11-yard pass to Willie Jackson for a first down.

1998 HIGHLIGHTS: Cited in coaches' reports for physical play Sept. 20 vs. Green Bay ... Displayed excellent work on both run and pass blocking as Bengals gained 143 yards passing and 132 rushing on Sept. 27 at Baltimore ... Graded "excellent" with 91% score in victory Oct. 11 vs. Pittsburgh; was particularly effective vs. Steelers in pass protection as Bengals passed for 281 net yards, third-most of season ... Credited in coaches' reports with 3 "pancake" blocks.

PREVIOUS SEASONS — 1996: Drafted by Bengals in 3rd round (69th overall) ... Signed July 16 ... Started Games 1-3 at RG ... In reserve role for Games 4-9, after Darrick Briz returned to starting lineup from injury ... Returned to starting lineup at RG for Games 10-16, following injury to Scott Brumfield ... Replaced injured Brumfield Nov. 3 vs. Baltimore and had 2 pancakes ... Returned to starting lineup Nov. 10 vs. Pittsburgh to aid 372-yard offensive output in victory over division champs ... Had 3 pancakes in 41-point offensive game Nov. 24 vs. Atlanta ... Had 2 pancakes Dec. 15 at Houston ... Played

every offensive snap in last four games. **1997:** Started at RG in Games 1-5 and 8-15 ... On weekly inactive list for Games 6-7 due to ankle and knee injuries, and on inactive list for Game 16 with strained left elbow ... Played every offensive snap in nine of the 13 games for which he was healthy, and missed only 18 offensive snaps overall for those 13 games ... Ranked fifth on offense with 809 scrimmage snaps ... Earned offensive Game Ball along with other members of offensive line for Dec. 4 game vs. Tennessee, when Corey Dillon rushed for 246 yards ... Helped lead Bengals rushing game to No. 9 NFL ranking in total yardage (1966) and a No. 7 ranking in yards per rush (4.35) ... Solid job as pass protector as team allowed only seven sacks over final five games ... Graded "excellent" (90% or better) by coaches for efforts on Sept. 28 vs. Jets, Nov. 9 at Colts, Nov. 23 vs. Jaguars and Nov. 30 at Eagles.

BLACKMAN ON BLACKMAN: "I am a real physical guy. I've got an attitude. It's the only attitude I've ever had, just a natural attitude. I play physical and with a lot of emotion."

COLLEGE: Played first two Illinois seasons at DT, then switched to offense and started 21 of 22 games next two seasons at LT ... As a junior and senior, worked regularly in practice against defensive linemen Simeon Rice and Kevin Hardy, both first-round picks in '96 NFL draft ... Helped pave the way as a senior for 1000-yard rushing season by Robert Holcombe, first 1000-yard year by an Illini back since 1953 ... Made Illinois all-time weight room list with a 700-pound squat and 400-pound bench press ... Scored safely as a freshman with end-zone tackle of Ohio State's Robert Smith.

PERSONAL: Born in Georgia, but spent his early school years in Monmouth, Ill. ... Moved to Abilene, Texas, in 7th grade and played HS football at Wylie High ... Hobbies include weight training, building custom Harley-Davidson motorcycles and scuba diving ... Married; wife Debrah is pro wrestler Madusa ... Owns a Harley-Davidson store in Homosassa, Fla., which he helps operate in the off-season.

KEN BLACKMAN'S STATISTICS

GAMES-STARTS (35-31): 1996 (14-10), 1997 (13-13), 1998 (8-8).



ROOSEVELT BLACKMON

Ht: 6-1 Wt: 185

College: Morris Brown

2nd year in NFL

37

1998 Games-Starts: 15-0 (3-0 GB, 12-0 Cin.); Career Games-Starts: 15-0

Contract status as of 7-5-99: In second season of a three-year deal

Acquired: W (GB) '98

Born: 9-10-74

Cornerback prospect with good natural coverage ability is set for first Bengals training camp after rookie season split between Green Bay and Cincinnati ... Made jump to NFL last season from Division II college program and saw action in 15 games, three with Packers and 12 with Bengals ... Played mostly on special teams, and was voted Bengals' special teams Game Ball for his 3 tackles in victory Dec. 20 vs. Pittsburgh ... A late bloomer, he played only one year of high school football.

COACH RAY HORTON SAYS: "Roosevelt is a tall, athletic guy who's physically in the mold of a Dale Carter. I'm not comparing those two as NFL players, obviously, but my point is that Roosevelt has some physical ability. He came from a small school and had a learning year in 1998. Now it's up to him to show people he knows our system and can use that ability to function on the field as a football player. A realistic goal for him this year would be to challenge to be our third corner."

1998 RECAP: Drafted by Green Bay in fourth round (121st overall) ... Played in Games 1-3 for Packers and credited with 5 special teams tackles, including 3 on Sept. 13 vs. Tampa Bay ... Waived Sept. 30, and acquired by Bengals on Oct. 1 waiver claim ... Made Bengals debut Oct. 11 vs. Pittsburgh ... His 3 special teams tackles Dec.

20 vs. Pittsburgh tied the game-high by any Bengals player all season.

COLLEGE: Not recruited after playing only one year of high school football, Blackmon was a walk-on at Morris Brown before earning a scholarship ... Four-year starter (1994-97) ... Had 12 career interceptions, with 2 returns for TDs ... Recorded 140 tackles (81 solo), 4 fumble recoveries, 4 forced fumbles and 62 passes defended ... Was a Division II All-American as a punt return specialist as a junior, ranking second in the nation with a 16.1-yard average ... Returned back-to-back punts for 87 yards each as a junior against Alabama A&M, scoring team's only 2 TDs in 16-8 victory ... Also as a junior, had 95-yard interception return for a TD against Tuskegee.

PERSONAL: Born in Pahokee, Fla., but hometown is Belle Glade, Fla., where he played only one season of football at Glades Central HS ... Was considered too small for football until attaining 160-pound level as a prep senior ... Received bachelor's degree in health and physical education from Morris Brown during this past off-season ... Close friend of Tampa Bay receiver Reidel Anthony, with whom he attended high school ... Has organized a football camp in Belle Glade for high school seniors ... Full name is Roosevelt Blackmon III.

ROOSEVELT BLACKMON'S STATISTICS

			Defense							Interceptions					Scoring				
YEAR	TEAM	G-S	TKL	AST	TOT	SKS-YDS	PD	FF	FR-YDS	NO	YDS	AVG	LG	TD	TD	Int	FRR	S	PTS
1998	Green Bay	3-0	0	0	0	0-0	0	0	0-0	—	—	—	—	—	—	—	—	—	—
	Cincinnati	12-0	0	0	0	0-0	0	0	0-0	—	—	—	—	—	—	—	—	—	—
CAREER		15-0	0	0	0	0-0	0	0	0-0	—	—	—	—	—	—	—	—	—	—

			Special Teams							Kickoff Returns					Punt Returns						
YEAR	TEAM		TKL	AST	TOT	FF	YDS	BP	BFG	BXP	NO	YDS	AVG	LG	TD	NO	FC	YDS	AVG	LG	TD
1998	Green Bay		3	2	5	0	0-0	0	0	0	—	—	—	—	—	—	—	—	—	—	—
	Cincinnati		3	0	3	0	0-0	0	0	0	—	—	—	—	—	—	—	—	—	—	—
CAREER			6	2	8	0	0-0	0	0	0	—	—	—	—	—	—	—	—	—	—	—

OFFENSIVE EXPLOSION

The Bengals amassed a club-record 621 yards net offense in a 52-21 victory over the New York Jets on Dec. 21, 1986. No NFL team has since matched that total in a regulation-time game.

The only higher output since then came in an overtime game in 1990, as Washington produced 676 yards in a 41-38 victory over Detroit.



Ht: 6-0 Wt: 210

College: East Carolina

8th year in NFL

1998 Games-Starts: 8-2; Career Games-Starts: 64-54

Contract status as of 7-5-99: In final season of a five-year deal

Acquired: W (NYJ) '94

Born: 12-4-70

8

Strong-armed, mobile veteran returns for '99 as incumbent starting QB, having regained that role by virtue of his final performance of the '98 season ... Passed for 367 yards in leading Cincinnati victory Dec. 20 at Pittsburgh, second-most yards of a career that saw him start 52 straight for Bengals between October '94 and November '97 ... A former Pro Bowl starter (1995 season), Blake began '98 campaign in No. 2 role behind Neil O'Donnell ... Blake holds Bengals records for most consecutive games with a TD pass (21) and most completions in a season (326).

ONE TOUGH CUSTOMER: Blake's 367-yard passing performance at Pittsburgh last season was not only exciting, it was subsequently revealed as truly remarkable. Doctors later discovered he had played most of the game with a chipped bone in his right wrist (passing hand). He suffered the injury, initially thought to be just a bruise or mild strain, with six minutes remaining in the second quarter. Blake also fought through a bout of leg cramps and a bruised right shin in leading the win. The wrist injury forced him out of the lineup for the season finale the following week against Tampa Bay. The durable performer, who once held an AFC-long streak of 52 consecutive starts, had never previously missed a game due to injury.

COACH KEN ANDERSON SAYS: "Jeff had to wait through most of last year to get another chance as the starter, and he used the opportunity he got in Pittsburgh to have a marvelous game. He showed tremendous toughness by turning in that performance even though it turned out he broke his wrist in the first half. Now he's going to get another chance to go into a season as the No. 1 veteran guy, and it's up to him to show he can do it consistently, like he did in '96 when he led us to seven wins in the last nine games. He's got the talent to do that."

1998 PARTICIPATION: Was in No. 2 QB role for Games 1-10, and saw brief action behind Neil O'Donnell in Games 3-4 and 6-7 ... Was designated No. 3 QB on inactive list for Games 10-11, after Paul Justin was promoted from No. 3 to No. 1 and O'Donnell was placed in No. 2 role ... Returned to No. 2 role behind starter O'Donnell for Game 12 on Dec. 6 vs. Buffalo, and played briefly in fourth quarter after O'Donnell was sidelined with season-ending hand fracture ... Returned to No. 1 role for Game 12 on Dec. 13 at Indianapolis and Game 13 on Dec. 20 at Pittsburgh ... Suffered chipped bone in right wrist (passing hand) in Pittsburgh game and placed Dec. 24 on Injured Reserve list, missing season finale vs. Tampa Bay.

1998 HIGHLIGHTS: Posted Bengals' most pass-

ing yards of the season with his 367-yard effort while leading 25-24 victory at Pittsburgh on Dec. 20 ... Blake's only game with more yards was Oct. 6, 1994, when he passed for 387 at Seattle ... Completed 20 of 36 passes at Pittsburgh, with 1 TD and 1 INT ... TD pass at Steelers was 61 yards to Darnay Scott, putting Bengals ahead 22-21 in fourth quarter ... Directed 12-play, 62-yard drive to winning FG after Steelers had taken 24-22 lead ... Rushed for 49 yards at Pittsburgh, most by a Bengals QB all season, and his combined rush-pass yardage of 416 in that game was 98 more than second-best total of 318 (by Neil O'Donnell in OT on Sept. 13 at Detroit) ... In first of Blake's two starts, Dec. 13 at Indianapolis, he completed 16-of-29 for 180 yards, 1 TD and no INTs ... TD pass at Indy was 6-yarder to Carl Pickens in third quarter, Blake's 43rd career TD connection with Pickens ... Also had a 67-yard TD pass to Pickens in fourth quarter Sept. 27 at Baltimore ... Entered Baltimore game late in third quarter after O'Donnell was sidelined with bruised ribs.

HITTING THE RIGHT TARGETS: Blake's ratio of TD passes to interceptions is the best in Bengals history (minimum 500 attempts). In 1998, Blake ran his career totals with Cincinnati to 77 TD passes against 50 interceptions, a ratio of 1.54-to-1. Boomer Esiason ranks second at 1.43-to-1 (187 TDs; 131 INT), and Ken Anderson is third at 1.23-to-1 (197 TDs; 160 INT).

PREVIOUS SEASONS — 1992: Drafted by N.Y. Jets in sixth round (166th overall) ... Played in 3 games as a rookie, completing 4 of 9 passes ... Made NFL debut Nov. 29 vs. Kansas City and went 3-for-3 passing ... Inactive for Games 1-9 and Game 11 ... Active but DNP in Games 10 and 14-15. **1993:** Saw action in preseason, but was on Jets inactive list for all 16 games, backing up Boomer Esiason and Browning Nagle. **1994:** Acquired by Bengals on waivers Aug. 29 ... Inactive third QB for Games 1-6 ... Also designated third QB for Game 7, Oct. 23 at Cleveland, but made brief Bengals playing debut in that game after injuries to David Klingler and Don Hollas ... In Bengals starting debut Oct. 30 vs. Dallas, passed for 2 TDs, 0 INT and 243 net yards, Bengals' most net yards in last 16 games ... Starter for team's first victory Nov. 6 at Seattle, producing most passing yards (387) and directing most total offense (496) since 10-7-90, span of 68 games; Named AFC Offensive Player of the Week ... Passed for 4 touchdowns Nov. 13 vs. Houston, first Bengals quarterback to notch 4 since Boomer Esiason on 12-17-89 ... Named AFC Offensive Player of Month for November ... Led AFC passing ratings with 90.7 mark through games of Week 13 (Nov. 27-28) ... Directed comeback from 27-10 deficit in 33-30

season finale victory over Philadelphia; threw for two TDs and had key run of 16 yards on fourth-and-16 in fourth quarter ... His eight completions of 50-plus yards were most in NFL ... Passing total of 741 yards from Seattle and Houston games ranks as most in Bengals history for back-to-back games. **1995:** Threw often, with club-record 567 attempts, but didn't succumb to wildness. His plus-11 differential in TD passes (28) to interceptions (17) was just one off the AFC-best performance of plus-12 by John Elway and Jim Harbaugh ... Elected to AFC Pro Bowl squad as No. 2 QB vote-getter behind Dan Marino; named to start Pro Bowl when Marino withdrew due to injury ... Connected with Pittsburgh's Yancey Thigpen for Pro Bowl-record 93-yard TD pass ... Passer rating of 82.1 was Bengals' highest since Boomer Esiason's 92.1 in 1989 ... Passed for one or more TDs in Games 1-14 and set club record with 21 straight games with a TD pass, dating back to last 7 games of 1994 season ... AFC-leading 28 TD passes was two better than 2nd-place John Elway ... Blake was first Bengal to lead AFC in TD passes since Boomer Esiason in 1989, and fell one short of Ken Anderson's club-record 29 TD passes in 1981 ... Passing yardage total of 3822 was 2nd in AFC to Elway's 3970 and 2nd in Bengals history to Esiason's 3959 in 1986 ... Through Oct. 29 game vs. Cleveland, Blake had led offense to nine straight games of 300-plus yards, tied for Bengals' longest streak since 1986 ... Threw for 6 TDs and no INT in two games vs. division champ Pittsburgh, going 3-0 in each game ... Had career-high 81.8% completions (18-for-22) while leading 27-9 victory Oct. 19 at Pittsburgh ... Also had 3 TDs and no INT on Sept. 24 vs. Houston and on Oct. 1 vs. Miami ... TD pass of 88 yards to Darnay Scott Sept. 17 at Seattle was AFC's longest completion in 1995 and stands as longest in Blake's career ... Passed 5 yards to Carl Pickens for game-winning TD Nov. 26 at Jacksonville, lifting Bengals from 13-10 deficit to 17-13 lead with 0:17 left in 4th quarter ... Led Bengals to tie for biggest comeback in team history Dec. 24 vs. Minnesota, completing 19 of 26 for 196-2-1 in second half as Bengals rallied from 24-3 deficit to win 27-24 ... Passed for 200-plus yards in 15 of 16 games, missing only Nov. 5 vs. Oakland (159) ... One of 11 Bengals to start all 16 games ... Took every offensive snap in 13 games. **1996:** His 308 completions were second-most in club history, behind only his 326 in 1995 ... Passing yardage total of 3624 was 4th-best in club annals ... Directed offense to NFL-best 372.6 yards per outing over final eight games ... Differential between TD passes and interceptions (24-14) was plus-10 or higher for second straight season; only previous instance of a Bengals QB going plus-10 or better two straight years was Boomer Esiason in 1989-89 ... As Bengals went 4-1 over last 5 games, Blake completed 105 of 172 passes (61%) for 1376 yards (275.2 per game), 13 TDs and 3 INT ... Named AFC Offensive Player of Week after performance Dec. 8 vs. Baltimore, when he completed 26 of 42 (62%) for 272 yards, 2 TDs and no INT; 26 completions marked season-high ... Directed 11-play, 68-yard drive for the winning touchdown in the fourth quarter vs. Baltimore, ending with a one-yard pass to Tony McGee ... Had season highs in yards (349) and TD passes (4) with no INT in victory Nov. 24 vs. Atlanta; passed for 183 yards in

1st quarter vs. Falcons; Atlanta game featured 61-yard TD pass from Blake to Carl Pickens, Bengals' longest pass play of season ... Led the offensive side of biggest road comeback in Bengals history on Nov. 3 at Baltimore, when Cincinnati overcame 21-3 deficit to win 24-21; Blake scored on a 4-yard run to narrow Baltimore lead to 21-16, passed to Carl Pickens for two-point conversion, then directed two field goal drives to complete team's comeback ... Had season-high 77% completions (23 of 30) on Oct. 13 at Pittsburgh ... Threw 9-yard TD pass to Tony McGee with 5:27 to play for winning score Dec. 22 vs. Indianapolis ... Led offense to four 400-yard games, including 463 vs. Atlanta and 485 at Jacksonville on successive weeks; also led 433-yarder at Baltimore and 441-yarder vs. Indianapolis ... Season rushing yardage of 317 was second-most in club history by a QB, behind only Ken Anderson's 320 in 1981; Blake became first QB in Bengals history to rush for 300 yards in consecutive seasons, having gained 309 in 1995 ... Had rushing TDs of 2 yards on Sept. 29 vs. Denver and 4 yards on Nov. 3 at Baltimore ... Had 50 rushing yards on 6 carries Dec. 1 at Jacksonville, logging season highs for yards and yards-per-carry (8.3) ... Started every game, and played every offensive snap in 13 games ... Played 97.3% of total offensive snaps (1059 of 1088) ... 1059 scrimmage snaps played was second on team to OL Rich Braham ... Only time lost to injury came Oct. 27 vs. Jacksonville, when he missed game's final two series with abdominal and back bruising; returned Nov. 3 to start at Baltimore. **1997:** Started Games 1-11 ... Played every offensive snap in Games 1-4, 6-9 and 11 ... Was No. 2 QB behind Boomer Esiason and did not play in Games 12-16 ... Led offense on three TD drives in fourth quarter of season opener vs. Arizona as Bengals rallied from 21-3 deficit for 24-21 victory ... Blake's 6-yard TD pass to Carl Pickens gave Bengals 22-21 lead over Cardinals with 0:38 remaining, and Blake added game's final points with two-point conversion pass to TE Tony McGee ... Led Bengals in rushing with 34 yards (on 3 carries) Sept. 7 at Baltimore, and threw 8-yard TD pass to Pickens for game's first score ... Had 48-yard pass to Pickens on Sept. 21 at Denver, and tossed 7-yard pass to McGee for game's first score ... Threw TDs of 50 yards to Pickens and 26 to Darnay Scott on Sept. 28 vs. Jets ... Gained team-leading and career-high 75 yards rushing (on 11 attempts) Oct. 5 at Jacksonville, scoring 8-yard run in third quarter ... Suffered only 1 interception in four-game stretch of Games 3-6 ... Scored on 4-yard TD run with 1:53 remaining Oct. 26 at N.Y. Giants, closing deficit to 29-27, but comeback fell short as two-point conversion pass intended for Pickens failed; passed for 39-yard TD to David Dunn with 0:06 remaining in half, giving Bengals 21-10 halftime lead ... In Nov. 2 win vs. San Diego, gave Bengals first lead at 10-7 with 15-yard pass to Pickens, and scored eventual winning TD on 13-yard run in fourth quarter for 38-24 lead ... Passed 15 yards to Tony McGee for game's first score Nov. 9 at Indianapolis, but shaken up briefly on sack by Dan Footman in first series of third quarter; did not return as Boomer Esiason finished game ... Posted highest passing accuracy of the season (15 of 21, 71.4%) Nov. 16 at Pittsburgh, and had no INT for third straight game.

(continued)

(Jeff Blake — cont'd)

PRO BOWL SELECTIONS: Selected as AFC No. 2 quarterback following 1995 season, and named as game starter when No. 1, Dan Marino, withdrew due to injury.

COLLEGE: Set or tied 32 ECU records while passing for 5133 yards and posting TD/INT ratio of 43/20 ... Led Pirates to an 11-1 mark as a senior and school's highest-ever ranking in the polls (9th) ... Honorable mention All-America by *Associated Press* and *Football News* ... Finished 9th in 1991 Heisman Trophy balloting.

PERSONAL: Born in Daytona Beach, Fla., but hometown is Sanford, Fla., where he attended Seminole HS ... Off-season residence is Orlando, Fla. ... Married (wife Lewanna) with three children: Emory, 8, Torre, 6 and Trey, 4 ... Son of Emory Blake, who played in CFL for Toronto and was Jeff's coach in high school ... Godson of Tim Raines of baseball's New York Yankees ... Brother-in-law of former ECU teammate Robert Jones, LB for Miami Dolphins ... Hobbies include weight training and jet skiing.

JEFF BLAKE'S STATISTICS

			Passing											
YEAR	TEAM	G-S	ATT	CMP	PCT	YDS	YDS/ATT	TD	TD%	INT	INT%	LG	SACK-LOST	RAT
1992	N.Y. Jets	3-0	9	4	44.4	40	4.44	0	0.0	1	11.1	19	2-7	18.1
1993	N.Y. Jets	0-0	0	0	—	0	—	0	—	0	—	—	0-0	—
1994	Cincinnati	10-9	306	156	51.0	2154	7.04	14	4.6	9	2.9	76	19-120	76.9
1995	Cincinnati	16-16	567	326	57.5	3822	6.74	28	4.9	17	3.0	88	24-152	82.1
1996	Cincinnati	16-16	549	308	56.1	3624	6.60	24	4.4	14	2.6	61	44-278	80.3
1997	Cincinnati	11-11	317	184	58.0	2125	6.70	8	2.5	7	2.2	50	39-244	77.6
1998	Cincinnati	8-2	93	51	54.8	739	7.95	3	3.2	3	3.2	67	15-79	78.2
NYJ Totals		3-0	9	4	44.4	40	4.44	0	0.0	1	11.1	19	2-7	18.1
Cin. Totals		61-54	1832	1025	55.9	12,464	6.80	77	4.2	50	2.7	88	141-873	79.7
CAREER		64-54	1841	1029	55.9	12,504	6.79	77	4.2	51	2.8	88	143-880	79.4

YEAR	TEAM	Rushing					Scoring					
		ATT	YDS	AVG	LG	TD	TD	TD-R	TD-P	TD-RI	2-PIC	PTS
1992	N.Y. Jets	2	-2	-1.0	1	0	0	0	0	0	—	0
1993	N.Y. Jets	0	0	—	—	0	0	0	0	0	—	0
1994	Cincinnati	37	204	5.5	16	1	1	1	0	0	1	8
1995	Cincinnati	53	309	5.8	30	2	2	2	0	0	1	14
1996	Cincinnati	72	317	4.4	18	2	2	2	0	0	0	12
1997	Cincinnati	45	234	5.2	16	3	3	3	0	0	0	18
1998	Cincinnati	15	103	6.9	18	0	0	0	0	0	0	0
NYJ Totals		2	-2	-1.0	1	0	0	0	0	0	—	0
Cin. Totals		222	1167	5.3	30	8	8	8	0	0	2	52
CAREER		224	1165	5.2	30	8	8	8	0	0	2	52

— BLAKE'S SINGLE-GAME HIGHS —

PASSING — Attempts: 46 (twice); most recently at Cle. 12-17-95; Completions: 31 at Sea. 11-6-94; Yards: 387 at Sea. 11-6-94; Touchdowns: 4 (twice); most recently vs. Atl. 11-24-96; Interceptions: 3 (4 times); most recently vs. Pitt. 11-10-96; Long: 88 (to Darnay Scott) at Sea. 9-17-95 (TD).

RUSHING — Attempts: 11 at Jax. 10-5-97; Yards: 75 at Jax. 10-5-97; Touchdowns: 1 (8 times); most recently vs. S.D. 11-2-97; Long: 30 at Hou. 11-12-95.

BENGALS HOTELS ON THE ROAD

1999 PRESEASON

Indianapolis	Westin Hotel	Detroit	Somerset Inn
(Game: Sat., Aug. 14)	(317) 262-8100	(Game: Fri., Aug. 20)	(248) 643-7800

1999 REGULAR SEASON

Tennessee	Renaissance Nashville	Seattle	Doubletree Guest Suites
(Game: Sun., Sept. 12)	(615) 255-8400	(Game: Sun., Nov. 7)	(206) 575-8220
Carolina	Omni Charlotte Hotel	Pittsburgh	Westin William Penn
(Game: Sun., Sept. 26)	(704) 377-0400	(Game: Sun., Nov. 28)	(412) 281-7100
Cleveland ...	Sheraton Cleveland City Centre	Baltimore	Mariott Inner Harbor
(Game: Sun., Oct. 10)	(216) 771-7600	(Game: Sun., Dec. 26)	(410) 962-0202
Indianapolis	Westin Hotel	Jacksonville	Embassy Suites Hotel
(Game: Sun., Oct. 24)	(317) 262-8100	(Game: Sun., Jan. 2)	(904) 731-3555

— BLAKE'S GAME-BY-GAME PASSING AS A BENGAL —

OPPONENT	ATT	CMP	YDS	TKD-YDS	TD	LG	INT
1994							
CLEVELAND	INACTIVE (DESIGNATED 3RD QB)						
at San Diego	INACTIVE (DESIGNATED 3RD QB)						
NEW ENGLAND	INACTIVE (DESIGNATED 3RD QB)						
at Houston	INACTIVE (DESIGNATED 3RD QB)						
MIAMI	INACTIVE (DESIGNATED 3RD QB)						
at Pittsburgh	INACTIVE (DESIGNATED 3RD QB)						
at Cleveland	2	0	0	0-0	0	0	0
DALLAS	32	14	247	1-4	2	67-T	0
at Seattle	43	31	387	2-10	0	76	1
HOUSTON	33	23	354	1-6	4	50-T	0
INDIANAPOLIS	37	21	207	1-10	1	23	1
at Denver	33	15	215	3-20	1	70-T	1
PITTSBURGH	19	8	156	5-37	1	56	2
at N.Y. Giants	37	17	200	1-3	2	27	0
at Arizona	28	10	149	4-24	1	54	1
PHILADELPHIA	42	17	239	1-6	2	51	3
1995							
at Indianapolis	33	19	249	0-0	1	41	0
JACKSONVILLE	30	20	247	3-19	2	68-T	0
at Seattle	42	22	286	1-0	2	88-T	1
HOUSTON	46	24	356	1-9	3	56	0
MIAMI	34	18	201	1-3	3	44-T	0
at Tampa Bay	31	16	210	1-6	1	37	3
at Pittsburgh	22	18	275	0-0	3	47-T	0
CLEVELAND	35	20	249	4-20	2	32	2
OAKLAND	31	16	159	4-38	1	22	2
at Houston	34	21	220	0-0	2	30-T	1
PITTSBURGH	28	19	217	3-24	3	26	0
at Jacksonville	39	19	210	0-0	1	34	3
at Green Bay	35	19	202	3-16	1	54	2
CHICAGO	41	30	253	1-7	1	38-T	0
at Cleveland	46	22	257	2-10	0	47	1
MINNESOTA	40	23	231	0-0	2	35	2
1996							
at St. Louis	40	23	226	3-21	1	46	2
at San Diego	33	14	163	0-0	1	27-T	1
NEW ORLEANS	39	22	225	2-7	1	24-T	0
DENVER	29	15	166	4-19	0	20	1
HOUSTON	37	18	170	4-18	1	25	0
at Pittsburgh	30	23	229	10-71	1	19	1
at San Francisco	34	15	200	1-4	3	50-T	1
JACKSONVILLE	30	19	244	5-42	2	46	0
at Baltimore	39	22	255	1-2	0	38	1
PITTSBURGH	39	24	275	2-15	1	40	3
at Buffalo	22	8	95	5-35	0	34	1
ATLANTA	36	21	349	1-7	4	61-T	0
at Jacksonville	39	23	313	0-0	3	48	2
BALTIMORE	42	26	272	2-5	2	27	0
at Houston	23	13	158	4-32	1	27	0
INDIANAPOLIS	37	22	284	0-0	3	52	1

OPPONENT	ATT	CMP	YDS	TKD-YDS	TD	LG	INT
1997							
ARIZONA	35	24	252	4-22	1	35	1
at Baltimore	45	25	317	5-34	1	36	2
at Denver	30	20	220	4-26	1	48	0
N.Y. JETS	21	10	166	2-17	2	50-T	1
at Jacksonville	27	16	232	5-32	0	37	0
at Tennessee	28	14	130	5-32	0	19	0
PITTSBURGH	29	15	178	2-13	0	48	2
at N.Y. Giants	34	17	237	2-12	1	39-T	1
SAN DIEGO	32	19	172	3-10	1	17	0
at Indianapolis	15	9	63	3-16	1	15-T	0
at Pittsburgh	21	15	158	4-30	0	23	0
JACKSONVILLE	DID NOT PLAY						
at Philadelphia	DID NOT PLAY						
TENNESSEE	DID NOT PLAY						
DALLAS	DID NOT PLAY						
BALTIMORE	DID NOT PLAY						
1998							
TENNESSEE	DID NOT PLAY						
at Detroit	DID NOT PLAY						
GREEN BAY	0	0	0	0-0	0	—	0
at Baltimore	6	3	89	1-8	1	67-T	0
PITTSBURGH	DID NOT PLAY						
at Tennessee	3	2	10	1-2	0	6	0
at Oakland	4	1	11	2-12	0	11	1
DENVER	DID NOT PLAY						
at Jacksonville	DID NOT PLAY						
at Minnesota	10	6	36	1-5	0	11	1
BALTIMORE	INACTIVE (DESIGNATED 3RD QB)						
JACKSONVILLE	INACTIVE (DESIGNATED 3RD QB)						
BUFFALO	5	3	46	3-13	0	32	0
at Indianapolis	29	16	180	3-19	1	47	0
at Pittsburgh	36	20	367	4-20	1	61-T	1
Placed on Reserve/Injured list, Dec. 24							
TAMPA BAY	RESERVE/INJURED						
TOTALS	1832	1025	12,464	141-873	77	88-T	50

PLAYERS

— BLAKE'S 1998 GAME-BY-GAME RUSHING —

OPPONENT	ATT	YDS	AVG	LG	TD
TENNESSEE	DID NOT PLAY				
at Detroit	DID NOT PLAY				
GREEN BAY	1	0	0.0	0	0
at Baltimore	1	9	9.0	9	0
PITTSBURGH	DID NOT PLAY				
at Tennessee	1	5	5.0	5	0
at Oakland	1	2	2.0	2	0
DENVER	DID NOT PLAY				
at Jacksonville	DID NOT PLAY				
at Minnesota	2	9	4.5	8	0
BALTIMORE	INACTIVE (DESIGNATED 3RD QB)				
JACKSONVILLE	INACTIVE (DESIGNATED 3RD QB)				
BUFFALO	1	5	5.0	5	0
at Indianapolis	2	24	12.0	13	0
at Pittsburgh	6	49	8.2	18	0
Placed on Reserve/Injured list, Dec. 24					
TAMPA BAY	RESERVE/INJURED				
TOTALS	15	103	6.9	18	0



TOMMIE BOYD

19

Ht: 6-0 Wt: 195

College: Toledo

3rd year in NFL

1998 Games-Starts: 8-0 (Det.); Career Games-Starts: 24-1

Contract status as of 7-5-99: In first season of a two-year deal

Acquired: FA '99

Born: 12-21-71

Free agent signee who played the last two seasons in Detroit, Boyd will compete for third receiver spot and should be a versatile contributor on special teams ... Showed potential as a receiver late last season when Lions injuries moved him up on depth chart ... Hard-working player who showed quick aptitude for learning Bengals system during May '99 minicamp ... Has the size and strength to make catches in traffic.

COACH STEVE MOOSHAGIAN SAYS: "I think Tommie was a great free agent pickup for us. He's like a sponge, watching film and wanting to soak up as much information as he can, and he solidified his status with a good performance during minicamp. He's intelligent, a good situational receiver and a very good blocker. He's also an experienced special teams player who's going to help us in that area."

1998 RECAP: Played for Lions in Games 1-5, 11 and 15-16 ... On inactive list for Games 6-10 and 12-14 ... Saw his most significant action in season's final two games ... Had 2 receptions for career-high 37 yards Dec. 20 vs. Atlanta, including first career TD reception on 18-yard pass from Frank Reich for game's first score ... Caught 8-yard pass from Reich in season finale Dec. 27 at Baltimore ... Also took over kickoff and punt return duties in season's last two games, returning 8 kickoffs for 163 yards (20.4 average) and 4 punts for 11 yards (2.8) ... Prior to Atlanta game, his only reception of the season had been a 7-yarder from Scott Mitchell in season opener Sept. 6 at Green Bay ... Credited with 2 special teams tackles on the season.

PREVIOUS SEASONS — 1995: Signed with De-

troit as college free agent on April 24 ... Played in three preseason games, with 2 receptions for 15 yards ... Waived Aug. 18, **1996:** Re-signed by Lions on Jan. 22 ... Played in spring for Rhein Fire of NFL Europe League, with 22 receptions for 204 yards and 1 TD ... Released by Lions on Aug. 21, and spent majority of NFL regular season on Detroit practice squad. **1997:** Re-signed by Lions on Feb. 19 ... Made 53-player roster with strong preseason showing and played in every regular season game, including starting assignment on Dec. 7 at Miami as Lions opened with three wideouts ... Finished season with 10 receptions for 142 yards and ranked seventh on special teams with 11 tackles ... Made first career reception Sept. 21 at New Orleans, a 15-yarder from Scott Mitchell ... Had first multi-catch game (2-16) on Nov. 23 vs. Indianapolis ... Caught 2-for-32 on Dec. 14 at Minnesota, including 12-yarder on Detroit's game-winning drive ... Posted team's second-best receiving figures, 3 catches for 23 yards, as Lions clinched playoff berth with victory Dec. 21 vs. N.Y. Jets ... Had 2 catches for 11 yards in Wild Card playoff game Dec. 28 at Tampa Bay.

COLLEGE: Missed only two games in four-year career at Toledo ... Over his final three seasons, caught 88 passes for 1228 yards and 12 TDs ... Led the team with 8 TD receptions as a senior ... Averaged 10.3 yards on 16 punt returns as a senior.

PERSONAL: Hometown is Lansing, Mich. ... Attended Eastern HS in Lansing, where he was football MVP as a senior ... Holds bachelor's degree from Toledo in communications ... Participant in school assembly program while with Lions.

TOMMIE BOYD'S STATISTICS

YEAR	TEAM	G-S	Receiving					Rushing					Scoring							
			NO	YDS	AVG	LG	TD	ATT	YDS	AVG	LG	TD	TD	TD-R	TD-P	TD-RI	2-PIC	PTS		
1995			NOT ON AN NFL ROSTER					NOT ON AN NFL ROSTER					NOT ON AN NFL ROSTER							
1996	Detroit		PRACTICE SQUAD					PRACTICE SQUAD					PRACTICE SQUAD							
1997	Detroit	16-1	10	142	14.2	32	0	—	—	—	—	—	0	0	0	0	0	0		
1998	Detroit	8-0	4	52	13.0	19	1	—	—	—	—	—	1	0	1	0	0	6		
CAREER		24-1	14	194	13.9	32	1	—	—	—	—	—	1	0	1	0	0	6		
YEAR	TEAM	Special Teams								Kickoff Returns					Punt Returns					
		TKL	AST	TOT	FF	YDS	BP	BFG	BXP	NO	YDS	AVG	LG	TD	NO	FC	YDS	AVG	LG	TD
1997	Detroit	5	6	11	0	0-0	0	0	0	0	0	—	—	0	0	0	0	—	0	
1998	Detroit	1	1	2	0	0-0	0	0	0	8	163	20.4	26	0	4	0	11	2.8	3	0
CAREER		6	7	13	0	0-0	0	0	0	8	163	20.4	26	0	4	0	11	2.8	3	0

BOYD'S SINGLE-GAME HIGHS

RECEIVING — Receptions: 3 vs. NYJ 12-21-97 (for Det.). **Yards:** 37 vs. Atl. 12-20-98 (for Det.). **Long:** 32 vs. Minn. 11-16-97 (for Det.). **Touchdowns:** 1 vs. Atl. 12-20-98 (for Det.).

POSTSEASON

YEAR	TEAM	Receiving						Rushing				Scoring					
		G-S	NO	YDS	AVG	LG	TD	ATT	YDS	AVG	LG	TD	TD	TD-R	TD-P	TD-RT	2-PIC
1997	Detroit	1-0	2	11	5.5	6	0	—	—	—	—	—	—	—	—	—	—
CAREER		1-0	2	11	5.5	6	0	—	—	—	—	—	—	—	—	—	—



RICH BRAHAM

Ht: 6-4 **Wt:** 305
College: West Virginia
6th year in NFL

1998 Games-Starts: 12-12 **Career Games-Starts:** 47-44
Contract status as of 7-5-99: In third season of a four-year deal
Acquired: W (Ariz.) '94
Born: 11-6-70

74

PLAYERS

Agile, hard-working starter at LG for most of the past three seasons, Braham ended June '99 minicamp as No. 1 center on depth chart ... His versatility was a key in offensive line plans, as Bengals signed free agent guards Brian DeMarco and Matt O'Dwyer and did not re-sign free agent C Darrick Brilz ... Looks for a fully healthy '99 after battling through injuries throughout '98 ... Played on broken toe diagnosed in preseason, and ran his streak of consecutive Bengals starts to 44 before a knee injury sidelined him for last four games ... Despite shortened season, ranked third on line in coaches' compilation of "pancake" blocks (9) ... Able to participate fully in '99 minicamps.

COACH PAUL ALEXANDER SAYS: "Richie was slowed last year with injuries, but he still played well until the knee problem forced him out. We're counting on him coming back and having an even better year. He's a tough, intense competitor. I love having him on our team."

1998 PARTICIPATION: Suffered broken bone (sesamoid) under right big toe in Aug. 12 practice at training camp ... Missed second preseason game, Aug. 17 vs. Indianapolis, but returned to action Aug. 22 vs. Detroit after electing to play on the injury with a custom toe pad ... Started Games 1-12 of regular season ... Played all but six offensive snaps (651 of 657) for the first 11 games ... Suffered damage to right kneecap in Game 12, Nov. 29 vs. Jacksonville ... Underwent arthroscopic surgery Dec. 2, and placed Dec. 3 on Injured Reserve list.

1998 HIGHLIGHTS: Cited by coaches for excellent work on pulls and traps in Sept. 6 opener vs. Tennessee, and also credited with 3 pancakes ... Graded "excellent" in Oilers game (93%), and also made the "excellent" category with a 98% grade in victory Oct. 11 vs. Pittsburgh ... Held up in one-on-one situations Sept. 20 vs. Green Bay as line slid help away from him to combat Packers DE Reggie White ... Had 2 pancakes Nov. 15 at Minnesota and 2 more pancakes Nov. 22 vs. Baltimore.

PREVIOUS SEASONS — 1994: Drafted in third round by Arizona (76th overall) ... Made Cardinals' 53-man roster, but was on inactive list for 10 games ... Acquired Nov. 18 by Bengals on waivers ... On Cincinnati inactive list for Games 11-13 ... Made NFL debut Dec. 11 at Giants, and also played in last two games, including Bengals' best rushing game of season (152 yards Dec. 24 vs. Philadelphia). **1995:** Started all 4 preseason games at LG, but suffered severe left ankle sprain Aug. 25 vs. N.Y. Jets ... Placed on Injured Reserve list Aug. 29 and missed entire regular season. **1996:** Played 1081 scrimmage snaps, most on the team, and played higher percentage of his unit's snaps than any player on offense or defense (99.4%, 1081 of 1088) ... Credited in coaches' evaluations with 21 "pancake" blocks, second-most on team behind Willie Anderson's 24 ... Excellent pass-blocking performance Oct. 20 against 49ers' Dana Stubblefield ... Effective work against Bruce Smith on Nov. 17 at Buffalo ... Had 5 pancakes and best overall game to that point in 41-point, 463-yard effort Nov. 24 vs. Atlanta ... Had 4 pancakes Dec. 1 at Jacksonville and keyed season-high 172-yard team rushing effort with excellent pulling and trapping ... Solid effort Dec. 8 vs. Baltimore despite playing last three quarters with twisted knee ... Held DT Tony Siragusa to 1 tackle and 1 assist in victory Dec. 22 vs. Indianapolis ... Started Games 1-3 at C and Games 4-16 at LG ... Only missed offensive plays all season were 5 snaps Oct. 13 at Pittsburgh and 2 snaps Nov. 24 vs. Atlanta. **1997:** Was a restricted free agent during spring signing period, and was tendered an offer sheet by New England in April; Bengals matched Patriots' offer and re-signed Braham on April 15 ... Started every game at LG, running total of consecutive starts to 32 since returning from 1995 season lost to ankle injury ... Missed only six offensive snaps all season, playing 994 of a possible 1000 ... Led team in coaches' ratings of pancake blocks (40) ... Graded "excellent" by coaches (90% or better) in eight of 16 games, second-most on line behind C Darrick Brilz ... Finished second on offense to Brilz in snaps played after leading offense in snaps in '96 ... Played key role as Ben-

(Rich Braham — cont'd)

gals averaged 433 yards offense per game over season's final four contests ... One of only seven Bengals to start every game ... Earned offensive Game Ball along with other members of offensive line for Dec. 4 game vs. Tennessee, when Corey Dillon rushed for 246 yards.

COLLEGE: Joined West Virginia as a walk-on, but persevered to earn second-team All-America honors as a senior ... Started 33 games at LT ... All-Big East as a senior, leading line that paved way for 13th-ranked offense in nation, averaging 463.9 yards per game ... Helped

lead WVU to 11-1 season, including Orange Bowl berth.

PERSONAL: Hometown is Morgantown, W.Va., where he attended University HS ... Second-team prep all-state in basketball ... Holds degree in finance from West Virginia ... Hobbies include basketball and racquetball ... Pronounces last name "BRAY-um."

RICH BRAHAM'S STATISTICS

GAMES-STARTS (47-44): **1994** (3-0), **1995** (0-0), **1996** (16-16), **1997** (16-16), **1998** (12-12).

TE-FB



STEVE BUSH

Ht: 6-3 Wt: 258

College: Arizona State

3rd year in NFL

1998 Games-Starts: 12-2; **Career Games-Starts:** 28-2

Contract status as of 7-5-99: One-year contract for 1999

Acquired: CFA '97

Born: 7-4-74

88

Rookie free agent signee from '97 continued to establish himself in NFL during '98 campaign ... Made his first two starts, notched first pass receptions and was long snapper for five games, replacing injured Greg Truitt ... His starts came at FB, as he subbed early in season for injured Brian Milne ... Missed the last four games with a cervical sprain, but was fully recovered for May '99 minicamp.

COACH FRANK VERDUCCI SAYS: "Steve can help us in a lot of different ways. He's a talented special teams performer, working in coverage or as a blocker on all the units, and he also can long snap. With the offense, he has played fullback as well as tight end, so he gives us a lot of flexibility. Going into his third season, I think he's gained a much deeper understanding of the offensive philosophy."

1998 PARTICIPATION: Started season's first two games, Sept. 6 vs. Tennessee and Sept. 13 at Detroit, playing FB in place of injured starter Brian Milne ... Also played in Games 3-12, returning to reserve TE role ... Developed neck soreness following Game 12, Nov. 29 vs. Jacksonville, and was on the inactive list for Games 13-16 after being diagnosed with a cervical sprain.

1998 HIGHLIGHTS: As lead blocker from the backfield, helped HB Corey Dillon to 168 rushing yards and a 4.7-yard average in Games 1-2, Sept. 6 vs. Tennessee and Sept. 13 at Detroit ... Had a pass reception in each of his games at FB, for 5 yards vs. Tennessee and for 8 yards at Detroit ... Season-long catch was 18 yards Nov.

22 vs. Baltimore, a play that aided Bengals FG drive ... Final catch of season was 8 yards Nov. 29 vs. Jacksonville ... Was team's primary long snapper for Games 6-10 while Greg Truitt was injured.

1997: Signed April 25 as rookie free agent ... In pre-season, had 2 catches for 17 yards, including 4-yarder for TD from Erik Wilhelm on Aug. 22 vs. Seattle ... In regular season, saw limited action with offense in Games 3, 4, 7 and 10 ... No receptions in regular season ... Played on special teams in every game, recording 8 tackles (all solo) ... Only player among Bengals' college free agents to play in every game ... Special teams starter on kickoff coverage, kickoff return and punt return units ... Ranked fifth on team with 237 special teams snaps ... Saw action as the team's long snapper when injuries sidelined Greg Truitt for parts of games Oct. 12 at Tennessee and Dec. 21 vs. Baltimore; all snaps were on target.

COLLEGE: Known as a key "blue-collar" team performer in Arizona State's unbeaten drive to the Pac-10 championship and Rose Bowl during his senior season of 1996 ... Had 3 catches for 41 yards vs. Ohio State in Rose Bowl.

PERSONAL: Hometown is Paradise Valley, Ariz. ... Off-season residence is Phoenix, Ariz. ... Attended Paradise Valley HS, where he earned three varsity letters each in football, basketball and baseball ... Accounting major at ASU ... Married (wife Teresa) ... Favorite hobby is golf ... Full name is Steven Jack Bush.

IKE: GO DEEP

Isaac Curtis had 20 games for the Bengals of 100 or more receiving yards, most in club history. Cris Collinsworth is second with 18, and Carl Pickens is third with 17.

STEVE BUSH'S STATISTICS

YEAR	TEAM	G-S	Receiving					Rushing					Scoring					
			NO	YDS	AVG	LG	TD	ATT	YDS	AVG	LG	TD	TD	TD-R	TD-P	TD-RI	2-PIC	PTS
1997	Cincinnati	16-0	0	0	—	—	0	—	—	—	—	—	—	—	—	—	—	—
1998	Cincinnati	12-2	4	39	9.8	18	0	—	—	—	—	—	—	—	—	—	—	—
CAREER		28-2	4	39	9.8	18	0	—	—	—	—	—	—	—	—	—	—	—

		Special Teams								Kickoff Returns					Punt Returns					
YEAR	TEAM	TKL	AST	TOT	FF	FR-YDS	BP	BFG	BXP	NO	YDS	AVG	LG	TD	NO	FC	YDS	AVG	LG	TD
1997	Cincinnati	8	0	8	0	0-0	0	0	0	—	—	—	—	—	—	—	—	—	—	—
1998	Cincinnati	5	0	5	0	0-0	0	0	0	—	—	—	—	—	—	—	—	—	—	—
CAREER		13	0	13	0	0-0	0	0	0	—	—	—	—	—	—	—	—	—	—	—

BUSH'S SINGLE-GAME HIGHS

RECEIVING — Receptions: 1 (4 times); most recently vs. Jax. 11-29-98; **Yards:** 18 vs. Balt. 11-22-98; **Long:** 18 vs. Balt. 11-22-98; **Touchdowns:** none.

PLAYERS



KI-JANA CARTER

Ht: 5-10 **Wt:** 222
College: Penn State
5th year in NFL

32

1998 Games-Starts: 1-0; **Career Games-Starts:** 32-13
Contract status as of 7-5-99: In fifth season of a seven-year deal
Acquired: D1 '95 (1st overall)
Born: 9-12-73

Top pick from 1995 NFL draft has had an injury-plagued career, but is expected to be at full speed for '99 training camp ... Played only in the season opener in '98, suffering season-ending wrist fracture in the Sept. 6 contest vs. Tennessee ... Having scored 16 TDs in his 32 NFL games, Carter can bring Bengals improved scoring punch in goal-line situations ... Still has the potential to far exceed his current rushing totals.

COACH JIM ANDERSON SAYS: "I think Ki-Jana has tremendous ability. The thing he has to shake is the injury bug. He's had some very bad fortune, but he's relatively a fresh player in the NFL, and all signs are that he's making a full recovery from the wrist injury last year. I expect him to come in and not only relieve Corey (Dillon), but complement Corey. We need to put Ki-Jana and Corey in the same backfield at times, and if we can do that in a consistent manner, we'll be in very good shape back there."

1998 RECAP: Opened season as No. 2 HB behind Corey Dillon ... Led team with 6 receptions (for 24 yards) on Sept. 6 vs. Tennessee, but suffered season-ending wrist fracture in fourth quarter after falling while attempting an off-balance reception ... Placed on Injured Reserve list on Sept. 7.

PREVIOUS SEASONS — 1995: Drafted by Bengals in first round (1st overall) ... Signed July 19 ... Slowed early in training camp by sore right Achilles tendon and missed first two preseason games ... Returned to practice at full speed Aug. 13 ... Had 3 carries Aug. 17 at Detroit, including 8-yard gain, but suffered torn ACL in

left knee on third carry ... Placed on Injured Reserve list Aug. 22 ... Had surgery Aug. 25 by Dr. James Andrews in Birmingham, Ala. ... To get Carter in '95 draft, Bengals traded up in round one for first time in franchise history; Cincinnati obtained No. 1 overall pick from Carolina for Nos. 5 & 36 picks. **1996:** Had season-high 63 rushing yards in victory Sept. 15 vs. New Orleans, including season-long 31-yard run for TD in 2nd quarter ... Scored 8 of his 9 TDs in the final 9 games (Bruce Coslet's term as head coach) ... Scored twice in Coslet's head coaching debut Oct. 27 vs. Jacksonville; one-yard TD run with 6:10 to play broke 14-14 tie in third quarter; four-yard TD run with 3:32 remaining extended lead to 28-14 in eventual 28-21 victory ... Scored on one-yard run in third quarter Nov. 3 at Baltimore as Bengals began comeback from a 21-3 halftime deficit to 24-21 win ... Scored twice in victory Nov. 10 vs. Pittsburgh, on one-yard run in 2nd quarter to tie score at 10-10, and on 12-yard reception with 6:39 remaining that put Bengals ahead to stay at 31-24 ... Had one-yard TD run Nov. 17 at Buffalo ... Had 9-yard TD run Dec. 15 at Houston, giving Bengals 21-6 lead ... Scored on one-yard run Dec. 22 vs. Indianapolis as Bengals took 17-10 lead in 2nd quarter ... Finished second among Bengals RBs with 22 receptions for 169 yards ... Season-high 5 catches Sept. 1 at St. Louis (for 22 yards) ... Long catch was 20 yards Sept. 8 at San Diego ... Started Games 1-4 ... In backup role behind Garrison Hearst for Games 5-16. **1997:** Diagnosed following Sept. 21 game at Denver with torn rotator cuff in left shoulder, but missed only one game, Sept. 28 vs. N.Y. Jets, before returning to action for remainder of season ... Following consultation with doctors, elected to rehab injury without surgery in

preparation for '98 season ... Led team with 76 rushing yards on 19 carries in season opener vs. Arizona, and scored fourth-quarter TDs on runs of 2 and 1 yards as Bengals rallied from 21-3 halftime deficit for 24-21 win ... Also had 40 yards on 2 pass receptions vs. Arizona, including season-long 35-yard receiving gain to help set up one of his rushing TDs ... Cited by coaches for superior blocking in Arizona game, and overall performance vs. Cardinals earned him the offensive Game Ball ... Rushed for career-high 104 yards on 13 carries Sept. 21 at Denver, snapping Bengals streak of 67 straight games without a 100-yard rusher ... His 79-yard TD run at Denver stands through 1998 as the fifth-longest rushing play in franchise history, and the longest since 12-5-71, when RB Essex Johnson ran for 86 at Cleveland ... Scored Bengals' first TD Oct. 5 at Jacksonville on 1-yard run in second quarter ... Led team with 63 rushing yards on 16 carries Oct. 19 vs. Pittsburgh, and added 26 yards on 3 receptions to also lead club in scrimmage yards with 89; had game's first score vs. Steelers on 6-yard run in first quarter ... Led team with 70 rushing yards on 17 carries Oct. 26 at Giants ... Scored touchdown in victory Nov. 23 vs. Jacksonville, on 1-yard run in the first quarter ... Scored on 1-yard run in third quarter Nov. 30 at Philadelphia ...

Started Games 1-3 and 5-10 ... In reserve role behind HB Corey Dillon for Games 11-16.

COLLEGE: Consensus first-team All-American in 1994, his final season at Penn State ... Bypassed final year of college eligibility to enter NFL draft ... Rushed for 1539 yards on 198 carries in '94, setting school records for season rushing average (7.8) & 100-yard games (9) ... Runner-up in '94 Heisman Trophy voting, and finalist for Doak Walker and Maxwell awards; voted Back of the Year by Touchdown Club of Washington, D.C. ... Capped stellar season with 156 yards on 21 carries and 3 TDs in Rose Bowl victory over Oregon ... Averaged 6.6 yards per carry in '93; first Penn State player to top 6.0 mark since Curt Warner in 1981 ... Averaged 6.3 yards rushing as a freshman in '92 ... Spent '91 season as a redshirt while recovering from minor knee surgery.

PERSONAL: Hometown is Westerville, Ohio, where he began his youth football career at age 10 on team nicknamed Bengals ... Senior prep All-American at Westerville South HS ... Earned three prep letters as a guard on varsity basketball team ... Full name is Kenneth Leonard Carter ... Ki-Jana (pronounced "KEE-john-uh") is a nickname; means "young man" in Swahili ... Marketing major at Penn State.

KI-JANA CARTER'S STATISTICS

YEAR	TEAM	G-S	Rushing					Receiving					Scoring					
			ATT	YDS	AVG	LG	TD	NO	YDS	AVG	LG	TD	TD	TD-R	TD-P	TD-R	2PtC	PTS
1995	Cincinnati	—	INJURED RESERVE					INJURED RESERVE					INJURED RESERVE					
1996	Cincinnati	16-4	91	264	2.9	31	8	22	169	7.7	20	1	9	8	1	0	0	54
1997	Cincinnati	15-9	128	464	3.6	79	7	21	157	7.5	35	0	7	7	0	0	0	42
1998	Cincinnati	1-0	2	4	2.0	4	0	6	25	4.2	8	0	0	0	0	0	0	0
CAREER		32-13	221	732	3.3	79	15	49	351	7.2	35	1	16	15	1	0	0	96

MISCELLANEOUS STATISTICS: 1 incomplete pass attempt in 1997; 1 kickoff return for 9 yards in 1997

— CARTER'S SINGLE-GAME HIGHS —

RUSHING — Attempts: 19 (twice); most recently vs. Ariz. 8-31-97; **Yards:** 104 at Den. 9-21-97; **Long:** 79 at Den. 9-21-97 (TD)

RECEIVING — Receptions: 6 vs. Tenn. 9-6-98; **Yards:** 40 vs. Ariz. 8-31-97; **Long:** 35 vs. Ariz. 8-31-97.

TOUCHDOWNS — Total: 2 (3 times); most recently vs. Ariz. 8-31-97; **Rushing:** 2 (twice); most recently vs. Ariz. 8-31-97; **Receiving:** 1 vs. Pitt. 11-10-95.

DOUBLING UP

Twice in Bengals history, a Cincinnati player has managed 100-plus yards both rushing and receiving on the same day.

Essex Johnson was the first, rushing for 121 yards on 21 carries and getting 116 yards on two receptions on Sept. 30, 1973 at San Diego. He stood alone in the category until Dec. 7, 1986, when **James Brooks** burned the Patriots at New England for 163 yards on 18 rushes and 101 yards on six receptions. Cincinnati won both games.

Bengals opponents also have managed double 100-yard performances twice, and Cincinnati lost both of those games.

On Nov. 23, 1976, Cleveland's **Greg Pruitt** had 121 yards on 17 rushes and 106 yards on seven receptions vs. Cincinnati at Cleveland Stadium. On Sept. 22, 1985, San Diego's **Lionel James** became the only NFL player to record dual 100s at Riverfront Stadium (now Cinergy Field). James had 127 yards on 12 rushes and 118 yards on 5 receptions.



JOHN COPELAND

Ht: 6-3 Wt: 280

College: Alabama

7th year in NFL

92

1998 Games-Starts: 5-0; Career Games-Starts: 75-70

Contract status as of 7-5-99: In second season of a five-year deal

Acquired: D1 '93 (5th overall)

Born: 9-20-70

A former first-round draft pick and a Bengals starter from 1993-97, Copeland is poised to give defense a big lift in '99 after missing most of '98 season due to injury... Playing time in '98 was limited to last 5 games... Saw action mostly as part of nickel front... Spent most of season on Physically Unable to Perform list, while recovering from ruptured left Achilles tendon suffered 4-15-98 during off-season workout... Quick, aggressive playmaker who led the line in tackles in '97.

COACH DICK LeBEAU SAYS: "It was a blow to us not to have John available at the start of last season, and we were a lot better when we did get him back on the field. His quickness stands out. He has a sudden charge that makes big plays and helps defenses get off the field. We're looking forward to having him back at full strength for the entire year."

1998 PARTICIPATION: On PUP list at start of regular season, and activated to 53-player roster on Nov. 17... On weekly inactive list for Game 11, Nov. 22 at Baltimore, and played in Games 12-16.

1998 HIGHLIGHTS: Had no tackles in first action of year, Nov. 29 vs. Jacksonville, but had a pressure against QB Mark Brunell on his first series of downs, leading to incompleteness and subsequent Jaguars punt... Had season's only interception by a Bengals defensive lineman on Dec. 6 vs. Buffalo, picking off Doug Flutie pass in fourth quarter with 3-yard return to Bills 24, setting up Bengals' final TD drive... Led line in solo tackles (4) on Dec. 13 at Indianapolis.

PREVIOUS SEASONS — 1993: Drafted by Bengals in 1st round (5th overall)... Signed Aug. 13... Led team in tackles for loss (8)... According to coaches' stats, also led defensive line in forced fumbles (3) and passes defended (4)... Showed knack for timing jumps to bat down passes... Missed two games, but played 77.2 percent of defensive snaps for the year, fourth-most on team and most of front seven... Had dominant game, including sack and forced fumble, vs. Jets Nov. 21, but suffered knee sprain... Came back from injury after missing two games, a week sooner than anticipated. **1994:** Started Games 1-9, but sidelined with sprained ankle during first quarter Nov. 6 at Seattle... Missed the next four games... Returned to starting lineup Dec. 11 at Giants, though he still was limping at the time... Credited in coaches' reports for a "gutsy" effort at Giants as he led line with 5 solo tackles... Led or tied for line lead in tackles in 5 of 11 games in which

he played all the way... Played 93.4% of defensive snaps (680 of 728) in his 11 games... Team-leading total of 9 tackles for loss was 4 more than next-best player... Played tackle in nickel defense... Best tackles day was 8 solos Oct. 30 vs. Dallas... Had 7 tackles (6 solo) and 6-yard sack Sept. 25 at Houston. **1995:** Led defense in sacks (9.0), in QB hurries (23), tackles for loss (8) and passes defended (3)... Led line with career-high 61 tackles (53 solo)... Had 6-yard sack, 4 hurries and batted pass in Sept. 3 win at Indianapolis... Led line with 7 tackles (5 solo) Sept. 17 at Seattle and had 2 sacks for 16 yards against QB Rick Mirer... Played in Seattle despite being bothered by low back pain... Had 8-yard sack on Dan Marino Oct. 1 vs. Miami, pushing Dolphins back to Bengals 18 and forcing field goal... Forced fumble Oct. 29 against Cleveland's Ernest Hunter, stopping drive at Bengals 15 and setting up Cincinnati FG drive... Had Bengals' only blocked FG of season, Nov. 26 at Jacksonville, preserving 7-7 halftime tie in eventual Cincinnati victory... Led defensive line with 93 special teams plays... Credited by coaches for "near-perfect" performance in Dec. 10 win vs. Chicago; led line with 6 tackles (all solo), had 4 hurries and 1 batted pass... Tied with Artie Smith for line lead with 2 forced fumbles... Cited by coaches for only 4 missed assignments in 1089 plays, lowest ratio on defensive unit... Second on team to FS Darryl Williams with 1089 scrimmage snaps; played 96.7% of defensive snaps (1089 of 1126). **1996:** Played only one preseason game due to hamstring pull, and aggravated injury midway through Game 1 at St. Louis... On inactive list for Games 2-3... Started Game 4 vs. Denver, but inactive again due to hamstring for Game 5 vs. Houston... Started in Games 6-16, but still slowed by hamstring through Game 8... Credited with 4 QB hurries in only 37 snaps before suffering hamstring injury Sept. 1 at St. Louis... Forced fumble against Terrell Davis on Sept. 29 vs. Denver, with Bengals' James Francis recovering to half Bronco drive at Cincinnati 4-yard line; also credited with half-sack, teaming with Tim Johnson to drop John Elway... Sacked Steve Young (6 yards) in 4th quarter Oct. 20 at S.F... Sacked Mark Brunell (6 yards) to halt drive in victory Oct. 27 vs. Jacksonville; also had 2 passes defended and 3 hurries... Had 5 tackles for loss, highest game total of season by a Bengal, among 8 total stops Nov. 17 at Buffalo... Had 4 solos (one for loss) and 3 hurries in Nov. 24 win vs. Atlanta... Had 3 solos and 2 hurries in victory Dec. 8 vs. Baltimore... Strong finish Dec. 22 vs. Indianapolis with 3 tackles (2 solo), 2 hurries and a half-sack. **1997:** Awarded defensive Game Ball for performance Aug. 31 vs. Arizona, when he led line with 3 tackles (2 solo) and recovered Larry Centers fumble at

(John Copeland — cont'd)

Bengals 37 with 1:10 to play, setting up winning TD drive in come-from-behind victory ... Led line with 5 tackles (3 solo) Sept. 28 vs. N.Y. Jets ... Had top performance of season in victory Nov. 2 vs. San Diego; credited with 2-yard sack on Stan Humphries to force punt in second quarter, and scored first career TD on 25-yard return of Humphries fumble later in second quarter to give Bengals 24-14 lead ... Also in San Diego game, led line with 3 tackles (2 solo), including 4-yard loss against Gary Brown, and was awarded defensive Game Ball ... Had 3-yard sack on Kelly Holcomb in fourth quarter of victory Nov. 9 at Indianapolis ... Led line with 13 tackles (6 solo) Nov. 16 at Pittsburgh, most total tackles by any Bengal in a game all season ... Had 4 solo tackles Nov. 30 at Philadelphia and moved past Kimo von Oelhoffen into season tackles lead among linemen ... Led line with 3 solos in Dec. 4 victory vs. Tennessee, helping key defensive effort that limited Oilers to 44 rushing yards and 19:21 possession time ... Led line with 4 tackles (3 solo) Dec. 14 vs. Dallas, and had 11-yard sack on Troy Aikman in second quarter, forcing punt that set up drive on which Bengals went ahead for good at 17-10 ... Started Games 1-7 and 9-16 ... On weekly inactive list for Game 8, Oct. 26 at N.Y. Giants,

with thigh bruise which had sidelined him in first quarter of Oct. 19 game vs. Pittsburgh ... Second to Dan Wilkinson among defensive linemen with 850 scrimmage snaps played ... Led defensive line in snaps played in Games 1, 3-5, 10-11 and 14-16.

COACH TIM KRUMRIE SAYS: "When we got John back last season, every time he came into the game, he did something productive. So we're anxious to get him back at 100 percent and playing every down. We only used him on passing downs late last year, just as a precaution against another injury. But he should be back at full speed this year, and that will make a big difference on our front line."

COLLEGE: Consensus All-American credentials at Alabama led to his being the first defensive lineman selected in NFL draft ... As Alabama senior, had 11.5 sacks, 65 tackles and 22 tackles for loss ... Spent freshman and sophomore seasons at Hinds (Miss.) JC.

PERSONAL: Born in Lanett, Ala. ... Attended Valley (Ala.) HS, lettering in football and basketball ... Hobbies include fishing and video games.

JOHN COPELAND'S STATISTICS

			Defense						Interceptions					Scoring					
YEAR	TEAM	G-S	TKL	AST	TOT	SKS-		FR-	NO	YDS	AVG	LG	TD	TD	Int	Rt	FRRt	S	PTS
						YDS	PD												
1993	Cincinnati	14-14	43	5	48	3-18	0	2	0-0	—	—	—	—	—	0	0	0	0	0
1994	Cincinnati	12-12	36	5	41	1-6	1	1	0-0	—	—	—	—	—	0	0	0	0	0
1995	Cincinnati	16-16	53	8	61	9-61	4	2	0-0	—	—	—	—	—	0	0	0	0	0
1996	Cincinnati	13-13	35	8	43	3-18.5	6	1	0-0	—	—	—	—	—	0	0	0	0	0
1997	Cincinnati	15-15	35	14	49	3-16	1	0	2-25	—	—	—	—	—	1	0	1	0	6
1998	Cincinnati	5-0	5	0	5	0-0	1	0	0-0	1	3	3.0	3	0	0	0	0	0	0
CAREER		75-70	207	40	247	19-119.5	13	6	2-25	1	3	3.0	3	0	1	0	1	0	6

		Special Teams							Kickoff Returns					Punt Returns					
YEAR	TEAM	TKL	AST	TOT	FF	FR-			NO	YDS	AVG	LG	TD	NO	FC	YDS	AVG	LG	TD
						YDS	BP	BFG											
1995	Cincinnati	0	0	0	0	0-0	0	1	0	—	—	—	—	—	—	—	—	—	—
CAREER		0	0	0	0	0-0	0	1	0	—	—	—	—	—	—	—	—	—	—

P**BRAD COSTELLO****Ht:** 6-1 **Wt:** 230**College:** Boston University**1st year in NFL*****1998 Games:** 3; **Career Games:** 3**Contract status as of 7-5-99:** In second season of a four-year deal**Acquired:** FA '98**Born:** 12-12-74**6**

Powerful young prospect heads into '99 with inside track for punter's job ... Saw first NFL action late in '98 season, and launched a club-record 73-yard punt in his first game ... Believed to be the first kicker in NFL history to average more than 50 yards per punt (51.5) in his first game ... Also handled kickoffs ... Last player from the discontinued Boston Univ. football program to enter the NFL.

COACH AL ROBERTS SAYS: "Brad has a very strong leg and can be a wonderful kicker in this league. We think it usually takes a rookie punter 12 to 18 months before he's fully ready to kick in the NFL, and Brad's right on schedule going into his second season. What you're looking for is a big, strong kid who can be consistent, and they're hard to find, but we think we've got one in Brad."

1998 PARTICIPATION: Signed April 23 as a rookie free agent ... Waived Aug. 25 ... Signed Nov. 11 to Bengals practice squad ... Signed Dec. 7 to Bengals 53-player roster ... Played in Games 14-16.

1998 HIGHLIGHTS: Made NFL debut Dec. 13 at Indianapolis, where his team-record 73-yard punt came late in third quarter as Bengals faced fourth down at their 27-yard line ... Record kick nearly went 72 yards and downed at the Colts 1-yard line, but ball just trickled into end zone for a touchback ... Averaged 51.5 yards on 4 kicks at Indianapolis, and research indicates Costello is the first punter in NFL history to average more than 50 yards in his first game ... Also had a 60-yard punt Dec. 20 at Pittsburgh and a 52-yarder Dec. 27 vs. Tampa Bay ... Averaged 49.5 yards on 10 punts, with no inside-20 kicks and 3 touchbacks.

COLLEGE: At Boston University, was Atlantic 10 punting champion in 1996 and '97 ... Averaged 44.4 yards per kick in '97 (73-3239), ranking third overall in Division I-AA and setting school records for average and total yards ... Finished career as BU's all-time leader with 42.3-yard average (194-8206) ... Began college career at Michigan State, transferring to BU after freshman year.

PERSONAL: Hometown is Moorestown, N.J. ... Attended Holy Cross HS in Deltran, N.J. ... Was enrolled in the Metropolitan College at BU.

* — Costello did not earn an accrued year of experience toward NFL free agency in 1998 because he was not on the 53-player roster, the Injured Reserve list or the PUP list for the required minimum of six games. He is designated a first-year player in 1999.

BRAD COSTELLO'S STATISTICS

			Punting								Special Teams							
YEAR	TEAM	G	NO	YDS	AVG	NET	TB	IN-20	LG	BLK	TKL	AST	TOT	FF	FR-YDS	BP	BFG	BXP
1998	Cincinnati	3	10	495	49.5	32.7	3	0	73	1	2	0	2	0	0-0	0	0	0
CAREER		3	10	495	49.5	32.7	3	0	73	1	2	0	2	0	0-0	0	0	0

YEAR	TEAM	Passing								Rushing				
		ATT	CMP	YDS	TD	INT	LG	SKD-YDS	RAT	ATT	YDS	AVG	LG	TD
1998	Cincinnati	—	—	—	—	—	—	—	—	1	0	0.0	0	0
CAREER		—	—	—	—	—	—	—	—	1	0	0.0	0	0

— COSTELLO'S SINGLE-GAME HIGHS —

PUNTING — Most Punts: 4 at Ind. 12-13-98; **Most Punting Yards:** 206 at Ind. 12-13-98; **Long Punt:** 73 yds. at Ind. 12-13-98; **Most Inside-20 Punts:** none; **Blocked Punts:** 1 vs. T.B. 12-27-98.

— COSTELLO'S 1998 GAME-BY-GAME PUNTING —

OPPONENT	NO	YDS	AVG	NET	TB	IN-20	LG	BLK
Waived, Aug. 25								
TENNESSEE								
at Detroit								
GREEN BAY								
at Baltimore								
—BYE—								
PITTSBURGH								
at Tennessee								
at Oakland								
DENVER								
at Jacksonville								
Signed to practice squad, Nov. 11								
at Minnesota								
BALTIMORE								
JACKSONVILLE								
BUFFALO								
Signed to 53-player roster, Dec. 7								
at Indianapolis	4	206	51.5	33.8	1	0	73	0
at Pittsburgh	3	146	48.7	34.0	1	0	60	0
Tampa Bay	3	143	47.7	30.8	1	0	52	1
TOTALS	10	495	49.5	32.7	3	0	73	1



CANUTE CURTIS

Ht: 6-2 Wt: 256

College: West Virginia

3rd year in NFL

1998 Games-Starts: 5-0 Career Games-Starts: 8-0

Contract status as of 7-5-99: In final season of a two-year deal

Acquired: FA '98

Born: 8-4-74

98

Powerful player who left West Virginia as school's all-time sacks leader, Curtis seeks first full-season roster berth after spending portions of first two seasons on Bengals practice squad ... Opened '98 campaign on practice squad, but was promoted to 53-player roster for season's final seven weeks, seeing action in five games ... Showed potential to become a special teams mainstay, as his five special teams tackles led the team during his five games on active status.

COACH MARK DUFFNER SAYS: "Canute is a powerful player whose strength has been his play at the point of attack. He's been an outside 'backer, but we want to look at him inside during training camp to see if he can increase his versatility to the defense. He was an excellent pass rusher in college, and we're looking to see him continue developing his potential there."

1998 RECAP: Played in all four Bengals preseason games, with 3 solo tackles ... Waived Aug. 30, and signed Aug. 31 to Bengals practice squad ... On practice squad for Games 1-9, and signed to Bengals' 53-player roster Nov. 10 ... Played in Games 10-14, and on weekly inactive list for Games 15-16 ... Had 2 special teams tackles on Nov. 15 at Minnesota and Nov. 29 vs. Jacksonville, tying for team lead in each game ... Had 1 solo tackle on defense Nov. 29 vs. Jacksonville and 1 assisted tackle on defense Dec. 13 at Indianapolis.

1997: Drafted by Bengals in sixth round (176th overall) ... Signed July 11 ... Played in all four preseason games and had 9 tackles (8 solo) with a 7-yard sack and a forced fumble ... Waived in final cuts Aug. 24, and signed Aug. 26 to Bengals practice squad ... On practice squad for Games 1-7 ... Signed Oct. 21 to 53-player roster ... Played in Games 8 and 15-16 ... On weekly inactive list for Games 9-14 ... Credited with 2 solo tackles and 1 special teams tackle in NFL debut Oct. 26 at N.Y. Giants ... Had 2 special teams tackles in victory Dec. 14 vs. Dallas.

COLLEGE: Hard-charging LB from Amityville, N.Y., was a true version of the "Amityville Horror" for Big East QBs, shattering West Virginia school record with 34.5 sacks, breaking mark of 22.0 formerly held by Renaldo Turnbull ... Ranked second in the nation as a senior with a school-record 16.5 sacks for minus-121 yards, and was an All-American selection by *Football News* ... Semifinalist as a senior for Dick Butkus Award, given to nation's top college LB, and was a finalist for *Football News* Defensive Player of the Year ... Ranked third in WVU history with 26 tackles for loss.

PERSONAL: Hometown is Amityville, N.Y. ... Attended Farmingdale HS ... Off-season residence is Cincinnati ... Married (wife LaToya) ... Physical education major at West Virginia ... Favorite hobby is PlayStation video games ... First name is pronounced "kuh-NOOT."

CANUTE CURTIS' STATISTICS

		Defense							Interceptions					Scoring					
YEAR	TEAM	G-S	TKL	AST	TOT	SKS-YDS	PD	FF	FR-YDS	NO	YDS	AVG	LG	TD	TD	Int	FR	S	PTS
1997	Cincinnati	3-0	2	0	2	0-0	0	0	0-0	—	—	—	—	—	—	—	—	—	—
1998	Cincinnati	5-0	1	1	2	0-0	0	0	0-0	—	—	—	—	—	—	—	—	—	—
CAREER		8-0	3	1	4	0-0	0	0	0-0	—	—	—	—	—	—	—	—	—	—

		Special Teams							Kickoff Returns					Punt Returns						
YEAR	TEAM	TKL	AST	TOT	FF	YDS	BP	BFG	BXP	NO	YDS	AVG	LG	TD	NO	FC	YDS	AVG	LG	TD
1997	Cincinnati	3	0	3	0	0-0	0	0	0	—	—	—	—	—	—	—	—	—	—	—
1998	Cincinnati	5	0	5	0	0-0	0	0	0	—	—	—	—	—	—	—	—	—	—	—
CAREER		8	0	8	0	0-0	0	0	0	—	—	—	—	—	—	—	—	—	—	—



BRIAN DeMARCO

Ht: 6-7 Wt: 323

College: Michigan State

5th year in NFL

1998 Games-Starts: 16-9 (Jax.); Career Games-Starts: 56-39

Contract status as of 7-5-99: In first season of a three-year deal

Acquired: UFA (Jax.) '99

Born: 4-9-72

73

Versatile veteran whose resume includes five postseason starts, DeMarco left Jacksonville to join Bengals as an unrestricted free agent on 4-2-99 ... Listed as starting RG on post minicamp depth chart, and also has considerable pro experience at RT ... Standout run blocker who helped Jaguars to a No. 5 NFL ranking in '98 ... Has the size and strength to handle one-on-one assignments against top defensive linemen.

COACH PAUL ALEXANDER SAYS: "I'm looking for the five toughest son-of-a-guns to start on our line this year, and Brian is a great addition to the kind of competition I want to see. He's big, he's physical, and he brings us a winning attitude with experience in some big games."

1998: Started Games 1-5, 13-16 and both Jaguars playoff games ... In reserve role for Games 6-12 ... Opened season Sept. 6 at Chicago as starting RG and held that role through Oct. 12 game vs. Miami ... Opened in reserve role for seventh straight game on Nov. 29 at Bengals, but played final three quarters at RG after injury to LT Tony Boselli caused line shuffle ... Started and played entire game at RG as Jaguars rushed for season-best 205 yards in victory Dec. 6 at Detroit ... Started at RT on Dec. 13, replacing injured Leon Searcy, marking his first start at tackle since starting every game at RT as a rookie in 1995 ... Returned to starting RG role Dec. 20 at Minnesota, though he played some RT in place of Searcy ... Started at RG in Dec. 28 season finale vs. Pittsburgh, but moved to RT in 2nd quarter when Searcy was sidelined with sprained knee ... Started and played the entire game at RG in both of Jacksonville's playoff contests, 1-3-99 vs. New England and 1-10-99 at N.Y. Jets.

PREVIOUS SEASONS — 1995: Drafted by Jacksonville in 2nd round (40th overall) ... Started every game at RT, and remained through 1998 as the only rookie in Jaguars history to start every game in a season ... Tangled with All-Pro Reggie White in only his fourth pro game, Sept. 24 vs. Green Bay. **1996:** Moved to RG after Jaguars signed free agent Leon Searcy for RT position ... Started

Games 1-9, and missed a start for the first time in his career when sprained right knee during practice week sidelined him Nov. 10 vs. Baltimore ... Sat out six of the season's final seven games, but saw action in all three Jaguars playoff games. **1997:** Opened season in reserve role for Games 1-9, and started Games 10-14 at RG after injury to Rich Tylski ... Made first start of season Nov. 9 vs. Kansas City, and earned Game Ball along with the rest of the offensive line after balanced 332-yard effort in 24-10 victory ... Inactive for final two regular-season games and Wild Card playoff game due to sprained ankle suffered in practice Dec. 12.

DeMARCO ON JOINING THE BENGALS: "I think the Bengals are looking up. The new stadium's going up next year, and I love the fact I'm going to be blocking for Corey Dillon. He's a fantastic running back."

COLLEGE: Starting RT when healthy for his final three seasons at Michigan State ... Redshirted as a freshman in 1990 and began career in 1991 ... First-team coaches' All-Big Ten selection as a senior in 1994.

PERSONAL: Hometown is Lorain, Ohio ... Attended Admiral King HS, where he was a Parade All-American and selected Ohio's Division I Lineman of the Year as a senior ... Has been a frequent speaker at churches and elementary schools, and served as celebrity chairman for the Ronald McDonald House Golf Classic in Jacksonville in 1997 ... Along with his family, was a special guest of President Clinton in Daytona Beach in 1997 as a result of his involvement with Florida's statewide "Don't Drop the Ball" child-support campaign ... Married (wife Vanessa) with sons Vincent, 7, Zakery, 5, and daughter Sophia, 2 ... Full name is Brian Thomas DeMarco.

BRIAN DeMARCO'S STATISTICS

GAMES-STARTS (56-39): 1995 (16-16 Jax.), 1996 (10-9 Jax.), 1997 (14-5 Jax.), 1998 (16-9 Jax.).

POSTSEASON GAMES-STARTS (5-2): 1996 (3-0 Jax.), 1997 (inactive Jax.), 1998 (2-2 Jax.).

PASSING SCORES

The 1998 season marked the first time in Bengals history that four different quarterbacks threw one or more touchdown passes. Neil O'Donnell had 15, Jeff Blake 3, and Paul Justin and Eric Kresser 1 each.

Only once previously, in 1985, did the Bengals have as many as four players throw a TD pass, and one of the players in '85 was RB James Brooks (1). QBs throwing for TDs in '85 were Boomer Esiason (27), Ken Anderson (2) and Turk Schonert (1).



COREY DILLON

Ht: 6-1 Wt: 225
 College: Washington
 3rd year in NFL

28

1998 Games-Starts: 15-15; Career Games-Starts: 31-22
 Contract status as of 7-5-99: In final season of a three-year deal
 Acquired: D2 '97 (43rd overall)
 Born: 10-24-75

A runner whose punishing style invites comparisons to the great Jim Brown, Dillon will bid this season to become the 11th player to rush for 1000 or more yards in each of his first three NFL seasons ... Had third-most rushing yards (1130) in team history in '98, topping by a nose the 1129 he had gained as a rookie ... Is one of 16 players to top 1000 rushing in first two NFL seasons ... Became first back in Bengals history to reach 2000 career yards in his second season ... Was on pace for 10 weeks to set team season records for rushing yards and attempts, but was held to an average of 35.4 yards over final four games as injuries cut his playing time ... Played through a series of injuries before lower back bruise caused him to miss his first game as a pro on Dec. 20 at Pittsburgh ... Led RBs in receiving with 28 for 178 yards.

COACH JIM ANDERSON SAYS: "Corey commands the respect of the defensive players he goes up against every Sunday. They realize he's a force to be reckoned with. He's a physical player, but he can also make you miss. He can block, and he made great strides last year in becoming a threat as a receiver. He can do all the things you want. He just has to keep growing and maturing, and I think he learned a lot last year. He didn't surprise people like he did as a rookie, but he still had a consistently productive season."

1998 PARTICIPATION: Started Games 1-14 and 16 ... Led RB corps with 610 snaps played, 62.3% of offensive total ... Missed a portion of playing time, but returned to finish game, due to twisted right knee Sept. 13 at Detroit ... Also returned to action after missing time with a left hip pointer Nov. 15 at Minnesota ... Left game in third quarter and did not return due to sprained left big toe suffered Nov. 22 vs. Baltimore ... Missed most of first half and most of fourth quarter on Dec. 13 at Indianapolis, due to lower back bruise ... On weekly inactive list for Game 15, Dec. 20 at Pittsburgh, due to lower back bruise.

GOING UP: Dillon in '98 pushed his rushing total for his brief career to 2259 yards, most in a two-season span by any Bengal. Second-most is James Brooks with 2243 yards over 1989 and '90. Dillon moved into the No. 10 spot on the team's all-time rushing list, and with 812 yards in 1999, he would rise to fourth place. Going up the ladder, Dillon needs 183 yards to pass No. 9 Paul Robinson (2441), 324 yards to pass No. 8 Larry Kinnebrew (2582), 387 yards to pass No. 7 Charles Alexander (2645), 550 yards to pass No. 6 Archie Griffin (2808), 720 yards to pass No. 5 Boobie Clark (2978), and 812 yards to pass No. 4 Essex Johnson (3070). Dillon would need 1468

yards this season to pass No. 3 Harold Green (3727). The all-time Bengals rushing leader is James Brooks (6447), and the runner-up all-time is Pete Johnson (5421).

OTHER 1998 HIGHLIGHTS: Became second player in Bengals history to rush for 1000-plus yards in consecutive seasons; joined James Brooks, who ran for team-record 1239 yards in '89 and added 1004 in '90 ... Dillon's 262 carries were third-most in team history, behind Pete Johnson's 274 in 1981 and Harold Green's 265 in '92 ... Had four 100-yard rushing games for second straight season, topped by 124 yards on 14 carries Oct. 18 at Tennessee ... Season-long run was 66 yards in third quarter Oct. 18 at Tennessee, and he scored on 12-yard run in third quarter of that game ... Season-long scoring run was 18 yards in third quarter Sept. 13 at Detroit; TD tied score at 21-21 in game Bengals went on to win by 34-28 in OT ... Also scored rushing TDs of 3 yards Sept. 6 vs. Tennessee and 3 yards Dec. 6 vs. Buffalo ... Had first career TD pass reception Oct. 25 at Oakland, scoring on 17-yard toss from QB Neil O'Donnell ... Rushed for 110 yards on 35 carries Nov. 1 vs. Denver, posting second-most carries of career ... Passed 1000-yard mark for the season in Game 13, Dec. 6 vs. Buffalo, gaining 43 yards to finish day at 1031 ... Led team with career-high 6 pass receptions Nov. 8 at Jacksonville ... Had season-high 44 receiving yards (on 4 catches) Nov. 29 vs. Jacksonville ... Had career-long 41-yard reception from QB Paul Justin on Dec. 27 vs. Tampa Bay.

DILLON ON HIS SOPHOMORE SEASON: "I knew in my heart and mind it would be a tough challenge. Defenses refuse to let a second-year guy run wild. When you see an eight-man front, it's not nice. But I saw that they were thinking of me, and I took that as a little bit of a compliment."

MOVE OVER, JIM BROWN: Dillon's highlight among highlights in his rookie season of 1997 came Dec. 4 vs. Tennessee in a Thursday night Bengals victory seen by a national ESPN audience. He rushed for 246 yards on 39 carries, breaking the NFL rookie record of 237 set by Cleveland's Jim Brown against the L.A. Rams in 1957. It was the fifth-highest total by any player in league history, just 29 yards shy of Walter Payton's all-time mark of 275, and was the highest by any player in 19 years, since O.J. Simpson gained 273 in 1978. The performance easily set a new Bengals mark for rushing yards in a game, topping the standard of 201 established by James Brooks in 1990. Dillon broke Pete Johnson's former team record of 38 carries in a game, and he became the first Bengal to score

4 rushing TDs in a game (runs of 2, 31, 1 and 2 yards). He had 30 receiving yards, and his scrimmage total of 276 surpassed a 1986 record set by Brooks, who totaled 264 yards vs. New England (163 rush, 101 receiving).

OTHER 1997 HIGHLIGHTS: Season rushing total of 1129 broke the Bengals' rookie record of 1066 set by Ickey Woods in 1988 ... Named AFC Rookie of the Year in peer voting conducted by NFL Players Association ... Only NFL rookie to top 1000-yard rushing mark for the season ... Led Bengals RBs in receiving yards (259), and his 1388 total yards from scrimmage was most since '89, when Brooks had 1545 ... Finished sixth in rushing in AFC, but his per-carry average of 4.85 yards was higher than the five players who had more total yards ... Rushed for 100 or more yards three weeks in a row (Games 13-15), becoming the first Bengal to record three straight since Pete Johnson in Games 13-15 of the '80 season ... Scored 10 of Cincinnati's NFL-leading 23 rushing TDs, the most rushing scores by one player since Ickey Woods' team-record 15 in '88 ... Fell one yard short of posting seven straight games of 100-plus combined yards (rushing and receiving); the only time he was under 100 during Games 9-15 was Nov. 16 at Pittsburgh, when he totaled 99 (78 rushing, 21 receiving) ... Tied team record for total TDs in a game with his 4 rushing scores Dec. 4 vs. Tennessee, equalling Larry Kinnebrew's 3 rushing and 1 receiving from 10-28-84 at Houston ... Earned AFC Offensive Player of the Week honors for his performance vs. Tennessee ... Awarded offensive Game Ball by coaches twice, for record-breaking performance vs. Tennessee and for 123-yard rushing game Nov. 2 vs. San Diego, his first 100-yarder as a pro ... Five of Dillon's 10 TDs came on runs of 20 or more yards ... Longest TD run was 71 yards Nov. 2 vs. San Diego; also had TD runs of 46 at Indianapolis, 39 vs. Jacksonville, 31 vs. Tennessee and 21 at Tennessee ... Missed by 3 yards tying Bengals record of five 100-yard rushing games in a season; had four 100-yard games,

plus 97-yarder at Indianapolis ... Used as kickoff returner early in season, and averaged 30.3 yards on 6 attempts.

OT WILLIE ANDERSON SAYS: "Corey's mentality is, 'If you're not out of the way, I'm going to run over you.' His two or three-yard gains are so powerful that when he gets into the secondary, defensive backs are remembering the last time he ran on them. They're saying, 'I can't tackle him by myself. I need some help.'"

COLLEGE: Played at Washington only in 1996, designated as a junior, and departed with a remarkable list of school season records — rushing yards (1555), attempts (271), TDs (23), rushing TDs (22), all-purpose yards (2185) and scoring (138) ... Posted multiple records despite starting only 8 of 11 games, as he was backup to Rashaan Shehee until Shehee was sidelined with ankle injury in Game 3 ... In Holiday Bowl vs. Colorado, rushed for 140 yards and added 2 more TDs to his regular-season total of 23 ... Scored 5 TDs in 41-21 conquest of UCLA, earning *Sports Illustrated* National Player of the Week honors as he rushed for 145 yards and added 53 yards in receptions ... Played JC ball at Dixie College in St. George, Utah, in 1995, and was chosen JC Offensive Back of the Year by *College Sports* magazine after rushing 279 times for 1899 yards and 20 TDs ... In 1994, rushed for 1165 yards and 16 TDs at Garden City (Kan.) JC.

PERSONAL: Hometown and off-season residence is Seattle, Wash. ... Played at Franklin HS, where he won All-State honors in football and also was named All-Metro Player of the Year ... Also earned All-Metro honors in baseball ... Senior year in high school was 1992-93 ... Sat out 1993 football season before enrolling at Garden City JC for '94 season ... Physical education major at Washington ... Selected by San Diego Padres in 1993 free agent baseball draft ... Has a daughter, Cameron.

COREY DILLON'S STATISTICS

			Rushing					Receiving					Scoring								
YEAR	TEAM	G-S	ATT	YDS	AVG	LG	TD	NO	YDS	AVG	LG	TD	TD	TD-R	TD-P	TD-R	2-PIC	PTS			
1997	Cincinnati	16-7	233	1129	4.8	71	10	27	259	9.6	28	0	10	10	0	0	0	60			
1998	Cincinnati	15-15	262	1130	4.3	66	4	28	178	6.4	41	1	5	4	1	0	0	30			
CAREER		31-22	495	2259	4.6	71	14	55	437	7.9	41	1	15	14	1	0	0	90			
			Special Teams					Kickoff Returns					Punt Returns								
YEAR	TEAM		TKL	AST	TOT	FF	YDS	BP	BFG	BXP	NO	YDS	AVG	LG	TD	NO	FC	YDS	AVG	LG	TD
1997	Cincinnati		—	—	—	—	—	—	—	—	6	182	30.3	58	0	—	—	—	—	—	—
1998	Cincinnati		—	—	—	—	—	—	—	—	0	0	—	—	0	—	—	—	—	—	—
CAREER			—	—	—	—	—	—	—	—	6	182	30.3	58	0	—	—	—	—	—	—

MISCELLANEOUS STATISTICS: Sacked one time for a 4-yard loss in 1998.

DILLON'S SINGLE-GAME HIGHS

RUSHING — Attempts: 39 vs. Tenn. 12-4-97; **Yards:** 246 vs. Tenn. 12-4-97; **Long:** 71 vs. S.D. 11-2-97 (TD).

RECEIVING — Receptions: 6 at Jax. 11-8-98; **Yards:** 51 vs. T.B. 12-27-98; **Long:** 41 vs. T.B. 12-27-98.

KICKOFF RETURNS — Returns: 3 at Balt. 9-7-97; **Yards:** 88 at Balt. 9-7-97; **Long:** 58 at Balt. 9-7-97.

TOUCHDOWNS — Total: 4 vs. Tenn. 12-4-97; **Rushing:** 4 vs. Tenn. 12-4-97; **Receiving:** 1 at Oak. 10-25-98; **Kickoff Returns:** None.

(continued)

— DILLON'S CAREER GAME-BY-GAME STATISTICS —

OPPONENT	Rushing					Receiving				
	ATT	YDS	AVG	LG	TD	NO	YDS	AVG	LG	TD
1997										
ARIZONA	0	0	—	—	0	0	0	0	—	0
at Baltimore	0	0	—	—	0	0	0	—	—	0
—BYE—										
at Denver	5	58	11.6	28	0	4	30	7.5	10	0
N.Y. JETS	9	48	5.3	12	0	2	30	15.0	22	0
at Jacksonville	7	35	5.0	14	0	1	9	9.0	9	0
at Tennessee	8	39	4.9	21-T	1	1	10	10.0	10	0
PITTSBURGH	5	8	1.6	5	0	1	12	12.0	12	0
at N.Y. Giants	5	8	1.6	4	1	1	21	21.0	21	0
SAN DIEGO	19	123	6.5	71-T	1	1	4	4.0	4	0
at Indianapolis	22	97	4.4	46-T	1	1	5	5.0	5	0
at Pittsburgh	19	78	4.1	22	0	1	21	21.0	21	0
JACKSONVILLE	26	88	3.4	16	1	5	48	9.6	16	0
at Philadelphia	19	114	6.0	37	0	2	17	8.5	11	0
TENNESSEE	39	246	6.3	59	4	2	30	15.0	28	0
DALLAS	26	127	4.9	14-T	1	2	7	3.5	4	0
BALTIMORE	24	60	2.5	15	0	3	15	5.0	6	0
1998										
TENNESSEE	19	91	4.8	19	1	1	3	3.0	3	0
at Detroit	17	77	4.5	23	1	1	-1	-1.0	-1	0
GREEN BAY	16	28	1.8	8	0	0	0	—	—	0
at Baltimore	25	116	4.6	14	0	2	6	3.0	6	0
—BYE—										
PITTSBURGH	23	99	4.3	15	0	0	0	—	—	0
at Tennessee	14	124	8.9	66	1	1	2	2.0	2	0
at Oakland	13	59	4.5	16	0	3	25	8.3	17-T	1
DENVER	35	110	3.1	27	0	1	5	5.0	5	0
at Jacksonville	16	76	4.8	17	0	6	27	4.5	6	0
at Minnesota	21	66	3.1	12	0	3	14	4.7	6	0
BALTIMORE	13	35	2.7	7	0	0	0	—	—	0
JACKSONVILLE	16	107	6.7	61	0	4	44	11.0	22	0
BUFFALO	11	43	3.9	9	1	3	2	0.7	5	0
at Indianapolis	9	29	3.2	14	0	0	0	—	—	0
at Pittsburgh		INACTIVE					INACTIVE			
TAMPA BAY	14	70	5.0	13	0	3	51	17.0	41	0
TOTALS	495	2259	4.6	71-T	14	55	437	7.9	41	1

1000 TIMES 9

In 1998, **Corey Dillon** posted the ninth 1000-yard rushing season in Bengals history. Here's an overview of those nine ground-gobbling performances:

Rusher	Year	Yds.	Avg.	Comment
James Brooks	1989	1239	5.6	Avg. is franchise-best
Harold Green	1992	1170	4.4	Led team with 41 catches
Corey Dillon	1998	1130	4.3	Led team by 887 yards
Corey Dillon	1997	1129	4.8	Bengals rookie record
James Brooks	1986	1087	5.3	Also 686 yards receiving
Pete Johnson	1981	1077	3.9	Record 274 carries
Ickey Woods	1988	1066	5.3	'Shuffled' into Super Bowl
Paul Robinson	1968	1023	4.3	Record stood for 13 years
James Brooks	1990	1004	5.1	Also 706 yards receiving



MIKE DOUGHTY

Ht: 6-7 **Wt:** 315
College: Notre Dame
1st year in NFL*

76

1998 Games-Starts: 0-0; **Career Games-Starts:** 0-0
Contract status as of 7-5-99: In first season of a two-year deal
Acquired: FA '98
Born: 2-18-75

Massive tackle who was a mainstay in Notre Dame offense, Doughty seeks first NFL playing time in '99 after spending last season on Bengals practice squad ... Signed as rookie free agent, he finished '98 on Reserve/Injured Practice Squad Player list after suffering knee injury in practice ... Passed his end-of-season physical and cleared for all 1999 activities.

COACH PAUL ALEXANDER SAYS: "Mike is a huge guy with very strong hands that are a big asset to him. He still has a lot of development ahead of him, particularly since he was hurt the second half of last year. But in our off-season program, he showed the most improvement of any offensive lineman."

1998 RECAP: Signed with Bengals on April 20 as rookie free agent ... Played in all four preseason games ... Waived Aug. 30, and signed Aug. 31 to Bengals practice squad ... On practice squad for Games 1-8, but suffered sprained ligament (MCL) in left knee in practice on Oct. 29; placed Nov. 5 on Injured Practice Squad Players list.

COLLEGE: Finished Notre Dame career with 28 consecutive starts ... Led the team in minutes played in 1997 senior season, and was one of five players to start every game, including Independence Bowl win over LSU ... Named a first-team preseason All-American for '97 by *The Sporting News* ... Started college career in 1993, but did not play that season and was granted '97 eligibility as a fifth-year player.

PERSONAL: Born in Edina, Minn., and grew up in Lakeville, Minn., where he helped lead Lakeville HS to a state football championship as a senior ... Graduated from Notre Dame in May '97 with degree in sociology, and took graduate courses in '97-'98 school year ... Full name is Mike Zebulon Doughty ... Last name is pronounced "DOW-tee."

* — Doughty did not earn an accrued year of experience toward NFL free agency in 1998 because he was not on the 53-player roster, the Injured Reserve list or the PUP list for the required minimum of six games. He is designated a first-year player in 1999.

PLAYERS



STEVE FOLEY

Ht: 6-3 **Wt:** 260
College: Northeast Louisiana
2nd year in NFL

95

1998 Games-Starts: 10-1; **Career Games-Starts:** 10-1
Contract status as of 7-5-99: In second season of a four-year deal
Acquired: D3a '98 (75th overall)
Born: 9-9-75

Outstanding physical specimen with an enthusiastic attitude, Foley has breakout year potential in second pro season ... Nation's leading sack artist (18.5) in 1997 as a college end at Northeast Louisiana, he made a promising transition in '98 while changing positions as well as making the jump from a mid-major college program to the NFL ... Limited to 10 games due to injuries, but notched 2 sacks and was active on special teams.

COACH MARK DUFFNER SAYS: "I have high expectations of Steve Foley. He's a real explosive athlete who could bring a lot to our defense as a pass rusher and as a run-stopper. He'll play outside linebacker, and we just want to keep him healthy. He was just getting into a productive mode last year when he had an ankle sprain that set back his development a little bit."

1998 PARTICIPATION: Drafted by Bengals in third round (75th overall) ... Played in all four preseason games,

with 8 tackles (6 solo), a sack and a forced fumble ... Played in regular season in Games 1-7, 9 and 15-16, including first NFL start in Game 7, Nov. 8 at Jacksonville, subbing for injured James Francis ... On weekly inactive list for Game 8 due to back soreness ... On inactive list for Games 10-14 due to left ankle sprain.

1998 HIGHLIGHTS: Had 1 solo tackle in NFL debut Sept. 6 vs. Tennessee ... Sacked Scott Mitchell for 10-yard loss in fourth quarter of victory Sept. 13 at Detroit, forcing a Lions punt which Damon Gibson returned 65 yards for TD and 28-21 Cincinnati lead ... Had season-high 3 solo tackles Oct. 18 at Tennessee ... Had 2 solo tackles subbing for James Francis in starting assignment at LOLB on Nov. 8 at Jacksonville, and added an 8-yard sack on Mark Brunell in first quarter, overpowering blocking back Fred Taylor ... Tied his season high for total tackles with 3 (2 solo) in victory Dec. 20 at Pittsburgh, returning to action after five weeks on inactive list due to ankle

(Steve Foley — cont'd)

sprain ... Closed season with 2 solo tackles Dec. 27 vs. Tampa Bay ... Tied for team lead in preseason with 2 solo special teams tackles ... Had 8 tackles (6 solo) in preseason with 1 sack.

COACH AL ROBERTS SAYS: "Foley is a go-getter, a playmaker. He's got good size and a wealth of natural ability. I'm going to count on him to make a lot of good things happen for us on special teams this year."

COLLEGE: Primarily a defensive end at Northeast Louisiana, Foley played many of his best games in NLU's

marquee matchups against Southeastern Conference competition ... As a senior, dropped QBs for 134 yards in losses with his 18.5 sacks, pushing his career yardage-lost total to a school record 159 ... Earned national Defensive Player of the Week honors during a 1997 victory over Central Florida, setting a school record with 5.5 sacks and adding 12 tackles (10 solo), a pass defended and a fumble recovery ... Originally recruited as a tight end.

PERSONAL: Hometown is Little Rock, Ark. ... Earned All-America honors from *Blue Chip Illustrated* as a TE and LB at Hail HS in Little Rock ... General studies major at NLU, with an emphasis on sociology.

STEVE FOLEY'S STATISTICS

YEAR TEAM	G-S	Defense							Interceptions					Scoring			
		TKL	AST	TOT	SKS-YDS	PD	FF	FR-YDS	NO	YDS	AVG	LG	TD	TD	IntRt	FRRt	S PTS
1998 Cincinnati	10-1	11	1	12	2-18	0	0	0-0	—	—	—	—	—	—	—	—	—
CAREER	10-1	11	1	12	2-18	0	0	0-0	—	—	—	—	—	—	—	—	—

		Special Teams							Kickoff Returns					Punt Returns						
YEAR	TEAM	TKL	AST	TOT	FF	FR-YDS	BP	BFG	BXP	NO	YDS	AVG	LG	TD	NO	FC	YDS	AVG	LG	TD
1998	Cincinnati	6	0	6	1	0-0	0	0	0	—	—	—	—	—	—	—	—	—	—	—
CAREER		6	0	6	1	0-0	0	0	0	—	—	—	—	—	—	—	—	—	—	—

FOLEY'S 1998 GAME-BY-GAME DEFENSIVE STATISTICS

OPPONENT	TKL	AST	TOT	SKS-YDS	INT-YDS	PD	FF	FR-YDS
TENNESSEE	1	0	1	0-0	0-0	0	0	0-0
at Detroit	1	0	1	1-10	0-0	0	0	0-0
GREEN BAY	0	0	0	0-0	0-0	0	0	0-0
at Baltimore	0	0	0	0-0	0-0	0	0	0-0
—Bye—								
PITTSBURGH	0	0	0	0-0	0-0	0	0	0-0
at Tennessee	3	0	3	0-0	0-0	0	0	0-0
at Oakland	0	0	0	0-0	0-0	0	0	0-0
DENVER				INACTIVE				
at Jacksonville	2	0	2	1-8	0-0	0	0	0-0
at Minnesota				INACTIVE				
BALTIMORE				INACTIVE				
JACKSONVILLE				INACTIVE				
BUFFALO				INACTIVE				
at Indianapolis				INACTIVE				
at Pittsburgh	2	1	3	0-0	0-0	0	0	0-0
TAMPA BAY	2	0	2	0-0	0-0	0	0	0-0
TOTALS	11	1	12	2-18	0-0	0	0	0-0

BUSIEST BENGALS — OFFENSE & DEFENSE

Right tackle **Willie Anderson** and right inside linebacker **Takeo Spikes** shared Bengals honors in 1998 for most playing time. Anderson was the percentage leader, playing all 979 snaps with the offense. Spikes played the most total snaps, logging 997 of the 1037 total snaps played by the defense.

Here's a list of the five most active players on each unit:

— OFFENSE —
(979 total scrimmage plays)

Player	Snaps	Pct. of Total
Willie Anderson, RT	979	100.0%
Darrick Briz, C	964	98.5%
Kevin Sargent, LT	903	92.2%
Carl Pickens, WR	885	90.4%
Tony McGee, TE	782	79.9%

— DEFENSE —
(1037 total scrimmage plays)

Player	Snaps	Pct. of Total
Takeo Spikes, LB	997	96.1%
Ashley Ambrose, CB	913	88.0%
Artrell Hawkins, CB	903	87.1%
Reinard Wilson, LB	848	81.8%
Michael Bankston, DE	815	78.6%



JAMES FRANCIS

Ht: 6-5 Wt: 257

College: Baylor

10th year in NFL

50

1998 Games-Starts: 14-14; Career Games-Starts: 133-129

Contract status as of 7-5-99: In final season of a four-year deal

Acquired: D1 '90 (12th overall)

Born: 8-4-68

Played and started 14 games last season, missing only two, despite undergoing November surgery for torn knee cartilage ... Led LB corps in passes defended (5), and tied for team lead in forced fumbles (2) ... Finished last season as a starter for ninth consecutive year, longest starting tenure of any current Cincinnati player ... In 1999 campaign, can become the 21st player to log 10 or more seasons with the Bengals.

COACH MARK DUFFNER SAYS: "I thought James had a solid season in '98. He didn't play as much on passing downs as he had in past years, and I think that helped his play against the run. He brings experience to our line-backer group, and he has a very steady mental approach to the game."

1998 RECAP: Started Games 1-8 and 11-16 at LOLB ... Suffered torn right knee cartilage in Game 8, Nov. 1 vs. Denver, and on inactive list for Game 9, Nov. 8 at Jacksonville ... Underwent arthroscopic surgery to repair cartilage on Nov. 9, and missed only one more game, Nov. 15 at Minnesota, before returning to starting lineup for remainder of season ... In early 1999, Francis was among five Bengals made eligible for Cleveland expansion draft, but was not selected by Browns.

1998 HIGHLIGHTS: Opened season with 4 tackles (3 solo) Sept. 6 vs. Tennessee, and batted down a Dave Krieg pass at scrimmage line ... Had 3 tackles (1 solo) in victory Sept. 13 at Detroit, and knocked down a Scott Mitchell pass ... Posted season-high 6 tackles (all solo) Sept. 20 vs. Green Bay ... Had 2 solo tackles Sept. 27 at Baltimore, including stop for two-yard loss against FB Roosevelt Potts ... Forced a fumble against Richard Huntley in second quarter of victory Oct. 11 vs. Pittsburgh, and Greg Myers recovered to halt a Steelers drive at the Cincinnati 13. Turnover kept Pittsburgh from extending a 10-3 lead, and Bengals responded with 87-yard TD drive ... Francis was bothered with groin strain the week of Oct. 25 Oakland game, but played through injury to start against Raiders and notched 4 solo tackles ... Also had 4 solos Nov. 1 vs. Denver, despite suffering torn knee cartilage ... Returned after knee surgery to log 3 solos Nov. 22 vs. Baltimore, and also had forced fumble against Ravens TE Eric Green.

PREVIOUS SEASONS — 1990: Drafted by Bengals in first round (12th overall) ... Signed July 19 ... Enjoyed dazzling rookie season, with seven sacks in first seven games (eight overall) and a team-leading 78 tackles ... Had 17-yd. INT for TD in season-ending

win over Browns that clinched AFC Central title. **1991:** Started all 16 games for second straight year ... Opened season at inside LB, but was moved in September back to natural spot on outside ... Finished third on team with 68 tackles. **1992:** Had three interceptions, including 66-yarder for TD Nov. 22 vs. Detroit ... Had two INT for 107 yards in Detroit game, plus seven solo tackles, two sacks and a forced fumble, and was named AFC Defensive Player of Week ... Had six sacks. **1993:** Started slowly, due to groin strain suffered in first quarter of season opener at Cleveland ... Injury limited him to 22 defensive snaps in first four games ... Returned to form near mid-season, and played 588 of 601 defensive snaps over final nine games ... Played DE in nickel fronts ... Helped seal 16-10 victory over Raiders Nov. 28 with interception of Jeff Hostetler pass at the Cincinnati 26 with 3:39 to play ... Helped cap 21-17 win over Atlanta on Dec. 26 by pinning three-yard loss on Eric Pegram in final moments ... Had seven-yard sack on Vinny Testaverde vs. Cleveland Oct. 17 ... Had nine-yard sack, from Bengals' two-yard line, on Warren Moon at Houston Oct. 24 ... Had 12-yd. INT at San Francisco Dec. 5. **1994:** Started all 16 games for third time in career ... Tackle total (101) was 23 better than his previous career high, and ranked third on the team ... Led LBs in sacks (4.5) and passes defended (7) ... Played 1003 scrimmage snaps, second on team to Darryl Williams ... Led LBs by wide margin in coaches' QB "hurries" (16) ... Longest sack was 11 yards Nov. 27 at Denver (Elway) ... Led team in tackles with 11 on Sept. 25 at Houston and with 10 on Nov. 13 vs. Houston ... 11 solos at Houston were most by a Bengals LB during season ... Finished second on team in solo tackles (88) ... Had one sack each at Pittsburgh, at Denver, at New York and at Arizona; credited with half-sack vs. Houston ... One of eight Bengals to start every game. **1995:** Suffered broken left leg (fibula) Nov. 19 on fourth defensive snap vs. Pittsburgh ... Placed on Injured Reserve list Nov. 22 ... 11 games played was his fewest in six Bengals seasons ... Through 10 games (prior to injury), ranked 3rd defensively with 63 tackles (53 solo) and also ranked 3rd in sacks (3 for 27 yards) ... Played 80.8% of defensive snaps (564 of 698) through 10 games ... Played every defensive snap (66) on Nov. 5 vs. Oakland, and led team in tackles (13 solo-1 assist-14 total), with solo and total tackle figures each tying Steve Tovar for team's best of season ... Also had 5-yard sack vs. Raiders ... Led LBs in tackles Sept. 10 vs. Jacksonville (6-0-6) and Oct. 1 vs. Miami (5-2-7) ... Had 10-yard sack on Mark Brunell Sept. 10 vs. Jacksonville, during Jaguars' final possession as Bengals held on for 24-17 victory ... Had 12-yard sack in

(James Francis — cont'd)

Oct. 19 victory at Pittsburgh, dropping Neil O'Donnell at Bengals 20 and forcing Steelers to settle for field goal. **1996:** Ranked 4th on team in tackles (90), 3rd in solo tackles (69), second in tackles for loss (6), fourth in interceptions (3), tied for third in sacks (3) and first in fumble recoveries (3) ... Only Bengal to notch an entry in every defensive stat category ... Standout performance in victory at Houston included 2 interceptions against Chris Chandler, a forced fumble and a sack ... Returned first INT at Houston for 42 yards for TD and 14-6 lead in 3rd quarter; had second INT at Bengals 25 in 4th quarter and returned 19 yards ... Sack and forced fumble came on same play against Chandler, and ended Houston drive which had carried 73 yards to Bengals 5 late in first half ... Opened season at St. Louis on Sept. 1 with 6 tackles (4 solo), an 8-yard sack on Steve Walsh and recovery of Eddie Kennison fumble ... Led LBs with 9 tackles (8 solo) Sept. 8 at San Diego ... Starred in run defense in victory Sept. 15 vs. New Orleans as Saints gained only 27 yards on 15 carries, fewest rushing yards allowed by Bengals in span of 85 games ... Had 10 tackles (7 solo, 1 for loss) Sept. 29 vs. Denver, and added 5-yard sack and 2 hurries against John Elway ... Recovered Terrell Owens fumble, forced by Bo Orlando, at San Francisco 41-yard line to set up second Bengals TD on Oct. 20 at 49ers ... Intercepted Mark Brunell pass at Jaguars 31 in second quarter Oct. 27 vs. Jacksonville, setting up Bengals drive for tying TD at 7-7 ... Had 3 tackles for loss among his 9 total stops Nov. 17 at Buffalo ... Started every game except Nov. 24 vs. Atlanta ... Had reserve role vs. Falcons as Bengals used extra DBs against Red Gun offense ... Played 911 scrimmage snaps, third-most on defense; his 137 special teams snaps were second to Ashley Ambrose among regular starters ... Played every defensive snap in 5 games. **1997:** One of seven Bengals to start every game, and started every game for fourth time in his career ... On field for more scrimmage snaps (1004) than any player except CB

Ashley Ambrose ... Joined SS Sam Shade as the only players with an entry in every defensive stat category ... Led LBs in tackles for loss (4), and was the only LB to snare an interception ... Covered the field in victory Nov. 9 at Indianapolis, with sack on Kelly Holcomb to force punt in first quarter, recovery of Marshall Faulk fumble at Cincinnati 49 to set up game's first score in second quarter, and 7-yard interception from Bengals 28 to 35 that halted Colts bid to close 21-10 deficit in fourth quarter ... Opened season with 4 tackles (3 solo) Aug. 31 vs. Arizona, including stop for 3-yard loss against Larry Centers in first quarter, forcing punt ... Led LBs with 5 solo tackles Sept. 7 at Baltimore, and forced fumble by Michael Jackson which Bengals recovered at Cincinnati 11 in first quarter to stop game's first scoring threat ... Had 6 tackles (4 solo) Oct. 26 at N.Y. Giants, and forced fumble by Charles Way in third quarter (Giants recovered) ... Sacked Mark Brunell for 6-yard loss in first quarter of victory Nov. 23 vs. Jacksonville, and added 1 pass defended ... Sacked Bobby Hoving for 1-yard loss Nov. 30 at Philadelphia, and added 3 tackles (2 solo) and 1 pass defended ... Credited with season-high 6 solos in victory Dec. 14 vs. Dallas ... Closed season in victory Dec. 21 vs. Baltimore with 2 solos and 5-yard sack against Eric Zeier in first quarter.

COLLEGE: All-America LB at Baylor who also was valuable sixth man on varsity basketball team ... Believed to be only major college athlete to play in two bowl games (1988 Bluebonnet and 1989 Liberty) and two postseason basketball tournaments (1988 NIT and 1989 NCAA) ... Blocked eight kicks as a senior, and his 12 career blocked kicks set a school record.

PERSONAL: Born in Houston, Texas, and lives in Houston in off-season ... Attended LaMarque (Texas) HS ... Brother, Ron, played DB for Dallas Cowboys (1987-90).

JAMES FRANCIS' STATISTICS

			Defense							Interceptions					Scoring						
			SKS-				FR-								TD		TD				
YEAR	TEAM	G-S	TKL	AST	TOT	YDS	PD	FF	YDS	NO	YDS	AVG	LG	TD	TD	INT	FRRI	S	PTS		
1990	Cincinnati	16-16	63	15	78	8-65	5	2	0-0	1	17	17.0	17	1	1	1	0	1	8		
1991	Cincinnati	16-16	50	18	68	3-21	7	0	1-0	1	0	0.0	0	0	0	0	0	0	0		
1992	Cincinnati	14-13	33	6	39	6-31	11	3	2-3	3	108	36.0	66	1	1	1	0	0	6		
1993	Cincinnati	14-12	35	6	41	2-16	7	0	1-0	2	12	6.0	12	0	0	0	0	0	0		
1994	Cincinnati	16-16	88	13	101	4.5-39	7	2	0-0	0	0	—	—	0	0	0	0	0	0		
1995	Cincinnati	11-11	55	10	65	3-27	6	1	0-0	0	0	—	—	0	0	0	0	0	0		
1996	Cincinnati	16-15	69	21	90	3-23	4	1	3-0	3	61	20.3	42	1	1	1	0	0	6		
1997	Cincinnati	16-16	46	11	57	3.5-9.5	6	2	1-0	1	7	7.0	7	0	0	0	0	0	0		
1998	Cincinnati	14-14	32	5	37	0-0	5	2	0-0	0	0	—	—	0	0	0	0	0	0		
CAREER		133-129	471	105	576	33-231.5	58	13	8-3	11	205	18.6	66	3	3	3	0	1	20		
			Special Teams							Kickoff Returns					Punt Returns						
			FR-																		
YEAR	TEAM		TKL	AST	TOT	FF	YDS	BP	BFG	BXP	NO	YDS	AVG	LG	TD	NO	FC	YDS	AVG	LG	TD
1990	Cincinnati		4	0	4	0	0-0	0	0	0	—	—	—	—	—	—	—	—	—	—	—
1992	Cincinnati		1	0	1	0	0-0	0	0	0	—	—	—	—	—	—	—	—	—	—	—
1993	Cincinnati		3	0	3	0	0-0	0	0	0	—	—	—	—	—	—	—	—	—	—	—
CAREER			8	0	8	0	0-0	0	0	0	—	—	—	—	—	—	—	—	—	—	—

— FRANCIS' 1998 GAME-BY-GAME DEFENSIVE STATISTICS —

OPPONENT	TKL	AST	TOT	SKS-YDS	INT-YDS	PD	FF	FR-YDS
TENNESSEE	3	1	4	0-0	0-0	1	0	0-0
at Detroit	1	2	3	0-0	0-0	1	0	0-0
GREEN BAY	6	0	6	0-0	0-0	0	0	0-0
at Baltimore	2	0	2	0-0	0-0	0	0	0-0
—BYE—								
PITTSBURGH	2	0	2	0-0	0-0	1	1	0-0
at Tennessee	2	0	2	0-0	0-0	0	0	0-0
at Oakland	4	0	4	0-0	0-0	1	0	0-0
DENVER	4	0	4	0-0	0-0	0	0	0-0
at Jacksonville				INACTIVE				
at Minnesota				INACTIVE				
BALTIMORE	3	0	3	0-0	0-0	0	1	0-0
JACKSONVILLE	0	0	0	0-0	0-0	0	0	0-0
BUFFALO	2	0	2	0-0	0-0	1	0	0-0
at Indianapolis	1	0	1	0-0	0-0	0	0	0-0
at Pittsburgh	1	1	2	0-0	0-0	0	0	0-0
TAMPA BAY	1	1	2	0-0	0-0	0	0	0-0
TOTALS	32	5	37	0-0	0-0	5	2	0-0

— POSTSEASON —

YEAR	TEAM	G-S	Defense			FR-YDS	Interceptions					Scoring			
			TKL	AST	TOT		NO	YDS	AVG	LG	TD	TD	IntRt	FRRt	S PTS
1990	Cincinnati	2-2	6	2	8	0-0	1	1	1-0	—	—	—	—	—	—
CAREER		2-2	6	2	8	0-0	1	1	1-0	—	—	—	—	—	—

NT



OLIVER GIBSON

Ht: 6-2 Wt: 290
College: Notre Dame
5th year in NFL

99

1998 Games-Starts: 16-0 (Pitt.); Career Games-Starts: 60-0
Contract status as of 7-5-99: In first season of a three-year deal
Acquired: UFA (Pitt.) '99
Born: 3-15-72

Young veteran entering what should be his prime NFL years, Gibson heads for Bengals camp after signing as unrestricted free agent from Pittsburgh on 3-8-99 ... Consistent player who has increased his size and strength since entering the NFL as a fourth-round draft pick in 1995 ... Likely to open camp in competition for starting NT position, but can also play DE ... Knows Cincinnati's 3-4 zone blitz scheme, as he was coached in 1995-96 at Pittsburgh by Bengals defensive coordinator Dick LeBeau ... Motivated to prove himself as an NFL starter after backing up Pro Bowl NT Joel Steed in Pittsburgh.

COACH TIM KRUMRIE SAYS: "Oliver brings more size and run-stopping power to our defensive line. I scouted him coming out of Notre Dame and liked him. The Steelers got him first (in the draft), but now he's ours. He'll challenge to start at all three spots. He'll upgrade everyone, make everyone better. Competition is the ticket, and his addition is a real key this training camp."

1998 HIGHLIGHTS: Played in every Steelers game for the third straight season ... Logged his most extensive playing time of the season at LE and in dime package on Sept. 20 at Miami, with 3 tackles (2 solo) and one tackle

for 1-yard loss ... Had 2 of Pittsburgh's 7 sacks in victory Oct. 18 vs. Baltimore, causing 13 yards in Ravens losses ... Also had 3 tackles and a QB pressure vs. Baltimore ... Had 2 tackles Nov. 1 vs. Tennessee, and also had a 9-yard kickoff return ... Played Nov. 9 vs. Green Bay despite suffering from ankle injury and had 2 QB pressures ... Had 3 tackles Dec. 13 at Tampa Bay and combined with a teammate for tackle for a 3-yard loss.

PREVIOUS SEASONS — 1995: Drafted by Pittsburgh in 4th round (120th overall) ... Steelers used pick obtained from New England for RB Leroy Thompson ... One of six rookies to make the 53-player roster, he saw action in 13 games ... Made NFL debut Sept. 13 at Houston, playing backup DE, and had 2 tackles (1 solo) ... Used at times on offense during the season as a blocking back ... Inactive for Games 15-16 and for all Steelers playoff games. **1996:** Played every game and logged career-best 2.5 sacks ... Had first career sack in victory Oct. 13 vs. Cincinnati, dropping Jeff Blake for 3-yard loss in 4th quarter ... Also had 2 tackles vs. Bengals ... Came back on Oct. 20 at Houston with a sack against Chris Chandler ... Had 3 tackles in victory Oct. 27 at Atlanta, and posted career-high 5 tackles with a half-sack in helping lead 42-6 rout of visiting St. Louis Rams on Nov. 3 ... Closed regular

PLAYERS

(Oliver Gibson — cont'd)

season with 3 tackles Dec. 22 at Carolina ... Made his NFL postseason debut Dec. 29 vs. Indianapolis and also played 1-5-97 at New England. **1997:** Had 7-yard sack against Mark Brunell Sept. 22 at Jacksonville ... Had first career fumble recovery Nov. 9 vs. Baltimore, covering Eric Zeier fumble to set up Steelers field goal ... Played in both Steelers postseason games, 1-3-98 vs. New England and in AFC Championship Game 1-11-98 vs. Denver.

GIBSON ON JOINING THE BENGALS: "It's been frustrating for me behind (Pittsburgh NT) Joel Steed, because I know I can play. So this is a great move for me. I think the Bengals have one of the fastest defenses in the NFL, and it's great to be back with Coach (Dick) LeBeau. I just like his style and the way he coaches."

COLLEGE: Started every game at nose guard as a Notre Dame senior and earned first-team All-Independent honors from *The Sporting News* ... Had 60 tackles and 3 sacks in senior season ... Started five games at RT as a junior and played in every game ... Played in seven Notre Dame basketball games during 1990-91 season.

PERSONAL: Hometown is Chicago ... Attended Romeoville, Ill., HS, where he was named *USA Today* national Defensive Player of the Year ... Was football team captain as a senior ... Off-season residence is Adventura, Fla. ... Holds B.A. degree from Notre Dame in economics, and has begun work towards master's degree in English ... President of Babo's Sun Independent Recording Group, an independent record label ... Hobbies include golf, bowling, fishing and reading ... Single ... Full name is Oliver Donovan Gibson.

OLIVER GIBSON'S STATISTICS

YEAR	TEAM	G-S	Defense						Interceptions					Scoring			
			TKL	AST	TOT	SKS-YDS	PD	FF	FR-YDS	NO	YDS	AVG	LG	TD	TD	Int	TD
1995	Pittsburgh	12-0	1	1	2	0-0	0	0	0-0	—	—	—	—	—	—	—	—
1996	Pittsburgh	16-0	7	8	15	2.5-9.5	0	0	0-0	—	—	—	—	—	—	—	—
1997	Pittsburgh	16-0	9	1	10	1-7	0	0	1-0	—	—	—	—	—	—	—	—
1998	Pittsburgh	16-0	9	1	10	2-13	0	0	0-0	—	—	—	—	—	—	—	—
CAREER		60-0	26	11	37	5.5-29.5	0	0	1-0	—	—	—	—	—	—	—	—

		Special Teams							Kickoff Returns					Punt Returns						
		FR-																		
YEAR	TEAM	TKL	AST	TOT	FF	YDS	BP	BFG	BXP	NO	YDS	AVG	LG	TD	NO	FC	YDS	AVG	LG	TD
1995	Pittsburgh	—	—	—	—	—	—	—	—	1	10	10.0	10	0	—	—	—	—	—	—
1996	Pittsburgh	—	—	—	—	—	—	—	—	0	0	—	—	0	—	—	—	—	—	—
1997	Pittsburgh	—	—	—	—	—	—	—	—	0	0	—	—	0	—	—	—	—	—	—
1998	Pittsburgh	—	—	—	—	—	—	—	—	1	9	9.0	9	0	—	—	—	—	—	—
CAREER		—	—	—	—	—	—	—	—	2	19	9.5	10	0	—	—	—	—	—	—

— GIBSON'S 1998 GAME-BY-GAME DEFENSIVE STATISTICS (FOR PITTSBURGH) —

OPPONENT	TKL	AST	TOT	SKS-YDS	INT-YDS	PD	FF	FR-YDS
at Baltimore	0	0	0	0-0	0-0	0	0	0-0
CHICAGO	0	0	0	0-0	0-0	0	0	0-0
at Miami	3	0	3	0-0	0-0	0	0	0-0
SEATTLE	1	0	1	0-0	0-0	0	0	0-0
—BYE—								
at Cincinnati	0	0	0	0-0	0-0	0	0	0-0
BALTIMORE	1	0	1	2-13	0-0	0	0	0-0
at Kansas City	0	1	1	0-0	0-0	0	0	0-0
TENNESSEE	2	0	2	0-0	0-0	0	0	0-0
GREEN BAY	0	0	0	0-0	0-0	0	0	0-0
at Tennessee	1	0	1	0-0	0-0	0	0	0-0
JACKSONVILLE	0	0	0	0-0	0-0	0	0	0-0
at Detroit	0	0	0	0-0	0-0	0	0	0-0
NEW ENGLAND	1	0	1	0-0	0-0	0	0	0-0
at Tampa Bay	0	0	0	0-0	0-0	0	0	0-0
CINCINNATI	0	0	0	0-0	0-0	0	0	0-0
at Jacksonville	0	0	0	0-0	0-0	0	0	0-0
TOTALS	9	1	10	2-13	0-0	0	0	0-0

— POSTSEASON —

YEAR	TEAM	G-S	Defense						Interceptions					Scoring			
			TKL	AST	TOT	SKS-YDS	PD	FF	FR-YDS	NO	YDS	AVG	LG	TD	TD	Int	TD
1995	Pittsburgh	0-0	INACTIVE						INACTIVE					INACTIVE			
1996	Pittsburgh	2-0	0	3	3	0-0	0	0	0-0	—	—	—	—	—	—	—	—
1997	Pittsburgh	2-0	0	0	0	0-0	0	0	0-0	—	—	—	—	—	—	—	—
CAREER		4-0	0	3	3	0-0	0	0	0-0	—	—	—	—	—	—	—	—

G



MIKE GOFF

Ht: 6-5 **Wt:** 316

College: Iowa

2nd year in NFL

1998 Games-Starts: 10-5; **Career Games-Starts:** 10-5

Contract status as of 7-5-99: In second season of a four-year deal

Acquired: D3b 98 (78th overall)

Born: 1-6-76

63

An aggressive, intelligent performer with solid basic techniques, Goff saw significant action as a rookie last season and could contend for a starting job in '99 ... His development was held back early last season because of a knee injury, but he returned to play the last seven games and start the last five at RG ... Posted the second highest score (38) on the Wonderlich intelligence test among offensive linemen in the 1998 draft.

COACH PAUL ALEXANDER SAYS: "With the injury situation we had at guard, Mike had the chance to play a lot last year. He struggled at times, but no more than you'd expect, considering that he was a rookie and that he'd been hurt himself for five or six weeks earlier in the year. The bottom line is, he got his feet wet in the NFL, and now he comes back with some knowledge of what he has to improve as a second-year guy. He has a chance to develop into a fine player, because he's strong and smart, with good balance and the right temperament."

1998 PARTICIPATION: Drafted by Bengals in third round (78th overall) ... Signed July 20 ... Played on special teams only in Games 1-3 ... Inactive for Game 4 ... Suffered partial ligament tear (PCL) in left knee during practice Oct. 7, and inactive due to injury for Games 5-9 ... Returned to action in Game 10, Nov. 15 at Minnesota, and saw first action with offensive line ... Also played as offensive line reserve in Game 11, Nov. 22 vs. Baltimore

... Replaced Anthony Brown as starting RG in Game 12, Nov. 29 vs. Jacksonville, and also started Games 13-16.

1998 HIGHLIGHTS: Played every offensive snap in 355-yard offensive effort Nov. 29 vs. Jacksonville, offense's fourth-best output of season ... Also played every snap in offense's top game, a 483-yard output in victory Dec. 20 at Pittsburgh.


COLLEGE: Started every game as an Iowa senior, playing on the nation's eighth-ranked rushing offense ... Credited with 72 knockdown blocks in senior year as Hawkeyes rushed for 235 yards per game and set a school scoring record with 36.7 points per game ... Played in every game as a true freshman in '94 and started the last 11 games in '95, but suffered back injury in '96 opener vs. Arizona and was relegated to reserve duty for the remainder of season ... Position coach at Iowa was Frank Verducci, now Bengals tight ends coach.

PERSONAL: Hometown is Peru, Ill. ... Played defensive tackle at LaSalle-Peru HS, serving as team captain as a senior and earning All-America honors from *Blue Chip Illustrated* ... General studies major at Iowa.

MIKE GOFF'S STATISTICS

GAMES-STARTS (10-5): **1998** (10-5).

LB



BILLY GRANVILLE

Ht: 6-3 **Wt:** 252

College: Duke

3rd year in NFL

1998 Games-Starts: 16-0; **Career Games-Starts:** 28-4

Contract status as of 7-5-99: One-year contract for 1999

Acquired: CFA '97

Born: 3-11-74

91

The top defensive producer from Bengals' 1997 crop of college free agents, Granville played every game in his second pro season ... Was a standout on special teams, tying for tackles lead, and made regular contributions in goal-line defense ... Primarily an inside LB, but can also play outside.

COACH MARK DUFFNER SAYS: "Billy is a very versatile and coachable player. He's effective at the inside and outside linebacker positions, and he's one of our most

productive people on special teams. He'll continue to major at being an inside 'backer, but we'll also work him outside some for depth purposes."

1998 RECAP: Tied Eric Bieniemy for club lead in special teams tackles with 14 ... Finished second behind TE Marco Battaglia in total special teams snaps (292) ... Granville's tackle Sept. 20 vs. Green Bay forced a fumble from punt returner Roell Preston in the second quarter, and Granville recovered at Packers 44, setting up Cincin-

PLAYERS

nati FG drive ... Had at least one special teams tackle in 10 of the 16 games ... Led team with 2 special teams tackles Sept. 20 vs. Green Bay, tied for team lead with 2 on Oct. 25 at Oakland and on Nov. 22 vs. Baltimore, and also had 2 tackles Dec. 13 at Indianapolis ... On defense Nov. 22 vs. Baltimore, stopped Priest Holmes for no gain on third-and-goal play from Bengals 1-yard line ... Top tackle production on defense was 2 tackles (1 solo) on Sept. 27 at Baltimore ... Had 1 tackle on defense and a pass defended in victory Sept. 13 at Detroit.

1997: Signed with Bengals April 25 as college free agent ... Made NFL debut Sept. 28 vs. N.Y. Jets and had 1 assisted tackle ... Had 3 tackles (2 solo) Oct. 5 at Jacksonville ... Saw extensive scrimmage action as reserve Oct. 19 vs. Pittsburgh, and had season-high 5 tackles (4 solo) ... Made first start Nov. 2 vs. San Diego, with 2 solo tackles ... Had 1 solo tackle and 1 pass defended in start Nov. 9 at Indianapolis ... Led special teams with 2 tackles Nov. 16 at Pittsburgh ... Closed campaign with season-high 3 solo tackles Dec. 21 vs. Baltimore ... Earned starting assignments in Games 9-10, 12 and 16 as substitute for injured RILB Ricardo McDonald ... Also played in

Games 4-5, 7-8, 11 and 13-15 ... On weekly inactive list for Games 1-3 and 6.

THE HARD WAY: Granville, on the challenge of achieving long-term NFL success as an undrafted free agent: "How I play and what I do isn't defined by how I got here or what my salary is. I'm just a man on the field with a helmet on, like anybody else. I expect to play as well as Junior Seau or whoever. I'm not going to limit myself. I'm not saying that out of vanity or being cocky, but I'm a professional, and I believe in what I do."

COLLEGE: Undisputed leader of the Duke defensive unit, he called all signals as a senior in '96 and led the team in tackles (134) and forced fumbles (3) ... Finished his Duke career with 374 tackles, 6th on the school's all-time list.

PERSONAL: Hometown is Trenton, N.J. ... Named state Player of the Year by *Trenton Times* during football career Lawrenceville HS ... Graduated from Duke with a degree in sociology ... Has earned a black belt in karate, completing regimen that included running five miles barefoot in winter snow ... Married (wife Gretchen) ... Hobbies include reading, ministry and racquetball.

BILLY GRANVILLE'S STATISTICS

		Defense							Interceptions					Scoring				
		SKS- FR-YDS												TD TD				
YEAR	TEAM	G-S	TKL	AST	TOT	PD	FF	YDS	NO	YDS	AVG	LG	TD	TD	IntRt	FRRI	S	PTS
1997	Cincinnati	12-4	16	4	20	0-0	2	0	0-0	—	—	—	—	—	—	—	—	—
1998	Cincinnati	16-0	4	5	9	0-0	1	0	0-0	—	—	—	—	—	—	—	—	—
CAREER		28-4	20	9	29	0-0	3	0	0-0	—	—	—	—	—	—	—	—	—

		Special Teams							Kickoff Returns					Punt Returns						
		FR- YDS																		
YEAR	TEAM	TKL	AST	TOT	FF	YDS	BP	BFG	BXP	NO	YDS	AVG	LG	TD	NO	FC	YDS	AVG	LG	TD
1997	Cincinnati	9	0	9	1	0-0	0	0	0	—	—	—	—	—	—	—	—	—	—	—
1998	Cincinnati	14	0	14	1	1-0	0	0	0	—	—	—	—	—	—	—	—	—	—	—
CAREER		23	0	23	2	1-0	0	0	0	—	—	—	—	—	—	—	—	—	—	—

— GRANVILLE'S 1998 GAME-BY-GAME DEFENSIVE STATISTICS —

OPPONENT	TKL	AST	TOT	SKS-YDS	INT-YDS	PD	FF	FR-YDS
TENNESSEE	0	0	0	0-0	0-0	0	0	0-0
at Detroit	1	0	1	0-0	0-0	1	0	0-0
GREEN BAY	1	0	1	0-0	0-0	0	0	0-0
at Baltimore	1	1	2	0-0	0-0	0	0	0-0
—BYE—								
PITTSBURGH	0	0	0	0-0	0-0	0	0	0-0
at Tennessee	0	0	0	0-0	0-0	0	0	0-0
at Oakland	0	1	1	0-0	0-0	0	0	0-0
DENVER	0	0	0	0-0	0-0	0	0	0-0
at Jacksonville	0	0	0	0-0	0-0	0	0	0-0
at Minnesota	0	1	1	0-0	0-0	0	0	0-0
BALTIMORE	1	0	1	0-0	0-0	0	0	0-0
JACKSONVILLE	0	0	0	0-0	0-0	0	0	0-0
BUFFALO	0	1	1	0-0	0-0	0	0	0-0
at Indianapolis	0	0	0	0-0	0-0	0	0	0-0
at Pittsburgh	0	0	0	0-0	0-0	0	0	0-0
TAMPA BAY	0	1	1	0-0	0-0	0	0	0-0
TOTALS	4	5	9	0-0	0-0	1	0	0-0



CLIF GROCE

Ht: 5-11 Wt: 245
College: Texas A&M
3rd year in NFL*

46

1998 Games-Starts: 0-0 (0-0 NE, 0-0 Cin.); **Career Games-Starts:** 23-8
Contract status as of 7-5-99: In first season of a three-year deal
Acquired: W (NE) '98
Born: 7-30-72

Veteran of three seasons with Colts, Groce enters first Bengals camp with a chance to bid for starting FB job ... Saw no game action in 1998, and was acquired by Bengals on waivers from New England on 12-24-98 ... Started nine games during tenure with Colts, including Wild Card playoff game at Pittsburgh following '96 season ... Wide-bodied blocker with solid rushing and receiving ability.

COACH JIM ANDERSON SAYS: "Clif has some solid experience with the Colts, and we expect him to come in and compete for the fullback job. He loves the game, and he knows he's got a blue-collar job ahead of him. He's a good blocker and an adequate runner, and we'd like to see if we can develop the receiving talent he showed coming out of college."

1998 RECAP: Began training camp with Indianapolis ... Rushed for 36 yards on 9 carries in preseason, with 1 pass reception for 11 yards ... Waived Aug. 30 ... Signed as free agent Dec. 16 with New England ... On weekly inactive list for Patriots' Dec. 20 game vs. San Francisco ... Waived Dec. 23, and acquired by Bengals Dec. 24 on waiver claim ... On weekly inactive list for Bengals' season finale Dec. 27 vs. Tampa Bay.

PREVIOUS SEASONS — 1995: Signed April 27 with Indianapolis as rookie free agent ... Waived Aug. 22, and signed Aug. 28 to Colts practice squad ... Signed Dec. 7 to Colts 53-player roster and made NFL debut in Dec. 23 season finale vs. New England ... Saw special teams action in Wild Card playoff Dec. 31 at San Diego, Divisional playoff 1-7-96 at Kansas City and AFC Championship game 1-14-96 at Pittsburgh ... Did not earn an accrued year of experience toward free agency. **1996:** Played

in 15 games ... Posted first NFL offensive stats with season totals of 46-184 rushing and 13-106 receiving ... Assumed starting FB job after starter Zack Crockett sustained season-ending injury on Oct. 6 ... Started 8 of final 11 games ... Made first career start Oct. 13 vs. Baltimore Ravens and had a career-best 55 yards on 11 carries in 26-21 victory ... Had 28 yards on 4 pass receptions Oct. 20 vs. New England, and 31 yards on 3 receptions, including career-long 24-yarder, on Nov. 3 at San Diego ... Started Wild Card playoff game Dec. 29 at Pittsburgh and was 2-11 rushing ... Had 20-yard rush to set up FG in 25-24 victory on Sept. 15 at Dallas. **1997:** Saw action as reserve FB behind starter Zack Crockett, playing in Games 1-4 and 14-16 ... Rushed 6-52 on Dec. 14 vs. Miami, including career-long 29-yarder.

COLLEGE: Four-year letterman and two-year starter at Texas A&M ... Played 44 games with 22 starts, rushing for 525 yards on 102 carries (5.1-yard average) and catching 33 passes for 398 yards (12.1) ... Scored 3 TDs ... Started all 11 games as a senior.

PERSONAL: Hometown is College Station, Texas ... Off-season residence is Houston ... Attended A&M Consolidated High School ... Business major at Texas A&M ... Sang the national anthem prior to Colts-Chargers game on 12-17-95, for which he was on weekly inactive list ... Single ... Hobbies include music, reading, cars and travel ... Full name is Clifton Allen Groce ... Last name is pronounced "gross."

* — Groce did not earn an accrued year of experience toward NFL free agency in 1998 because he was not on a 53-player roster, an Injured Reserve list or a PUP list for the required minimum of six games. He again is designated a third-year player in 1999.

CLIF GROCE'S STATISTICS

YEAR	TEAM	G-S	Rushing					Receiving					Scoring				
			ATT	YDS	AVG	LG	TD	NO	YDS	AVG	LG	TD	TD	TD-R	TD-RI	2PIC	PTS
1995	Indianapolis	1-0	0	0	—	—	0	0	0	—	—	0	—	—	—	—	—
1996	Indianapolis	15-8	46	184	4.0	24	0	13	106	8.2	24	0	—	—	—	—	—
1997	Indianapolis	7-0	10	66	6.6	29	0	0	0	—	—	0	—	—	—	—	—
1998	New England	0-0	DID NOT PLAY**					DID NOT PLAY**					DID NOT PLAY**				
	Cincinnati	0-0	DID NOT PLAY**					DID NOT PLAY**					DID NOT PLAY**				
Ind. Totals		23-8	56	250	4.5	29	0	13	106	8.2	24	0	—	—	—	—	—
NE Totals		0-0	0	0	—	—	0	0	0	—	—	0	—	—	—	—	—
Cin. Totals		0-0	0	0	—	—	0	0	0	—	—	0	—	—	—	—	—
CAREER		23-8	56	250	4.5	29	0	13	106	8.2	24	0	—	—	—	—	—

(continued)

YEAR TEAM	Special Teams								Kickoff Returns					Punt Returns					
	TKL	AST	TOT	FF	FR-YDS	BP	BFG	BXP	NO	YDS	AVG	LG	TD	NO	FC	YDS	AVG	LG	TD
1995 Indianapolis	0	0	0	0	0-0	0	0	0	0	0	—	—	0	—	—	—	—	—	—
1996 Indianapolis	1	1	2	0	0-0	0	0	0	1	18	18.0	18	0	—	—	—	—	—	—
1997 Indianapolis	1	2	3	0	0-0	0	0	0	1	15	15.0	15	0	—	—	—	—	—	—
1998 NE/Cin.	DID NOT PLAY**								DID NOT PLAY**					DID NOT PLAY**					
CAREER	2	3	5	0	0-0	0	0	0	2	33	16.5	18	0	—	—	—	—	—	—

**NOTE: Groce was inactive for one game with New England and inactive for one game with Cincinnati in 1998.

— GROCE'S SINGLE-GAME HIGHS —

RUSHING — Attempts: 11 vs. Balt. 10-13-96 (for Ind.); Yards: 55 vs. Balt. 10-13-96 (for Ind.); Long: 29 vs. Mia. 12-14-97 (for Ind.).

RECEIVING — Receptions: 4 vs. N.E. 10-20-96 (for Ind.); Yards: 31 vs. S.D. 11-3-96 (for Ind.); Long: 24 vs. S.D. 11-3-96 (for Ind.).

— POSTSEASON —

YEAR	TEAM	G-S	Rushing					Receiving					Scoring					
			ATT	YDS	AVG	LG	TD	NO	YDS	AVG	LG	TD	TD	TD-R	TD-P	TD-RI	2PIC	PTS
1995	Indianapolis	3-0	0	0	—	0	—	—	—	—	—	—	—	—	—	—	—	—
1996	Indianapolis	1-1	2	11	5.5	6	0	—	—	—	—	—	—	—	—	—	—	—
CAREER		4-1	2	11	5.5	6	0	—	—	—	—	—	—	—	—	—	—	—

G-C



BROCK GUTIERREZ

Ht: 6-3 Wt: 304

College: Central Michigan

3rd year in NFL*

1998 Games-Starts: 1-0 (1-0 Cin., 0-0 Jax.); Career Games-Starts: 6-0

Contract status as of 7-5-99: In final season of a two-year deal

Acquired: FA '98

Born: 9-25-73

62

Versatile interior lineman will be in fourth Bengals training camp in '99 ... Has worked at both center and guard ... Waived in 1998 final cuts, but returned during regular season for two roster stints and saw brief action in victory at Pittsburgh.

COACH PAUL ALEXANDER SAYS: "Brock loves football. He doesn't have the physical gifts you find in a first-round draft pick, but he's smart and he's tough and he's competitive. He's got the kind of attitude you'd always like to find in a few more guys on your team."

1998 RECAP: Began training camp with Bengals and saw action in all four preseason games ... Waived Aug. 30 ... Re-signed Nov. 4 as free agent ... On Bengals inactive list Nov. 8 at Jacksonville and Nov. 15 at Minnesota ... Signed Nov. 30 to Jacksonville practice squad ... Signed from Jacksonville practice squad to Bengals' 53-player roster on Dec. 15 ... Played on special teams in victory Dec. 20 at Pittsburgh ... On inactive list for regular season finale Dec. 27 vs. Tampa Bay ... Did not earn an accrued year of experience toward NFL free agency.

PREVIOUS SEASONS — 1996: Signed with Bengals April 23 as college free agent ... Played in all four preseason games, and had key block in pass protection on 43-yard TD pass from Kerry Joseph to Gunnard Twyner in preseason opener vs. Colts ... In regular season, active but DNP for Games 1 and 3, and on weekly inactive list for Games 2 and 4-16. **1997:** Played in all four preseason games, and was on 53-player roster for entire regular sea-

son ... Worked as backup C behind Darrick Brizl, but had little playing opportunity as Brizl led the offense in snaps played ... Played on special teams Aug. 31 vs. Arizona, making NFL playing debut, and also saw special teams action in Games 2 and 6-7 ... Saw his first action with offense as backup G in season finale Dec. 21 vs. Baltimore ... On weekly inactive list for Games 3-5 and 8-15.

COLLEGE: Starting center for his final three seasons at Central Michigan (1993-95) ... Battled a knee injury in '94, but came back in '95 to earn first-team All Mid-American Conference honors ... Known in college for intense playing style, and cited by CMU line coach Dick Flynn for "invaluable" leadership qualities ... Key performer in CMU's drive to '94 MAC championship.

PERSONAL: Hometown is Charlotte, Mich. ... Attended Charlotte HS, where he was All-State in wrestling and football ... Off-season residence is Mt. Pleasant, Mich. ... History major at CMU ... Hobbies include hunting, fishing and snowmobiling ... Married (wife Holly) ... Last name is pronounced "Goo-TAIR-ez."

* — Gutierrez did not earn an accrued year of experience toward NFL free agency in 1998 because he was not on a 53-player roster, an Injured Reserve list or a PUP list for the required minimum of six games. He again is designated a third-year player in 1999.

BROCK GUTIERREZ' STATISTICS

GAMES-STARTS (6-0 Total; 6-0 Cin., 0-0 Jax.): **1996** (0-0 Cin.), **1997** (5-0 Cin.), **1998** (1-0 Cin., 0-0 Jax.).



ARTRELL HAWKINS

Ht: 5-10 **Wt:** 190

College: Cincinnati

2nd year in NFL

1998 Games-Starts: 16-16; **Career Games-Starts:** 16-16

Contract status as of 7-5-99: In second season of a three-year deal

Acquired: D2 '98 (43rd overall)

Born: 11-24-75

27

Athletic, aggressive young corner enters second pro season as a key figure in Bengals' defensive plans ... Started every game at RCB as a rookie ... Led team in passes defended (17), tied Sam Shade for interceptions lead (3) and tied for lead in forced fumbles (2) ... Hawkins and rookie LB Brian Simmons were the only Bengals to notch at least one entry in every column of the defensive stat sheet (tackles, sacks, interceptions, passes defended, forced fumbles and fumble recoveries) ... Earned defensive Game Ball for performance Dec. 20 at Pittsburgh that included victory-clinching interception ... Finished tied for fourth on team in tackles (70), and ranked second on team in solo tackles (65) ... Personable player with team leadership skills.

COACH RAY HORTON SAYS: "My big goal for Artrell is just that he keeps growing mentally and matures. He has all the physical attributes, there's no worry about that. He was tested repeatedly as a rookie, and he responded to the challenge. He just needs to continue the learning process about the pro game and reach that level where you're never satisfied and trying to improve every week, even when you've had some success."

1998 PARTICIPATION: Drafted by Bengals in 2nd round (43rd overall) ... Started every game at RCB ... Suffered right ankle sprain Nov. 15 at Minnesota and was listed questionable-to-doubtful during the ensuing practice week, but played entire game Nov. 22 vs. Baltimore. "We learned a little bit about Artrell," said head coach Bruce Coslet, who was short on CBs due to an injury to Ashley Ambrose. "He gets paid to play, and he sucked it up and played. Good for him" ... Played 903 defensive snaps, 87.1% of total and third-most among defensive players.

DOUBLING HIS FUN: Hawkins made his first NFL interception Nov. 15 at Minnesota, and liked it so much he snagged a second one the same day. Both thefts came against Pro Bowl selection Randall Cunningham, who began the day with only 3 INT all season. In the second quarter, Hawkins outfought Jake Reed for the ball at the Cincinnati 39, returning 9 yards to the 48. In the third quarter, Hawkins flagged down an errant Cunningham pass at the Bengals 12 and returned 12 yards to the 24. "(Cunningham) was one of my childhood idols," Hawkins said, "so it was great to play against him, and to be successful was even better." In addition to his two interceptions against the Vikings, Hawkins led the team with 6 tackles and 3 passes defended.

OTHER 1998 HIGHLIGHTS: Made NFL debut Sept. 6 vs. Tennessee, with 3 tackles (2 solo) and a pass

defended ... Had 4 solo tackles Sept. 20 vs. Green Bay, and a pass defended when he broke up a reception bid by Antonio Freeman in the end zone ... Sacked Eric Zeier for 9-yard loss in third quarter Sept. 27 at Baltimore, forcing a fumble (Ravens recovered) ... Sack on Zeier led to Ravens punt ... Demonstrated his speed Oct. 11 vs. Pittsburgh, chasing down Steelers' swift Kordell Stewart in open field to stop Stewart after 56 yards, 13 yards short of a 69-yard TD run ... Had 7 tackles, tied for season-high, and 2 passes defended Oct. 18 at Tennessee ... Forced a fumble by Ed McCaffrey in second quarter Nov. 1 vs. Denver (Broncos recovered) ... Recovered Mark Brunell fumble, forced by Reinard Wilson, in second quarter Nov. 8 at Jacksonville, returning 25 yards to Jaguars 15 ... Showed his open field speed again Nov. 22 vs. Baltimore, chasing down Priest Holmes at Bengals 16 after 56-yard gain ... Tied season high with 7 solo tackles Nov. 29 vs. Jacksonville ... Clinched Bengals victory Dec. 20 at Pittsburgh, intercepting Mike Tomczak pass at Bengals 18 with 0:17 remaining; also had 3 passes defended and was voted the defensive Game Ball ... Tied for secondary lead with 6 solos Dec. 27 vs. Tampa Bay.

HAWKINS ON HAWKINS: "I had my share of learning experiences last year. I did some good things, and I showed some good flashes. My goal this year is to be more consistent, and to be a leader of the team. In my mind, part of leading is playing every play with emotion. I'm going to do my dances. When I make a play, I'm going to let everybody know I made a play, and that's so my teammates can feed off it."

COLLEGE: Came on strong in second half of his senior season at UC and impressed scouts with his performances at the Senior Bowl and Indianapolis scouting combine ... Became eighth player in UC history to make Bengals regular-season roster, and was the earliest UC selection in the draft (43rd overall) since Alex Gordon was taken in No. 42 spot by N.Y. Jets in 1987 ... Had 46 tackles, 14 passes defended and 2 interceptions as a senior, helping lead Bearcats to their first bowl appearance since 1950 ... Had 4 solo tackles and 2 passes defended in 35-19 Humanitarian Bowl victory vs. Utah State.

PERSONAL: Hometown is Johnstown, Pa. ... Attended the same high school (Bishop McCort) as QB John Stota, first player ever signed by Bengals ... Played RB as a prep senior and rushed for school-record 1487 yards and 26 TDs ... Business major at UC ... Cousin of Carlton Haslerig, former Pro Bowl offensive lineman for Pittsburgh Steelers.

(continued)

ARTRELL HAWKINS' STATISTICS

			Defense						Interceptions					Scoring					
			SKS- FR-											TD TD					
YEAR	TEAM	G-S	TKL	AST	TOT	YDS	PD	FF	YDS	NO	YDS	AVG	LG	TD	TD	IntRt	FRrt	S	PTS
1998	Cincinnati	16-16	65	5	70	1-9	17	2	1-25	3	21	7.0	12	0	—	—	—	—	—
CAREER		16-16	65	5	70	1-9	17	2	1-25	3	21	7.0	12	0	—	—	—	—	—

			Special Teams						Kickoff Returns					Punt Returns							
			FR-																		
YEAR	TEAM		TKL	AST	TOT	FF	YDS	BP	BFG	BXP	NO	YDS	AVG	LG	TD	NO	FC	YDS	AVG	LG	TD
1998	Cincinnati		2	0	2	0	0-0	0	0	0	—	—	—	—	—	—	—	—	—	—	—
CAREER			2	0	2	0	0-0	0	0	0	—	—	—	—	—	—	—	—	—	—	—

HAWKINS' 1998 GAME-BY-GAME DEFENSIVE STATISTICS

OPPONENT	TKL	AST	TOT	SKS-YDS	INT-YDS	PD	FF	FR-YDS
TENNESSEE	2	1	3	0-0	0-0	1	0	0-0
at Detroit	3	2	5	0-0	0-0	0	0	0-0
GREEN BAY	4	0	4	0-0	0-0	1	0	0-0
at Baltimore	5	0	5	1-9	0-0	1	1	0-0
—BYE—								
PITTSBURGH	4	0	4	0-0	0-0	0	0	0-0
at Tennessee	7	0	7	0-0	0-0	2	0	0-0
at Oakland	2	0	2	0-0	0-0	0	0	0-0
DENVER	1	0	1	0-0	0-0	1	1	0-0
at Jacksonville	3	0	3	0-0	0-0	0	0	1-25
at Minnesota	6	0	6	0-0	2-21	3	0	0-0
BALTIMORE	2	0	2	0-0	0-0	1	0	0-0
JACKSONVILLE	7	0	7	0-0	0-0	1	0	0-0
BUFFALO	5	0	5	0-0	0-0	2	0	0-0
at Indianapolis	6	0	6	0-0	0-0	1	0	0-0
at Pittsburgh	2	2	4	0-0	1-0	3	0	0-0
TAMPA BAY	6	0	6	0-0	0-0	0	0	0-0
TOTALS	65	5	70	1-9	3-21	17	2	1-25

WR



JAMES HUNDON

Ht: 6-1 Wt: 173

College: Portland State

3rd year in NFL

1998 Games-Starts: 9-3; Career Games-Starts: 30-3

Contract status as of 7-5-99: One-year contract for 1999

Acquired: FA '96

Born: 4-9-71

85

Lanky receiver made his first 3 NFL starts in '98 and has the speed to add a consistent deep threat to Bengals receiving corps ... His hopes for a breakout campaign last season were hampered by injuries, but he showed in May '99 minicamp that those troubles are behind him ... Played every game in '97 and made key contributions to Bengals' 6-2 record in season's second half.

COACH STEVE MOOSHAGIAN SAYS: "I'm excited about James after seeing him in minicamp. The coaches who have been here told me it was clearly his best minicamp since coming to the team. He knew there were two things he needed to improve, which were his consistency in catching the ball and his ability to get off the jam at the line of scrimmage. He was very focused about making those improvements, and when you combine that with his natural speed, you've got a player who should be greatly improved over last season."

1998 PARTICIPATION: Suffered severe ankle sprain in second preseason game, Aug. 17 vs. Indianapolis, and missed the last two preseason games plus Game 1 of regular season ... Ankle injury slowed him off-and-on throughout the season ... Played in Games 2 and 5-12, including starting assignments in place of injured Darnay Scott on Nov. 1 vs. Denver, Nov. 8 at Jacksonville and Nov. 22 vs. Baltimore ... On weekly inactive list for Games 1, 3-4 and 13-16.

1998 HIGHLIGHTS: On Nov. 1 vs. Denver, in his first NFL start, Hundon sustained a cracked rib from a crunching end zone tackle in the fourth quarter, but held the ball for an 11-yard TD from QB Neil O'Donnell that gave Cincinnati an 18-13 lead ... Had 2 catches for 20 yards vs. Broncos ... Led team with 43 receiving yards (on 4 catches) in starting role Nov. 8 at Jacksonville ... Was 2-for-17 receiving in start on Nov. 22 vs. Baltimore ... Sea-

son-long catches were a pair of 17-yarders, one Nov. 8 at Jacksonville and the second Nov. 29 vs. Jacksonville.

PREVIOUS SEASONS — 1996: Signed with Bengals April 23 as college free agent ... Waived Aug. 27 and signed Aug. 28 to Bengals practice squad ... On practice squad through Game 11, and signed Nov. 19 to Bengals' 53-player roster ... Played in Games 12-16 ... Did not earn an accrued year of credit toward free agency ... Scored on his first NFL reception (and only reception of the season), a 14-yard pass from Jeff Blake in victory Dec. 15 at Houston; the TD catch came on third-and-12 play in third quarter as Bengals erased a 6-0 deficit and went ahead to stay in 21-13 victory ... Made NFL playing debut Nov. 24 vs. Atlanta and had 4 KOR for 85 yards ... Also led special teams in tackles in Atlanta game with 3 (2 solo) ... Had 5 KOR for 134 yards in victory Dec. 22 vs. Indianapolis, averaging 26.8 yards ... Season KOR average of 23.7 was best on the team, though with 10 returns he didn't qualify for AFC rankings. **1997:** Played as reserve in Games 1-16 ... Led WRs with 148 special teams snaps ... Scored 2 TDs on Nov. 30 at Philadelphia, on passes from Boomer Esiason of 36 yards in first quarter and 13 yards in fourth quarter ... Posted a 5-catch, 118-yard day in the Philly

game, including gain of 52 yards, and also was the intended receiver when Eagles' Charles Dimry was flagged for interference in the end zone with 1:03 to play, setting up a TD that gave Bengals 42-41 lead ... Broke into season receiving column with a team-leading 4 catches (for 42 yards) on Oct. 26 at N.Y. Giants, including 21-yarder for first down on third-and-seven play during Bengals' first TD drive ... Had key 6-yard catch on third-and-four during fourth quarter of victory Nov. 23 vs. Jacksonville, producing a first down that allowed Bengals to kill all but 0:22 of final two minutes while protecting lead ... Had season-long 61-yard catch Dec. 14 vs. Dallas, but fumbled into end zone and Cowboys recovered for touchback.

COLLEGE: Dangerous receiver and kick returner for Portland State's Division I-AA national playoff qualifiers ... Caught 83-for-1406 in two seasons with Vikings, and averaged 25.3 yards on 21 KOR ... Played in 1992 at San Francisco CC (junior college), where he was MVP on a team which had 9 players earn Division I scholarships.

PERSONAL: Hometown is Daly City, Calif. ... Attended Jefferson HS ... College major was social science.

PLAYERS

JAMES HUNDON'S STATISTICS

YEAR	TEAM	G-S	Receiving					Rushing					Scoring					
			NO	YDS	AVG	LG	TD	ATT	YDS	AVG	LG	TD	TD	TD-R	TD-P	TD-R	2-PIC	PTS
1996	Cincinnati	5-0	1	14	14.0	14	1	—	—	—	—	—	1	0	1	0	0	6
1997	Cincinnati	16-0	16	285	17.8	61	2	—	—	—	—	—	2	0	2	0	0	12
1998	Cincinnati	9-3	10	112	11.2	17	1	—	—	—	—	—	1	0	1	0	0	6
CAREER			30-3	27	411	15.2	61	4	—	—	—	—	4	0	4	0	0	24

YEAR TEAM	Special Teams								Kickoff Returns					Punt Returns					
	TKL	AST	TOT	FF	YDS	BP	BFG	BXP	NO	YDS	AVG	LG	TD	NO	FC	YDS	AVG	LG	TD
1996 Cincinnati	3	3	6	0	0-0	0	0	0	10	237	23.7	31	0	1	0	-7	-7.0	-7	0
1997 Cincinnati	1	0	1	0	0-0	0	0	0	10	169	16.9	28	0	0	0	—	—	—	0
1998 Cincinnati	1	0	1	0	0-0	0	0	0	0	0	—	—	0	0	0	—	—	—	0
CAREER	5	3	8	0	0-0	0	0	0	20	406	20.3	31	0	1	0	-7	-7.0	-7	0

HUNDON'S SINGLE-GAME HIGHS

RECEIVING — Receptions: 5 at Phil. 11-30-97; Yards: 118 at Phil. 11-30-97; Long: 61 vs. Dall. 12-14-97.

KICKOFF RETURNS — Returns: 5 vs. Ind. 12-22-96; Yards: 134 vs. Ind. 12-22-96; Long: 31 vs. Ind. 12-22-96.

TOUCHDOWNS — Total: 2 at Phil. 11-30-97; Receiving: 2 at Phil. 11-30-97; Kickoff Returns: None.

HUNDON'S 1998 GAME-BY-GAME STATISTICS

OPPONENT	Receiving					Rushing				
	NO	YDS	AVG	LG	TD	ATT	YDS	AVG	LG	TD
TENNESSEE at Detroit	1	15	INACTIVE	15	0	—	—	INACTIVE	—	—
GREEN BAY at Baltimore	—	—	INACTIVE	—	—	—	—	INACTIVE	—	—
—BYE—	—	—	INACTIVE	—	—	—	—	INACTIVE	—	—
PITTSBURGH at Tennessee	0	0	—	—	0	—	—	—	—	—
at Oakland	0	0	—	—	0	—	—	—	—	—
DENVER at Jacksonville	2	20	10.0	11-T	1	—	—	—	—	—
at Minnesota	4	43	10.8	17	0	—	—	—	—	—
BALTIMORE JACKSONVILLE	0	0	—	—	0	—	—	—	—	—
Games 13-16	2	17	8.5	9	0	—	—	—	—	—
	1	17	17.0	17	0	—	—	—	—	—
TOTALS	10	112	11.2	17	1	—	—	—	—	—

WR



WILLIE JACKSON

80

Ht: 6-1 Wt: 212

College: Florida

6th year in NFL

1998 Games-Starts: 8-0; Career Games-Starts: 54-13

Contract status as of 7-5-99: In final season of a two-year deal

Acquired: FA '98

Born: 8-16-71

Former Jacksonville Jaguars receiving leader, Jackson joined Bengals as free agent one week into '98 regular season and returns for '99 as a contender for starting split end job ... Spent much of last season learning Bengals system, but saw action in eight games and averaged 23.5 yards per catch ... Veteran of four postseason games.

COACH KEN ANDERSON SAYS: "Willie's a veteran receiver with some good seasons behind him, and he's going to challenge for a big role in our passing attack. He had to sort of learn as he went along last year because we didn't get him until September, but this year he'll hit the ground running. He's a physical receiver who uses his body well. He has good hands, and he showed late last year that he can make some plays for us."

1998 PARTICIPATION: Began training camp with Jacksonville and was released in Aug. 30 final cuts ... Signed as free agent with Cincinnati on Sept. 10 ... Played in Games 3-4, 8-9, 11 and 14-16 ... On inactive list for Games 2, 5-7 and 12-13 ... Active but DNP in Game 10.

1998 HIGHLIGHTS: Made Bengals debut Sept. 20 vs. Green Bay, with 1 catch for 12 yards from Neil O'Donnell on a third-and-four play to keep FG drive alive ... His 35-yard catch from Paul Justin on a fourth-and-eight play at Jacksonville kept a TD drive alive and was the longest passing gain of the day for Cincinnati ... Led team Dec. 13 at Indianapolis with 90 receiving yards (on 3 catches) ... Caught 47-yard pass from Jeff Blake at Indy, play that carried to Colts 5 to set up a TD ... Also at Indy, had receptions of 37 and 6 yards from Eric Kresser.

PREVIOUS SEASONS — 1994: Drafted by Dallas in fourth round (109th overall) ... Made Cowboys' opening day roster after ranking third in preseason receptions with 7 catches for 76 yards ... On weekly inactive list for all 16 regular-season games and both postseason contests. **1995:** Selected on Feb. 15 by Jacksonville in expansion draft to stock Jaguars and Carolina franchises ... Led inaugural Jaguars team in receptions (53), yards (589) and TDs (5) while playing 14 games and starting 10 ... Also averaged 21.3 yards on 19 kickoff returns, second on the team ... Had six games with six or more receptions ... Made first start Sept. 24 vs. Green Bay and responded with 7 catches for 66 yards, including 2 for TDs in fourth quarter ... Took over team receptions lead Oct. 1 at Houston, with 6 catches for 48 yards as franchise claimed first win in 17-16 thriller ... Caught 6-for-94 in victory Oct. 8 vs. Pittsburgh ... Suffered sprained knee and foot Nov. 19 at Tampa Bay and missed following two games, Nov. 26 at Cincinnati

and Dec. 3 at Denver ... Did not start Dec. 10 vs. Indianapolis, but got the first 100-yard game of his career and the second by a Jaguar, going 6-for-113 with 2 TDs ... Was the only Jaguar with 2 TD receptions in a game, and was first to do it twice ... Scored TD and a two-point conversion in season finale Dec. 24 vs. Cleveland. **1996:** Tied for second on Jaguars with 3 TD catches and ranked fourth with 486 receiving yards on 33 catches ... Scored team's first TD of the season on the first drive Sept. 1 vs. Pittsburgh, catching 38-yard pass from Mark Brunell and beating Rod Woodson ... Had second 100-yard game of career Sept. 22 at New England (4-101), including career-long 58-yard "Hail Mary" catch on final play of regulation when he was downed at one-foot line ... Had career-long TD catch of 41 yards from Brunell on Oct. 13 vs. N.Y. Jets ... Had career-high 8 receptions (for 69 yards) in one of his two starts, Nov. 17 at Pittsburgh ... Made an acrobatic 7-yard TD catch in fourth quarter Nov. 24 at Baltimore; Jaguars made two-point conversion to tie score and eventually won in overtime ... Made two-point conversion catch in third quarter of 30-27 victory Dec. 1 vs. Cincinnati; also caught 2-for-24 vs. Bengals ... Played in all three postseason games with 4 receptions for 46 yards, including 3 catches for 35 yards in Divisional round victory 1-4-97 at Denver. **1997:** Played as Jacksonville's third receiver behind Jimmy Smith and Keenan McCardell, with one start Oct. 26 at Pittsburgh in three-wideout set ... Led team at Steelers with 64 yards (on 3 receptions), including 8-yard TD and a 45-yarder from Brunell ... Had career-long 38-yard KO return Nov. 9 vs. Kansas City ... Made 100th career reception Dec. 7 vs. New England ... Played but had no catches in Dec. 27 Wild Card playoff loss at Denver.

COLLEGE: Left Florida as No. 2 in school history in receptions (162) and yards (2172) ... A three-year starter, he was selected team's outstanding receiver as a sophomore, with 51 catches for 725 yards and 10 TDs ... Led SEC as a junior with 62 catches for 772 yards and was named first-team all-conference and honorable mention All-America ... Caught 49-for-675 with 6 TDs as a senior.

PERSONAL: Hometown is Gainesville, Fla., where he earned All-State honors at P.K. Yonge HS ... As a senior, combined team MVP honors with top academic achievement award ... Holds degree from Florida in telecommunications ... Son of Willie Jackson, Sr., who lettered in football at Florida from 1970-72 as the first black player in school history ... Father and son both wore No. 22 at Florida ... Has sponsored an annual football camp and other non-profit initiatives through the Willie Jackson Youth Foundation ... Full name is Willie Bernard Jackson, Jr.

WILLIE JACKSON'S STATISTICS

YEAR	TEAM	G-S	Receiving					Rushing					Scoring					
			NO	YDS	AVG	LG	TD	ATT	YDS	AVG	LG	TD	TD	TD-R	TD-P	TD-RI	2-PIC	PTS
1994	Dallas	0-0	DID NOT PLAY*					DID NOT PLAY*					DID NOT PLAY*					
1995	Jacksonville	14-10	53	589	11.1	45	5	0	0	—	—	0	5	0	5	0	1	32
1996	Jacksonville	16-2	33	486	14.7	58	3	1	2	2.0	2	0	3	0	3	0	1	20
1997	Jacksonville	16-1	17	206	12.1	45	2	3	14	14.7	13	0	2	0	2	0	1	14
1998	Cincinnati	8-0	7	165	23.6	47	0	0	0	—	—	0	0	0	0	0	0	0
Dall. Totals		0-0	0	0	—	—	0	0	0	—	—	0	0	0	0	0	0	0
Jax. Totals		46-13	103	1281	12.4	58	10	4	16	4.0	13	0	10	0	10	0	3	66
Cin. Totals		8-0	7	165	23.6	47	0	0	0	—	—	0	0	0	0	0	0	0
CAREER		54-13	110	1446	13.1	58	10	4	16	4.0	13	0	10	0	10	0	3	66

PLAYERS

YEAR	TEAM	Special Teams							Kickoff Returns					Punt Returns					
		TKL	AST	TOT	FF	YDS	BP	BFG	BXP	NO	YDS	AVG	LG	TD	NO	FC	YDS	AVG	LG
1994	Dallas	DID NOT PLAY*							DID NOT PLAY*					DID NOT PLAY*					
1995	Jacksonville	—	—	—	—	—	—	—	19	404	21.3	47	0	1	0	-2	-2.0	-2	0
1996	Jacksonville	—	—	—	—	—	—	—	7	149	21.3	27	0	0	0	0	—	—	0
1997	Jacksonville	—	—	—	—	—	—	—	32	653	20.4	38	0	0	0	0	—	—	0
1998	Cincinnati	—	—	—	—	—	—	—	0	0	—	—	0	0	0	0	—	—	0
Dall. TOTALS		—	—	—	—	—	—	—	0	0	—	—	0	0	0	0	—	—	0
Jax. TOTALS		—	—	—	—	—	—	—	58	1206	20.8	47	0	1	0	-2	-2.0	-2	0
Cin. TOTALS		—	—	—	—	—	—	—	0	0	—	—	0	0	0	0	—	—	0
CAREER		—	—	—	—	—	—	—	58	1206	20.8	47	0	1	0	-2	-2.0	-2	0

JACKSON'S SINGLE-GAME HIGHS

RECEIVING — Receptions: 8 at Pitt. 11-17-96 (for Jax.); Yards: 113 vs. Ind. 12-10-95 (for Jax.); Long: 58 at N.E. 9-22-96 (for Jax.).
KICKOFF RETURNS — Returns: 6 (twice), most recently at Cin. 11-23-97 (for Jax.); Yards: 135 at Dall. 10-19-97 (for Jax.); Long: 47 at Cin. 9-10-95 (for Jax.).
TOUCHDOWNS — Total: 2 (twice), most recently vs. Ind. 12-10-95 (for Jax.); Receiving: 2 (twice), most recently vs. Ind. 12-10-95 (for Jax.); Kickoff Returns: None.

JACKSON'S 1998 GAME-BY-GAME STATISTICS

OPPONENT	Receiving						Rushing				
	NO	YDS	AVG	LG	TD		ATT	YDS	AVG	LG	TD
at Chicago	JACKSONVILLE: Released, Aug. 30 NOT WITH AN NFL TEAM CINCINNATI: Signed as a free agent, Sept. 10						NOT WITH AN NFL TEAM				
at Detroit	INACTIVE						INACTIVE				
GREEN BAY	1	12	12.0	12	0		—	—	—	—	—
at Baltimore	0	0	—	—	0		—	—	—	—	—
—BYE—											
PITTSBURGH	INACTIVE						INACTIVE				
at Tennessee	INACTIVE						INACTIVE				
at Oakland	INACTIVE						INACTIVE				
DENVER	1	11	11.0	11	0		—	—	—	—	—
at Jacksonville	1	35	35.0	35	0		—	—	—	—	—
at Minnesota	DID NOT PLAY						DID NOT PLAY				
BALTIMORE	1	17	17.0	17	0		—	—	—	—	—
JACKSONVILLE	INACTIVE						INACTIVE				
BUFFALO	INACTIVE						INACTIVE				
at Indianapolis	3	90	30.0	47	0		—	—	—	—	—
at Pittsburgh	0	0	—	—	0		—	—	—	—	—
TAMPA BAY	0	0	—	—	0		—	—	—	—	—
TOTALS	7	165	23.6	47	0		—	—	—	—	—

POSTSEASON

YEAR	TEAM	Receiving						Rushing					Scoring					
		G-S	NO	YDS	AVG	LG	TD	ATT	YDS	AVG	LG	TD	TD	TD-R	TD-P	TD-RI	2-PIC	PTS
1994	Dallas	0-0		DID NOT PLAY*				DID NOT PLAY*					DID NOT PLAY*					
1996	Jacksonville	3-0	4	46	11.5	19	0	—	—	—	—	—	—	—	—	—	—	—
1997	Jacksonville	1-0	0	0	—	—	0	—	—	—	—	—	—	—	—	—	—	—
CAREER		4-0	4	46	11.5	19	0	—	—	—	—	—	—	—	—	—	—	—

*NOTE: Jackson was inactive for 16 games with Dallas in 1994, and he was inactive for both of the Cowboys' postseason games.



ROD JONES

Ht: 6-4 Wt: 325

College: Kansas

4th year in NFL

1998 Games-Starts: 6-2; Career Games-Starts: 22-11

Contract status as of 7-5-99: One-year contract for 1999

Acquired: D7 '96 (219th overall)

Born: 1-11-74

60

Powerful player with good foot movement, Jones has worked to add discipline and poise to his game, and could make a run at starting lineup spot in '99 ... Slated to work primarily at left tackle in training camp, but can also play guard ... Saw sporadic action over first 12 weeks of last season, and later replaced injured Rich Braham as starting LG for two games.

COACH PAUL ALEXANDER SAYS: "Rod did some nice things last year. I was pleased with his progress. He's always been aggressive, and early in his career, he was like a heat-seeking missile. He'd either kill his man or miss him completely. But he's learned to temper that and be more consistent. He can play tackle or guard, and that helps our options as a coaching staff. I don't know where he'll wind up after training camp, but it could be somewhere in our starting lineup."

1998 RECAP: Active but did not play for Games 1-6 and 9-10 ... Played as reserve and/or on special teams in Games 7-8 and 11-12 ... Started at LG, substituting for injured Rich Braham, in Game 13, Dec. 6 vs. Buffalo, and Game 14, Dec. 13 at Indianapolis ... Sidelined during Indianapolis game with quad strain and bruised elbow, and on inactive list for Game 15, Dec. 20 at Pittsburgh ... Played season-high 59 offensive snaps in start vs. Buffalo.

PREVIOUS SEASONS — 1996: Drafted by Bengals in 7th round (219th overall) ... Signed July 15 ... Played in all 4 preseason games, starting last 3 at LG, and started at LG in season opener Sept. 1 at St. Louis ... Also played Sept. 8 at San Diego and Nov. 24 vs. Atlanta ... Active but DNP for Game 11 at Buffalo and Game 15 at Houston ... On weekly inactive list for Games 3-10, 13-14 and 16. **1997:** Started Games 1-8 at LT before yielding

spot upon Kevin Sargent's full recovery from neck injury ... Played every offensive snap in Games 3-6 ... Missed only 5 offensive snaps in Bengals' season-opening win Aug. 31 vs. Arizona ... Aided Ki-Jana Carter's 104-yard rushing effort Sept. 21 at Denver, which broke Cincinnati's 67-game streak without a 100-yard rusher ... Also played in Games 9-12 and 10-14 ... Active but DNP in Games 11 and 15-16 ... Graded perfectly in area of missed assignments on coaches' film reviews, with none in 361 offensive snaps.

COLLEGE: Missed most of junior season ('94) due to injured right knee ligaments, but came back as a senior to earn first-team All-Big Eight honors ... Credited with 93 knockdown blocks as a senior and graded 86% for blocking consistency, playing a major role as Kansas averaged 206.9 rushing yards per game ... Played in every game as a freshman, breaking into starting lineup near end of season, and started every game at LT as a sophomore for Jayhawk team that averaged 213.9 rushing yards and 33:12 possession time ... Originally recruited as a defensive lineman.

PERSONAL: Hometown is Detroit, where he attended Henry Ford HS and had 17 sacks as a senior defensive lineman ... Holds bachelor's degree from Kansas, with major in human development/family living ... Motivational speaker in elementary and high school classrooms ... An avid moviegoer, he also enjoys bowling, billiards and golf.

ROD JONES' STATISTICS

GAMES-STARTS (22-11): **1996** (3-1), **1997** (13-8), **1998** (6-2).

HISTORY-MAKING TOUCHDOWN

Corey Sawyer's 58-yard interception return for a touchdown in overtime at Detroit last season (Sept. 13) marked the first time in 13 Bengals overtime victories that Cincinnati won the game with a touchdown.

The Bengals' first 12 overtime wins all came on field goals — nine by **Jim Breech**, two by **Doug Pellfrey** and one by **Chris Bahr**.

The Bengals are tied with Pittsburgh, Denver and Minnesota for most regular-season overtime victories in NFL history.

The Bengals have lost seven games in overtime — five by a field goal and two by a touchdown.



ERIC KRESSER

15

Ht: 6-2 Wt: 223

College: Marshall

1st year in NFL*

1998 Games-Starts: 2-0; Career Games-Starts: 2-0

Contract status as of 7-5-99: In final season of a two-year deal

Acquired: FA '98

Born: 2-6-73

Accurate thrower with good size and strength spent his second partial season with Bengals in '98, and put himself in team's '99 QB mix with promising performance ... Prolific college passer led Marshall to 1996 NCAA Division I-AA title and developed reputation for mistake-free performance in crucial situations.

COACH KEN ANDERSON SAYS: "Eric had only limited opportunities last year, but when he did get in a couple of times, he moved the team. We like what we see of this young guy because he made some plays. He found himself in situations where he was playing without having gotten any practice snaps during the week, and he took the team down the field. We like the way he moved the team with his passing ability."

1998 PARTICIPATION: Saw action in preseason, posting 118.2 passer rating with 10 completions in 15 attempts for 138 yards, 1 TD and no INT ... Waived on Aug. 30, and signed Aug. 31 to Bengals practice squad ... On practice squad for Games 1-12, and signed Dec. 3 to Bengals' 53-player roster ... Inactive for Games 13 and 15 ... Played in Games 14 and 16.

1998 HIGHLIGHTS: Made NFL playing debut Dec. 13 at Indianapolis, seeing late fourth-quarter action in relief of starter Jeff Blake ... Directed 6-play, 61-yard TD drive at Indy, capped by 19-yard scoring pass to Stepfret Williams ... Finished Indy game at 3-of-4 passing for 62 yards, 1 TD and no INT ... Injuries lifted Kresser to No. 2 QB role for Dec. 27 Tampa Bay game, and he entered contest in second quarter after injury to Paul Justin ... Completed 7 of 17 passes for 102 yards, no TDs and 2 INTs vs. Bucs.

1997: Signed with Bengals April 25 as rookie free agent ... Posted 97.7 passer rating in preseason, completing 16-of-24 for 151 yards, 1 TD and no INT ... TD pass was 29-yarder to Gunnard Twyner Aug. 22 vs. Seattle ...

Waived Aug. 24 in final preseason cuts ... Re-signed Oct. 21 to Bengals practice squad ... On practice squad for Games 8-11 ... Signed to 53-player roster Nov. 17, and was in uniform as designated third QB for Games 12-16 ... Did not see game action.

KRESSER ON THE '99 SEASON: "I want to play here. This is my hometown, and a lot of my family still lives here. All I can do is wait and be ready to take advantage of my opportunity when it comes."

COLLEGE: Passed for 35 TDs and only 11 interceptions in Marshall's NCAA title season ... Completed 226-of-375 passes (60.2%) for 3407 yards ... Completed 18-of-28 (64.3%) for 324 yards and 4 TDs in Thundering Herd's 49-29 victory over Montana in national championship game ... Transferred to Marshall from Florida, where he had posted excellent numbers in limited action as backup to Danny Wuerffel (1996 Heisman Trophy winner) ... Played for Gators from 1993-95, completing 93-of-160 (58.1%) for 1572 yards, 18 TDs and 5 INT ... Threw for 12 TDs and only 2 INT at Florida in '95, and set a school record with 458 passing yards vs. Northern Illinois in his only start.

PERSONAL: Born in Cincinnati, but moved with family as a youth to Palm Beach Gardens, Fla. ... Attended Palm Beach Gardens HS, where he finished with school records for passing yards (5364) and TD passes (44) and was named one of nation's Top 40 players by *Atlanta Journal-Constitution* ... Off-season residences are Palm Beach Gardens and Huntington, W.Va. ... Hobbies include basketball and artwork ... Single ... Full name is Eric Joel Kresser.

* — Kresser did not earn an accrued year of experience toward NFL free agency in 1997 or 1998 because he was not on the 53-player roster, the Injured Reserve list or the PUP list in either season for the required minimum of six games. He again is designated a first-year player in 1999.

ERIC KRESSER'S STATISTICS

YEAR	TEAM	G-S	Passing											
			ATT	CMP	PCT	YDS	YDS/ATT	TD	TD%	INT	INT%	LG	SACK-LOST	RAT
1997	Cincinnati	0-0	PRACTICE SQUAD/INACTIVE											
1998	Cincinnati	2-0	21	10	47.6	164	7.81	1	4.8	2	9.5	37	0-0	50.6
CAREER		2-0	21	10	47.6	164	7.81	1	4.8	2	9.5	37	0-0	50.6

YEAR	TEAM	Rushing					Scoring					
		ATT	YDS	AVG	LG	TD	TD	TD-R	TD-P	TD-RI	2-PIC	PTS
1997	Cincinnati											
1998	Cincinnati	1	-1	-1.0	-1	0	—	—	—	—	—	—
CAREER		1	-1	-1.0	-1	0	—	—	—	—	—	—



JEVON LANGFORD

Ht: 6-3 Wt: 290

College: Oklahoma State

4th year in NFL

94

1998 Games-Starts: 14-1; Career Games-Starts: 40-4

Contract status as of 7-5-99: One-year contract for 1999

Acquired: D4 '96 (108th overall)

Born: 2-16-74

Called a "high-motor" player by his coaches, Langford will bid for increased playing time in '99 after leading the defensive line reserves with 24 tackles in '98. ... Has good combination of speed, agility and aggressiveness, but must work on consistency. ... Can play DT in four-man line.

COACH TIM KRUMRIE SAYS: "Jevon's a slugger, a head-banger. He has a very aggressive nature on the field, and when he puts everything together, he's a very good player for us. The key for him now is to prove he can do it on a consistent basis. He definitely has the strength and the other tools he needs."

1998 PARTICIPATION: Played in Games 1-12 and 15-16. ... Games played included his fourth career start, as he opened at an RDT position when Bengals came out in four-man defensive line on Oct. 25 at Oakland. ... On weekly inactive list for Games 13-14.

1998 HIGHLIGHTS: Led defensive line with 4 tackles (1 solo) in victory Sept. 13 at Detroit. ... Had 3 assists in victory Oct. 11 vs. Pittsburgh, and teamed with LB Reinard Wilson for 10-yard sack on Kordell Stewart in first quarter, forcing Steeler punt. ... Had 3 solo tackles in starting assignment in four-lineman front on Oct. 25 at Oakland. ... Had season-high 5 solos Dec. 27 vs. Tampa Bay, tying for line lead in solos.

PREVIOUS SEASONS — 1996: Drafted by Bengals in 4th round (108th overall). ... Signed Aug. 5. ... Made first NFL start Nov. 24 vs. Atlanta, and set up Bengals TD drive with superb athletic effort, intercepting his own deflected pass against Bobby Hebert in 1st quarter. ... Also had 3-yard sack against Hebert in Falcons game while leading line with 7 total tackles (1 solo). ... Led line with 7 tackles (4 solo) and added 2 QB pressures while playing

as reserve Dec. 8 vs. Baltimore. ... Returned to starting lineup Dec. 15 at Houston, and recovered Chris Chandler fumble to halt Oiler drive at Bengals 15 just before half-time; had 4 tackles (2 solo) at Oilers. ... Had 3-yard sack against Jim Harbaugh in starting role Dec. 22 vs. Indianapolis. ... Made NFL playing debut Sept. 1 at St. Louis with 3 solos and 1 tackle for loss in just 9 snaps. ... Played as reserve in Games 1-4, 6, 8, 11 and 13-14. ... Started in Games 12, 15 and 16. ... Inactive for Games 5 and 7, and inactive (shoulder injury) for Games 9 and 10. **1997:** Had 14-yard sack, Bengals' longest sack of season, against Kelly Holcomb to end Colts' final possession in victory Nov. 9 at Indianapolis. ... Also had 2 solo tackles at Indianapolis. ... Had 3 tackles (1 solo) and a pass defended Oct. 19 vs. Pittsburgh. ... Had 3 tackles (2 solo) Oct. 26 at N.Y. Giants. ... Played in Games 1, 3-5 and 7-16. ... Active but DNP in Game 2 at Baltimore. ... On weekly inactive list for Game 6 at Tennessee. ... Played season-high 35 defensive snaps in victory Dec. 14 vs. Dallas.

COLLEGE: Played 11 games and started 10 as an OSU senior despite competing with a broken hand with screw inserted. ... Impressed scouts with stellar performance in Hula Bowl. ... Had biggest statistical season as a junior, starting every game and leading team with 8.5 sacks for 57 yards. ... Started final 9 games as a sophomore and registered sacks against future NFL quarterbacks Gus Frerotte and Kordell Stewart.

PERSONAL: Hometown is Washington, D.C. ... Attended Bishop Carroll HS, where he earned honorable mention on *USA Today* All-America team. ... Business major at Oklahoma State. ... Married (wife Pamela) with a daughter, Devon, 1½. ... Hobbies include raising Rottweilers, bike riding, boxing and fishing.

JEVON LANGFORD'S STATISTICS

		Defense							Interceptions					Scoring					
YEAR	TEAM	G-S	TKL	AST	TOT	SKS-		PD	FF	FR-YDS	NO	YDS	AVG	LG	TD	TD	TD	S	PTS
						YDS													
1996	Cincinnati	12-3	17	14	31	2-6	1	0	1-0	1	0	0.0	0	0	—	—	—	—	—
1997	Cincinnati	14-0	9	5	14	1-14	1	0	0-0	0	0	—	—	0	—	—	—	—	—
1998	Cincinnati	14-1	17	7	24	0.5-5	0	0	0-0	0	0	—	—	0	—	—	—	—	—
CAREER		40-4	43	26	69	3.5-25	2	0	1-0	1	0	0.0	0	0	—	—	—	—	—
		Special Teams							Kickoff Returns					Punt Returns					
YEAR	TEAM	TKL	AST	TOT	FF	FR-			NO	YDS	AVG	LG	TD	NO	FC	YDS	AVG	LG	TD
						YDS	BP	BFG											
1996	Cincinnati	1	1	2	0	0-0	0	0	0	—	—	—	—	—	—	—	—	—	—
CAREER		1	1	2	0	0-0	0	0	0	—	—	—	—	—	—	—	—	—	—

— LANGFORD'S 1998 GAME-BY-GAME DEFENSIVE STATISTICS —

OPPONENT	TKL	AST	TOT	SKS-YDS	INT-YDS	PD	FF	FR-YDS
TENNESSEE	0	0	0	0-0	0-0	0	0	0-0
at Detroit	1	3	4	0-0	0-0	0	0	0-0
GREEN BAY	1	0	1	0-0	0-0	0	0	0-0
at Baltimore	1	0	1	0-0	0-0	0	0	0-0
—BYE—								
PITTSBURGH	0	3	3	0.5-5	0-0	0	0	0-0
at Tennessee	0	1	1	0-0	0-0	0	0	0-0
at Oakland	3	0	3	0-0	0-0	0	0	0-0
DENVER	3	0	3	0-0	0-0	0	0	0-0
at Jacksonville	0	0	0	0-0	0-0	0	0	0-0
at Minnesota	1	0	1	0-0	0-0	0	0	0-0
BALTIMORE	0	0	0	0-0	0-0	0	0	0-0
JACKSONVILLE	1	0	1	0-0	0-0	0	0	0-0
BUFFALO				INACTIVE				
at Indianapolis				INACTIVE				
at Pittsburgh	1	0	1	0-0	0-0	0	0	0-0
TAMPA BAY	5	0	5	0-0	0-0	0	0	0-0
TOTALS	17	7	24	0.5-5	0-0	0	0	0-0

PLAYERS

CB-ES



TREMAINE MACK

Ht: 6-0 Wt: 193

College: Miami (Fla.)

3rd year in NFL

1998 Games-Starts: 12-0; Career Games-Starts: 16-4

Contract status as of 7-5-99: In first season of a two-year deal

Acquired: D4 '97 (111th overall)

Born: 11-21-74

34

Explosive kick returner with high potential on defense as cornerback or safety ... Set Bengals records for kickoff return average and total KOR yards in '98 before his season was ended after 12 games by legal action stemming from alcohol-related violations ... Rejoined Bengals in June '99 after resolving his legal difficulties ... Transferred from Reserve/Left Squad list to off-season roster on 6-7-99 ... Has been listed as a safety on defense in first two pro seasons, but slated to work primarily at LCB entering '99 training camp.

COACH RAY HORTON SAYS: "It's no secret Tremaine has had off-field problems, and his first priority is to decide what he wants in life. If he wants to be a pro football player and can make that commitment for 20 weeks, he can soar very high. He has great natural ability to roam and catch and make plays. With the right focus, he could be a significant player for us at cornerback or safety."

1998 PARTICIPATION: Played in Games 1-12 ... Removed from Bengals roster Dec. 3 to the Exempt/Left Squad list ... Transferred Dec. 23 to the Reserve/Left Squad list.

1998 HIGHLIGHTS: Averaged 25.9 yards on his 45 KO returns, breaking Bengals record of 25.4 set by Willie Shelby in 1976 ... Has enough returns to also qualify as Bengals career leader in KO return average, passing former mark of 24.7 yards by Lemar Parrish ... Ranked fourth in AFC and seventh in NFL for season in KO return average ... Totaled 1165 KO return yards, second-most in AFC and most in Bengals history, topping Deacon Turner's output of 1149 yards in 1979 ... Mack tied with Ravens'

Pat Johnson for AFC's longest KO return of season — Mack with a 97-yard TD in third quarter Sept. 27 at Baltimore, cutting 21-10 deficit to 21-17 ... Had three other returns of 50-plus yards, gaining 51 in second quarter Sept. 20 vs. Green Bay, 54 yards in first quarter Oct. 25 at Oakland and 61 yards in fourth quarter Nov. 1 vs. Denver ... The 61-yarder vs. Denver put the Bengals on Broncos' 32-yard line with 48 seconds left, but Denver's defense held for 33-26 victory ... Mack had 212 KO return yards vs. Denver (on 7 returns), breaking Bengals record of 201 established by Eric Blenlemy on 10-26-97 at N.Y. Giants ... Finished third on club with 216 special teams snaps ... Saw action as a nickel CB on Nov. 22 vs. Baltimore because Bengals CB corps was thinned by injuries ... Had 2 solo tackles in Ravens game ... Made a key clearing block during Damon Gibson's 65-yard punt return for TD in victory Sept. 13 vs. Detroit.

COACH AL ROBERTS SAYS: "As a kickoff returner, Tremaine has vision, speed and strength. He anticipates. He can see where a hole will develop before it actually opens. Then he hits that hole with a lot of speed and pretty good size and strength. He's fearless, not afraid of a collision, and when you put all that together, some nice things can happen."

1997: Entered draft after junior season at Miami, and selected by Bengals in fourth round (111th overall) ... Started first three preseason games, but diagnosed Aug. 18 with small cartilage tear in right knee, and underwent arthroscopic surgery Aug. 20 ... Missed final preseason game, but returned to start in Games 1-4 of regular season

(Tremain Mack — cont'd)

... Had 3 tackles (2 solo) in NFL debut Aug. 31 vs. Arizona; played despite having undergone arthroscopic knee surgery Aug. 20 and missing preseason finale ... Tied for team lead with 9 tackles Sept. 7 at Baltimore ... Had 29-yard INT return Sept. 21 at Denver, picking off John Elway pass 3 yards deep in end zone and returning to Bengals' 26; game was scoreless at the time, and Bengals responded with 74-yard TD drive ... Had 6 tackles Sept. 28 vs. Jets, but suffered badly bruised and sprained left foot ... On weekly inactive list for Games 5-9 ... Placed on Reserve/Non-Football Illness list on Nov. 5, while undergoing evaluation under NFL guidelines for alcohol-related violations ... Granted roster exemption to return to practice on Nov. 26 ... Reinstated from Reserve/NFI to the 53-player roster on Dec. 1 ... On weekly inactive list for Games 14-16.

COLLEGE: Was widely regarded as one of college

football's hardest hitters, carrying on Miami tradition established by future NFL standout safeties such as Fred Marion, Bennie Blades and Darryl Williams ... All-Big East first-team selection at strong safety following '96 campaign, and was named the conference's special teams Player of the Year ... Set UM record in '96 with 514 yards on kickoff returns, and did it on just 13 attempts, averaging 39.5 yards ... Chosen as conference Player of the Week four times in '96 ... Keyed 31-21 win over West Virginia in '96 Carquest Bowl with TDs on 42-yard interception return and 79-yard fumble return ... Blocked 6 punts and 3 FGs over his final two seasons, and deflected two other kicks.

PERSONAL: Hometown is Tyler, Texas ... Three-time All-East Texas selection at Tyler's Chapel Hill HS, where he played DB and tailback ... Rushed for 1267 yards and 22 TDs as a prep senior ... Liberal Arts major at Miami ... Hobbies include fishing and poetry ... Nephew of Phillip Epps, Green Bay WR from 1982-88.

TREMAIN MACK'S STATISTICS

YEAR	TEAM	G-S	Defense							Interceptions					Scoring				
			TKL	AST	TOT	SKS-YDS	PD	FF	FR-YDS	NO	YDS	AVG	LG	TD	TD	IntRet	FRRT	S	PTS
1997	Cincinnati	4-4	14	4	18	0-0	1	0	0-0	1	29	29.0	29	0	—	—	—	—	—
1998	Cincinnati	12-0	2	0	2	0-0	0	0	0-0	0	0	—	—	0	*1	0	0	0	6
CAREER		16-4	16	4	20	0-0	1	0	0-0	1	29	29.0	29	0	*1	0	0	0	6

* — TD scored on kickoff return (see below).

		Special Teams								Kickoff Returns					Punt Returns					
YEAR	TEAM	TKL	AST	TOT	FF	FR- YDS	BP	BFG	BXP	NO	YDS	AVG	LG	TD	NO	FC	YDS	AVG	LG	TD
1997	Cincinnati	0	0	0	0	0-0	0	0	0	—	—	—	—	—	—	—	—	—	—	—
1998	Cincinnati	5	0	5	0	0-0	0	0	0	45	1165	25.9	97	1	—	—	—	—	—	—
CAREER		5	0	5	0	0-0	0	0	0	45	1165	25.9	97	1	—	—	—	—	—	—

— MACK'S' SINGLE-GAME HIGHS —

KICKOFF RETURNS — Returns: 7 vs. Den., 11-1-98; Yards: 212 vs. Den.; 11-1-98; Long: 97 at Balt., 9-27-98 (TD); Touchdowns: 1 at Balt., 9-27-98 (97 yards).

— MACK'S 1998 GAME-BY-GAME KICKOFF RETURNS —

OPPONENT	NO	YDS	AVG	LG	TD
TENNESSEE	2	44	22.0	25	0
at Detroit	2	44	22.0	25	0
GREEN BAY	4	120	30.0	51	0
at Baltimore	6	189	31.5	97-T	1
—BYE—					
PITTSBURGH	5	86	17.2	21	0
at Tennessee	2	49	24.5	28	0
at Oakland	3	88	29.3	54	0
DENVER	7	212	30.3	61	0
at Jacksonville	5	128	25.6	34	0
at Minnesota	1	35	35.0	35	0
BALTIMORE	4	84	21.0	25	0
JACKSONVILLE	4	86	21.5	24	0
Placed on Exempt/Left Squad list, Dec. 3					
EXEMPT/LEFT SQUAD LIST					
EXEMPT/LEFT SQUAD LIST					
EXEMPT/LEFT SQUAD LIST					
Placed on Reserve/Left Squad list, Dec. 23					
RESERVE/LEFT SQUAD LIST					
BUFFALO					
at Indianapolis					
at Pittsburgh					
TAMPA BAY					
TOTALS	45	1165	25.9	97-T	1



RIC MATHIAS

Ht: 5-10 Wt: 180

College: Wisconsin-LaCrosse

2nd year in NFL

24

1998 Games-Starts: 3-0 (3-0 Cin., 0-0 Ind.); **Career Games-Starts:** 3-0

Contract status as of 7-5-99: In first season of a two-year deal

Acquired: FA '98

Born: 12-10-75

Speedy rookie from NCAA Division III program showed excellent promise last season ... Earned an accrued year's experience toward NFL free agency before finishing season on Bengals practice squad ... Played in three games, and spent time on Bengals' and Colts' 53-player rosters.

COACH RAY HORTON SAYS: "Ric could be one of the surprise players on our team. He's a tough kid and very fast, and after coming out of a very small school, I think he's gained the confidence he can play on this level. That's going to make his natural ability come out even more. He has the ability to be very productive for us on defense and special teams."

1998 RECAP: Signed with Bengals on April 20 as rookie free agent ... Earned roster spot with a strong pre-season showing ... Iced 33-19 victory Aug. 22 vs. Detroit with 67-yard interception return for TD (pass thrown by Chris Dittoe) ... Also had 4 solo tackles, 2 passes defended and a fumble recovery in preseason ... Made his NFL de-

but in Sept. 6 opener vs. Tennessee, and also played Sept. 13 at Detroit and Sept. 27 at Baltimore ... Credited with 1 special teams tackle at Baltimore ... Inactive on Sept. 20 vs. Green Bay ... Waived by Bengals on Oct. 1, and claimed Oct. 2 by Indianapolis ... On Colts' weekly inactive list for Games 5-7, and waived by Indianapolis on Oct. 30 ... Signed Nov. 5 to Bengals practice squad, and on practice squad for Games 9-16.

COLLEGE: All-America selection at one of the nation's top Division III programs ... Team captain as a senior on a defense that led Eagles to a 7-2 record and Top 20 national ranking ... Had 5 interceptions as a senior, second in WIAC conference, and led the conference as a junior with 7 interceptions ... As a sophomore, gained starting role during playoffs on a club that went on to win the '95 Division III national title.

PERSONAL: Hometown is Monroe, Wis. ... Attended Monroe HS ... Off-season residence is LaCrosse, Wis. ... Single ... Hobbies include golf, cycling and hockey.

RIC MATHIAS' STATISTICS

		Defense								Interceptions					Scoring				
		FR- YDS													TD				
YEAR	TEAM	G-S	TKL	AST	TOT	YDS	PD	FF	YDS	NO	YDS	AVG	LG	TD	TD	INT	FRL	S	PTS
1998	Cincinnati	3-0	0	0	0	0-0	0	0	0-0	—	—	—	—	—	—	—	—	—	—
	Indianapolis	0-0	DID NOT PLAY*							DID NOT PLAY*					DID NOT PLAY*				
CAREER		3-0	0	0	0	0-0	0	0	0-0	—	—	—	—	—	—	—	—	—	—

		Special Teams								Kickoff Returns					Punt Returns					
		FR- YDS																		
YEAR	TEAM	TKL	AST	TOT	FF	YDS	BP	BFG	BXP	NO	YDS	AVG	LG	TD	NO	FC	YDS	AVG	LG	TD
1998	Cincinnati	1	0	1	0	0-0	0	0	0	—	—	—	—	—	—	—	—	—	—	—
	Indianapolis	DID NOT PLAY*								DID NOT PLAY*					DID NOT PLAY*					
CAREER		1	0	1	0	0-0	0	0	0	—	—	—	—	—	—	—	—	—	—	—

*NOTE: Mathias played in three games and was on the practice squad for eight games with Cincinnati and was inactive for three games with Indianapolis in 1998.

BENGALS' WORST IS BEST

The most points ever allowed by the Bengals was 51 — in a 51-24 loss to Buffalo on Sept. 9, 1979. That game is no highlight in team lore, but it's significant in one positive sense.

The Bengals are one of only three NFL teams never to allow more than 51 points in a game. The other two clubs, Seattle and Kansas City, also show 51 as their all-time highest yield.

Cincinnati has allowed 50 points only one other time, in a 50-34 loss at San Diego in 1982.



Ht: 6-3 Wt: 250
 College: Michigan
 7th year in NFL

82

1998 Games-Starts: 16-16; Career Games-Starts: 95-95
 Contract status as of 7-5-99: In final season of a four-year deal
 Acquired: D2 '93 (37th overall)
 Born: 4-21-71

A fixture at TE, McGee returns for '99 with a string of 87 consecutive Bengals starts, by far the longest on the team ... His 16.5-yard reception average led the team in '98 (minimum 10 catches), and his 363 yards were third-most behind starting WRs Carl Pickens and Darnay Scott ... Receptions total (22) was down compared to past seasons, but coaches have said getting him the ball more often will be an offensive priority in '99 ... McGee's blocking last season helped HB Corey Dillon to third-best rushing season (1130) in Bengals history.

COACH KEN ANDERSON SAYS: "Tony's a talented receiver, and we just didn't get him the ball enough last year. Improving his role in the passing attack was one of the things we worked on during the off-season. You'll see him getting more chances this year, and he'll be ready. He's a smart, solid pro who prepares all the time. He works hard at his job."

1998 PARTICIPATION: Started every game for fifth consecutive season ... Ranked fifth on the offense and second among "skill position" players with 782 snaps played, 79.9% of total ... Only significant missed playing time came Oct. 18 at Tennessee, when he was ejected in second quarter for making contact with an official ... Has started 95 of a possible 96 games in Bengals career, missing only 11-14-93 vs. Houston, when sidelined with lower back contusion ... Streak of 87 consecutive starts dates to Game 10 of rookie season, 11-21-93 at N.Y. Jets.

1998 HIGHLIGHTS: Had 2 catches for 53 yards in victory Sept. 13 at Detroit, including 38-yarder to Lions 18 in third quarter that helped set up TD that tied score at 21-21 ... Led team with 35 receiving yards Oct. 25 at Oakland, and tied for lead in receptions with 3 ... Led team in receiving yards for a second consecutive week Nov. 1 vs. Denver, picking up 73 on 4 catches, including gain of 17 on a second-quarter TD drive and gains of 7 and 9 on second-half TD drive ... Also had season-long gain of 40 yards in Denver game ... Scored on 7-yard pass from Neil O'Donnell in third quarter Nov. 29 vs. Jacksonville, cutting Jaguars lead to 20-17.

PREVIOUS SEASONS — 1993: Drafted by Bengals in second round (37th overall) ... 44 catches were the most by a Bengals tight end since 1989, and his 525 yards the most by a Cincinnati TE since 1990 ... Named to three NFL All-Rookie teams ... Caught 7 for 102 yards Sept. 26 vs. Seattle, and keyed Bengals' victory over Rams on Dec. 19 with six for 90 yards ... Missed one game, Nov. 14 vs. Houston, with

lower back contusion ... Led Bengals TEs with 111 special teams plays. **1994:** Best overall receiving day (5-70) came Nov. 20 vs. Indianapolis ... Also had five catches Sept. 18 vs. New England and Nov. 27 at Denver ... Scored first NFL touchdown Dec. 24 vs. Philadelphia, with an eight-yard catch from Jeff Blake ... Had career-long receiving gain (54) Dec. 18 at Arizona ... Caught 2 or more passes in 12 games ... Allowed only three pressures and no sacks in 124 pass protection situations ... Flagged for only two penalties, and coaches considered one of those an incorrect call. **1995:** 55 receptions and 754 yards were the second-most in Bengals history by a TE, topped only by Dan Ross (71-910) in 1981 ... Finished third in yards and fourth in catches among TEs leaguewide ... Second on Bengals to Carl Pickens in receptions ... Yards-per-catch average of 13.7 was tops among the top four TEs in receptions leaguewide ... Named as TE on *Sports Illustrated's* mid-season All-Pro team, chosen by a poll of NFL personnel directors ... Scored 4 TDs, after totaling just 1 in first two seasons ... Had career-high 118 yards Sept. 3 at Indianapolis (on 6 catches); also had season-long 41-yard reception in that game ... Career-high 8 catches Sept. 24 vs. Houston (for 109 yards); included 1-yard TD catch ... Scored 2 TDs against Pittsburgh, 12-yarder Oct. 19 at Steelers and 20-yarder Nov. 19 vs. Steelers ... TD catch of 5 yards Dec. 24 vs. Minnesota tied game at 24 in 4th quarter; Bengals went on to win, 27-24. **1996:** Capped season with 8 catches (tied for career high) and 93 yards (season high) on Dec. 22 vs. Indianapolis; totals include 9-yard TD catch from Jeff Blake that broke 24-24 tie in Bengals' 31-24 victory ... Caught 1-yard TD pass from Blake for deciding score as Bengals rallied to win in 4th quarter Dec. 8 vs. Baltimore ... Scored on 12-yard pass from Erik Wilhelm in 4th quarter Sept. 8 at San Diego ... Had 5-yard TD reception from Blake for game's first score Oct. 20 at San Francisco ... McGee's 19-yard receiving gain Oct. 13 at Pittsburgh was offense's longest play of the game ... Credited by coaches with superior blocking performance in victory Nov. 10 vs. Pittsburgh, and with effective blocking vs. DE Clyde Simmons on Dec. 1 at Jacksonville ... Sidelined in 4th quarter Nov. 3 at Baltimore with mild concussion, but returned to start the following week. **1997:** Led club with 6 receiving TDs, and tied for third in TD catches among NFL tight ends ... One of seven Bengals to start every game ... Finished third on team in receptions (34) and receiving yards (414) ... Solid year as blocker for Bengals' ninth-ranked rushing game ... Had first 2-TD game of his career in victory Nov. 9 at Indianapolis, making tough catch from Jeff Blake for 15-yard score in first quarter and grabbing 5-yarder from Boomer Eslason mid-

way through fourth quarter to put Bengals on top 28-10 ... Was held to 1 catch the following week against Pittsburgh, but came back to score in each of the next three games, giving him 5 TDs in five weeks ... Total of 6 TDs for season was his career-high ... Caught 9-yard TD from Esiason in first quarter of victory Nov. 23 vs. Jacksonville, putting Bengals ahead 14-0 ... Also had 9-yard TD catch from Esiason in fourth quarter Nov. 30 at Philadelphia ... Scored on 1-yard pass from Esiason in first quarter Dec. 4 vs. Tennessee, giving Bengals 14-0 lead ... First TD of season came Sept. 21 at Denver, on 7-yard pass from Blake for game's first score ... Season-long catch was 37 yards Oct. 5 at Jacksonville, longest play of 72-yard TD drive in third quarter ... Had season-high 71 receiving yards Sept. 7 at Baltimore ... Season high for receptions was 4, on Sept. 7 at Baltimore and on Nov. 2 vs. San Diego ... Capped Bengals' winning TD drive in fourth quarter Aug. 31 vs. Arizona with 2-point conversion catch on pass from Blake ... Graded by coaches with only 2 dropped passes all season, and none in last 12 games.

COLTS BEWARE: A native of Terre Haute, Ind., and a former resident of Indianapolis, McGee has made a habit of saving top performances for the Indianapolis Colts. For three consecutive seasons (1994-96), he posted his yearly high in receiving yardage against the Colts (70 yards in '94, career-high 118 yards in '95, and 93 yards in '96). In the '96 game, he also tied his career high for catches,

with 8. McGee managed only 20 yards receiving in the 1997 Bengals-Colts game, but both his catches were for touchdowns, marking the first 2-TD game of his career. The Colts finally got a handle on McGee last season, holding him to 1 catch for 8 yards on Dec. 13 at Indianapolis. But McGee will get the chance to start a new streak of stellar performances against the Colts when the teams meet on Oct. 24 of this season in Indianapolis.

COLLEGE: Blossomed as a Wolverine senior, with 32 receptions for 350 yards and four touchdowns ... Added six more catches for 117 yards and two touchdowns in Michigan's 38-31 Rose Bowl victory over Washington.

PERSONAL: Hometown is Terre Haute, Ind. ... Attended Terre Haute South HS ... Off-season residence is Secaucus, N.J. ... Holds bachelor's degree from Michigan in communications ... Married (wife Laverne) with a daughter, Hannah Nicole ... Owner of LTM Communications, a New York-based production company ... His Tony McGee Foundation sponsors the Indiana School of Champions, which puts on free youth football clinics in several locations nationwide ... The School of Champions was recognized by NFL Charities with financial grants in both 1997 and 1998 ... Hobbies include weightlifting, reading and writing.

TONY MCGEE'S STATISTICS

YEAR	TEAM	G-S	Receiving					Rushing					Scoring					
			NO	YDS	AVG	LG	TD	ATT	YDS	AVG	LG	TD	TD	TD-R	TD-P	TD-RI	2-PIC	PTS
1993	Cincinnati	15-15	44	525	11.9	37	0	—	—	—	—	—	0	0	0	0	0	0
1994	Cincinnati	16-16	40	492	12.3	54	1	—	—	—	—	—	1	0	1	0	0	6
1995	Cincinnati	16-16	55	754	13.7	41	4	—	—	—	—	—	4	0	4	0	0	24
1996	Cincinnati	16-16	38	446	11.7	22	4	—	—	—	—	—	4	0	4	0	0	24
1997	Cincinnati	16-16	34	414	12.2	37	6	—	—	—	—	—	6	0	6	0	1	38
1998	Cincinnati	16-16	22	363	16.5	40	1	—	—	—	—	—	1	0	1	0	0	6
CAREER		95-95	233	2994	12.8	54	16	—	—	—	—	—	16	0	16	0	1	98

		Special Teams								Kickoff Returns					Punt Returns					
YEAR	TEAM	FR-								NO	YDS	AVG	LG	TD	NO	FC	YDS	AVG	LG	TD
		TKL	AST	TOT	FF	YDS	BP	BFG	BXP											
1993	Cincinnati	2	0	2	0	0-0	0	0	0	0	0	—	—	0	—	—	—	—	—	—
1994	Cincinnati	0	0	0	0	0-0	0	0	0	1	4	4.0	4	0	—	—	—	—	—	—
1998	Cincinnati	1	0	1	0	0-0	0	0	0	0	0	—	—	0	—	—	—	—	—	—
CAREER		3	0	3	0	0-0	0	0	0	1	4	4.0	4	0	—	—	—	—	—	—

— MCGEE'S SINGLE-GAME HIGHS —

RECEIVING — Receptions: 8 (twice); most recently vs. Ind. 12-22-96; Yards: 118 at Ind. 9-3-95; Long: 54 at Ariz. 12-18-94; Touchdowns: 2 at Ind. 11-9-97.

(continued)

LAST SHUTOUTS

The Bengals have posted seven shutouts in franchise history. The last was a 21-0 victory at Cleveland on Dec. 3, 1989.

The Bengals have been shutout 10 times — most recently Dec. 27, 1998, a 35-0 loss to Tampa Bay at Cinergy Field.

McGEE'S 1998 GAME-BY-GAME STATISTICS

OPPONENT	Receiving					Rushing				
	NO	YDS	AVG	LG	TD	ATT	YDS	AVG	LG	TD
TENNESSEE	1	8	8.0	8	0	—	—	—	—	—
at Detroit	2	53	26.5	38	0	—	—	—	—	—
GREEN BAY	0	0	—	—	0	—	—	—	—	—
at Baltimore	1	9	9.0	9	0	—	—	—	—	—
—BYE—										
PITTSBURGH	0	0	—	—	0	—	—	—	—	—
at Tennessee	0	0	—	—	0	—	—	—	—	—
at Oakland	3	35	11.7	17	0	—	—	—	—	—
DENVER	4	73	18.3	40	0	—	—	—	—	—
at Jacksonville	1	24	24.0	24	0	—	—	—	—	—
at Minnesota	0	0	—	—	0	—	—	—	—	—
BALTIMORE	2	32	16.0	19	0	—	—	—	—	—
JACKSONVILLE	3	35	11.7	19	1	—	—	—	—	—
BUFFALO	0	0	—	—	0	—	—	—	—	—
at Indianapolis	1	8	8.0	8	0	—	—	—	—	—
at Pittsburgh	1	18	18.0	18	0	—	—	—	—	—
TAMPA BAY	3	66	22.7	35	0	—	—	—	—	—
TOTALS	22	363	16.5	40	1	—	—	—	—	—

FB



BRIAN MILNE

Ht: 6-3 **Wt:** 254
College: Penn State
4th year in NFL

1998 Games-Starts: 14-14; **Career Games-Starts:** 36-35
Contract status as of 7-5-99: One-year contract for 1999
Acquired: W (Ind.) '96
Born: 1-7-73

44

Primary lead blocker as HB Corey Dillon rushed for more than 1100 yards each of the last two seasons, Milne aims in '99 to help Dillon become only the 11th back to gain 1000 or more in each of his first three NFL years ... Milne had career-high 26 pass receptions in '98 and averaged career-best 4.1 yards per rush ... Started final 14 games after missing first two due to back soreness which also had sidelined him for the final three preseason games ... Praised by coaches as one of the team's most exemplary year-round hard workers.

COACH JIM ANDERSON SAYS: "Last season was an uphill climb for Brian. He had a back injury in training camp that hampered him most of the year, but he made the journey. He worked through some things and endured some things. I don't think people fully realize what kind of man he is — how tough he is — because he went out and played when a lot of guys wouldn't have. He got better near the end of the year, and I expect that to be a springboard for him, to help him back to the form of two years ago. He can be a dominant blocker, and his running and receiving skills are very solid for the fullback position."

1998 PARTICIPATION: Missed final three preseason games and Games 1-2 of regular season due to back soreness ... Started Games 3-16 ... Has started at FB in 33 of Bengals' last 35 games.

1998 HIGHLIGHTS: Was starting FB for all four of HB Corey Dillon's 100-yard rushing games ... Finished third among RBs with 26 receptions and fourth among

RBs with 124 receiving yards ... Broke Steelers' tackles to make 8-yard pass reception gain for key first down on Dec. 20 at Pittsburgh, as Bengals were killing fourth-quarter clock in 25-24 victory ... Had career-long 10-yard rush Nov. 29 vs. Jacksonville, and scored Bengals first TD vs. Jaguars on 1-yard run in second quarter ... Also vs. Jacksonville, had 4 receptions (for 8 yards) to tie his career high ... Led team with 3 receptions (for 16 yards) Oct. 18 at Tennessee ... Had 5-yard reception to Ravens' 5-yard line on Bengals' first TD drive Sept. 27 at Baltimore ... Had season-high 29 receiving yards (on 3 catches) Nov. 15 at Minnesota, including season-long 18-yarder.

PREVIOUS SEASONS — 1996: Drafted by Indianapolis in 4th round (115th overall) ... Waived Aug. 20, and acquired by Bengals on waiver claim Aug. 21 ... On Bengals weekly inactive list for Games 1-4 and 8-11 ... Played on special teams in Game 5 ... Active but DNP in Games 6-7 ... Started Games 12-16 ... Made first NFL start Nov. 24 vs. Atlanta when FB Jeff Cothran was inactive with leg injury, and played well enough to lock up starting job for remainder of season ... Milne's 1-yard TD run in Atlanta game put Bengals ahead 34-24, providing eventual winning points in 41-31 victory ... Had long receiving gain of 15 yards Dec. 1 at Jacksonville, and made excellent belly fake on third-and-goal play from Jaguars 1-yard line that froze defense for a TD pass from Jeff Blake to Carl Pickens ... Had 2 receptions for 14 yards in victory Dec. 8 vs. Baltimore ... Had rushing high of 8 yards on 2 carries in victory Dec. 15 at Houston. **1997:** Had 2 receptions for 22 yards in season opener vs. Arizona, including 20-

yard gain in third quarter to help spark first TD drive of Bengals' comeback victory ... Posted career-high 33 receiving yards on 3 catches Oct. 26 at N.Y. Giants ... Scored on 2-yard run in victory Nov. 2 vs. San Diego, putting Bengals ahead to stay at 17-14 in second quarter ... Had career-high 4 receptions (for 12 yards) in victory Nov. 23 vs. Jacksonville ... Credited by coaches for superior pass protection work in team's season-high 373-yard passing effort Nov. 30 at Philadelphia; scored on 1-yard run at Philadelphia, giving Bengals 42-41 lead with 1:00 remaining before Eagles came back for winning field goal ... Credited for numerous key blocks Dec. 4 vs. Tennessee as HB Corey Dillon set NFL rookie record with 246 rushing yards ... Starting FB for all 16 games ... Sidelined in third quarter Nov. 2 vs. San Diego with mild concussion, but returned to start the following week.

PUTTING IT IN PERSPECTIVE: Milne has become an NFL starter after surviving a life-threatening attack of Hodgkin's Disease as a teenager. "There isn't a hit in football that will make me say, 'That was worse than six months of chemotherapy,'" Milne says. "Life is gravy after you

conquer cancer. If people think of me as a guy who overcame cancer, maybe they'll be inspired. Maybe they'll say to themselves, 'My job is tough, but I'm not going to quit. I'm going to keep going.'"

COLLEGE: Three-year letterman at Penn State ... Scored 16 rushing TDs while gaining 512 yards on 114 carries (4.5 avg.) and catching 32 passes for 229 yards ... Closed his college days with a career-high 82 rushing yards on 12 carries in Penn State's 43-14 Outback Bowl victory over Auburn.

PERSONAL: Hometown is Waterford, Pa. ... Attended Fort LeBoeuf HS, where he set state records in discus and shot put, but missed senior football season due to Hodgkin's Disease ... Won gold medal in discus at 1992 World Junior Track Championships in Seoul, South Korea ... Off-season residence is Cincinnati ... Holds B.S. degree from Penn State in labor and industrial relations, with minor in exercise and sports science ... Hobbies include music, hunting and target shooting ... Full name is Brian Fitzsimons Milne ... The 'e' is silent in his last name.

BRIAN MILNE'S STATISTICS

YEAR	TEAM	G-S	Rushing					Receiving					Scoring					
			ATT	YDS	AVG	LG	TD	NO	YDS	AVG	LG	TD	TD	TD-R	TD-P	TD-RT	2PIC	PTS
1996	Cincinnati	6-5	8	22	2.8	5	1	3	29	9.7	15	0	1	1	0	0	0	6
1997	Cincinnati	16-16	13	32	2.5	5	2	23	138	6.0	20	0	2	2	0	0	0	12
1998	Cincinnati	14-14	10	41	4.1	10	1	26	124	4.8	18	0	1	1	0	0	0	6
CAREER		36-35	31	95	3.1	10	4	52	291	5.6	20	0	4	4	0	0	0	24

		Special Teams							Kickoff Returns					Punt Returns						
YEAR	TEAM	TKL	AST	TOT	FF	FR-YDS	BP	BFG	BXP	NO	YDS	AVG	LG	TD	NO	FC	YDS	AVG	LG	TD
1997	Cincinnati	1	0	1	0	0-0	0	0	0	—	—	—	—	—	—	—	—	—	—	—
1998	Cincinnati	1	0	1	0	0-0	0	0	0	—	—	—	—	—	—	—	—	—	—	—
CAREER		2	0	2	0	0-0	0	0	0	—	—	—	—	—	—	—	—	—	—	—

MILNE'S SINGLE-GAME HIGHS

RUSHING — Attempts: 3 (3 times); most recently vs. Balt. 11-22-98; **Yards:** 11 (twice); most recently vs. Jax. 11-29-98; **Long:** 10 vs. Jax. 11-29-98.

RECEIVING — Receptions: 4 (twice); most recently vs. Jax. 11-29-98; **Yards:** 33 at NYG 10-26-97; **Long:** 20 vs. Ariz. 8-31-97.

TOUCHDOWNS — Total: 1 (4 times); most recently vs. Jax. 11-29-98; **Rushing:** 1 (4 times); most recently vs. Jax. 11-29-98; **Receiving:** none.

MILNE'S 1998 GAME-BY-GAME STATISTICS

OPPONENT	Rushing					Receiving				
	ATT	YDS	AVG	LG	TD	ATT	YDS	AVG	LG	TD
TENNESSEE at Detroit	0	0	—	—	0	1	6	6.0	6	0
GREEN BAY at Baltimore	0	0	—	—	0	1	5	5.0	5	0
—BYE—	0	0	—	—	0	0	0	—	—	0
PITTSBURGH at Tennessee	0	0	—	—	0	3	16	5.3	9	0
at Oakland	0	0	—	—	0	2	6	3.0	11	0
DENVER at Jacksonville	0	0	—	—	0	2	13	6.5	12	0
at Jacksonville	2	11	5.5	8	0	2	8	4.0	8	0
at Minnesota	0	0	—	—	0	3	29	9.7	18	0
BALTIMORE	3	9	3.0	5	0	3	14	4.7	8	0
JACKSONVILLE	2	11	5.5	10	1	4	8	2.0	5	0
BUFFALO	1	2	2.0	2	0	2	7	3.5	5	0
at Indianapolis	1	5	5.0	5	0	1	1	1.0	1	0
at Pittsburgh	0	0	—	—	0	1	8	8.0	8	0
TAMPA BAY	1	3	3.0	3	0	1	3	3.0	3	0
TOTALS	10	41	4.1	10	1	26	124	4.8	18	0

FS



KELVIN MOORE

Ht: 6-0 Wt: 203

College: Morgan State

1st year in NFL*

29

1998 Games-Starts: 4-0; Career Games-Starts: 4-0

Contract status as of 7-5-99: In final season of a two-year deal

Acquired: FA '98

Born: 3-7-75

Moore has a season's study of Bengals defensive system under his belt as he bids for a full season on the active roster ... Rookie free agent signee spent 10 weeks on Bengals practice squad in '98 and was activated for season's final four games ... Has shown strong potential as coverage player on kickoff and punt teams.

COACH RAY HORTON SAYS: "Kelvin was a rookie free agent making the move from cornerback to free safety last year, and the question about him was whether he was tough enough to be an effective tackler. In the chances he got, I think he showed us that he is. He's smart and he's hungry, so I expect him to make a strong challenge to be with us as a contributor all season."

1998 RECAP: Signed with Bengals as rookie free agent on April 21 ... Played in first three preseason games, with 8 solo tackles, a sack and a pass defended ... Had 4 solo tackles Aug. 17 vs. Indianapolis, and had 3 solos plus a 4-yard sack against Chris Dittoe on Aug. 22 vs. Detroit ... Waived Aug. 25 ... Signed to Bengals practice

squad on Sept. 24 ... On practice squad for Games 4-12, and signed to active roster on Dec. 3, filling spot opened by Tremain Mack's removal from roster ... Played in Games 13-16, mostly on special teams, but had 3 tackles (2 solo) on defense Dec. 27 vs. Tampa Bay.

COLLEGE: Began career at Santa Monica (Calif.) JC in 1993-94 ... Played at Iowa State in '95, then transferred to Morgan State, where he played in '97 after sitting out the '96 campaign ... Led Morgan State in passes defended (11), finished third on team in tackles (52), and added a blocked kick, 4 tackles for loss and 2 interceptions.

PERSONAL: Hometown is Los Angeles, where he attended Hamilton HS and was chosen football MVP as both a junior and senior ... Brother, Travis, played for Calgary Stampeders of CFL.

* — Moore did not earn an accrued year of experience toward NFL free agency in 1998 because he was not on the 53-player roster; the Injured Reserve list or the PUP list for the required minimum of six games. He is designated a first-year player in 1999.

KELVIN MOORE'S STATISTICS

YEAR TEAM	G-S	TKL	AST	TOT	Defense				FR-YDS	Interceptions					Scoring				
					SKS-YDS	PD	FF			NO	YDS	AVG	LG	TD	TD	INT	FRT	S	PTS
1998 Cincinnati	4-0	2	1	3	0-0	0	0	0-0	0-0	—	—	—	—	—	—	—	—	—	—
CAREER	4-0	2	1	3	0-0	0	0	0-0	0-0	—	—	—	—	—	—	—	—	—	—

FS



GREG MYERS

Ht: 6-1 Wt: 202

College: Colorado State

4th year in NFL

31

1998 Games-Starts: 16-16; Career Games-Starts: 46-30

Contract status as of 7-5-99: One-year contract for 1999

Acquired: D5 '96 (144th overall)

Born: 9-30-72

"Quarterback" of the Bengals' secondary, Myers started every game for first time as a pro in '98 and also was a key special teams performer ... Finished sixth on defense in tackles (69) and fifth in solo tackles (54) ... Led the kickoff coverage unit with 12 tackles, and finished third overall in special teams tackles even though he did not play on punt coverage ... Was the leading special teams tackler among players who regularly started on offense or defense.

COACH RAY HORTON SAYS: "Greg has been a very smart, effective player for us. He makes my job easier

with the way he handles signals and assignments for the rest of the secondary. This year, I'm looking for him to be more productive in interceptions and big plays. I want all his natural ability to come out, for him to say, 'Everybody knows what they're doing now, and it's my time to shine. Let me just play my game and see what I can do.'"

1998 PARTICIPATION: One of 11 Bengals to start every game ... Played every game for second straight season.

1998 HIGHLIGHTS: Led the secondary with 6 tackles (5 solo) in opener Sept. 6 vs. Tennessee ... Had 4 tackles (2 solo) Sept. 13 at Detroit, and forced Lions into punting situation by breaking up an apparent pass completion to Johnny Morton ... Made key play in second quarter of victory Oct. 11 vs. Pittsburgh, recovering fumble by Richard Huntley (forced by James Francis) at Bengals' 13-yard line to prevent Steelers from extending 10-3 lead ... Following Myers' recovery, offense drove 87 yards for TD ... Also vs. Steelers, had season-high 3 special teams tackles ... Posted season-high 9 solos Oct. 18 at Tennessee and also had 2 tackles on special teams ... Led secondary with 9 tackles (7 solo) Oct. 25 at Oakland ... Had 5 solos Nov. 1 vs. Denver, including 2-yard tackle for loss against Terrell Davis ... Broke up third-down pass from Jim Harbaugh intended for Floyd Turner in third quarter Nov. 22 vs. Baltimore, forcing Ravens punt ... Tied for secondary lead with 6 solo tackles Dec. 27 vs. Tampa Bay.

PREVIOUS SEASONS — 1996: Drafted by Bengals in 5th round (144th overall) ... Signed July 2 ... Had 4 tackles (3 solo) Sept. 8 at San Diego, subbing in much of first half for injured Bo Orlando ... Promoted to starter on nickel defense in Bruce Coslet's coaching debut, Oct. 27 vs. Jacksonville; had 3 solo tackles ... Adjusted well to Ravens' no-huddle offense in victory Nov. 3 at Baltimore; had 5 tackles (3 solo) and 1 pass defensed ... Sideline with concussion Nov. 10 vs. Pittsburgh, and was on weekly inactive list for Games 11 and 13 due to concussion ... Intercepted Vinny Testaverde pass at Bengals 26 and returned 10 yards to halt Ravens drive in victory Dec. 8 vs. Baltimore; also had 10 tackles (6 solo) vs. Ravens ... Preserved 14-6 Bengals lead in Dec. 15 victory at Houston with interception of Chris Chandler pass at Oilers 46 on first play of 4th quarter ... Played 209 special teams snaps, sixth-most on team and second among DBs to Leonard Wheeler (216). **1997:** His 82 total tackles ranked second to Sam Shade's 96, and his 67 solo stops ranked second to Shade's 81 ... Made first NFL start Aug. 31 vs. Arizona

and led team in 24-21 victory with 8 tackles (all solo) ... Also led team in tackles with 8 (6 solo) Nov. 23 vs. Jacksonville ... Led DBs in tackles with 7 (6 solo) Oct. 19 vs. Pittsburgh ... Also vs. Pittsburgh, had 2 passes defensed plus 25-yard INT return; picked off Kordell Stewart pass four yards deep in end zone in second quarter and returned to Bengals 21 ... Had at least 5 tackles in 12 of 16 games ... Had all of team's 201 total punt return yards, averaging 7.7 yards for his 26 returns ... Long return was 18 yards Oct. 19 vs. Pittsburgh ... Started Games 1-5 ... Played as reserve FS behind Bo Orlando in Games 6-7, and regained starting job for Games 8-16 ... His 971 scrimmage snaps ranked third on defensive unit behind Ashley Ambrose and James Francis ... Played every defensive snap in eight games, team's highest total of 100% defensive participation ... In addition to punt return duties, played special teams on kickoff coverage and FG-PAT block.

COLLEGE: Consensus All-American at CSU and winner of Jim Thorpe Award as nation's top DB ... Premier free safety in the pass-oriented WAC, had 14 career interceptions and also returned three punts for TDs ... Named Honda's National Scholar-Athlete of the Year ... Only player in WAC history named four times to first-team all-league squad ... One of only two players to make first-team all-WAC as a freshman ... Set school records with 555 punt returns and 15.9-yard punt-return average, and broke Via Sikahema's WAC record with 1333 punt return yards.

PERSONAL: Born in Tampa, Fla., but hometown is Windsor, Colo. ... Off-season residence is Steamboat Springs, Colo. ... Earned All-State and league MVP honors in football at Windsor HS, where he also won state track titles in 100 meters and pole vault ... Biology science major at CSU, and was recipient of post-graduate scholarship from National Football Foundation & Hall of Fame ... Hobbies include hiking, biking and fishing ... Single ... Full name is Gregory Jay Myers.

GREG MYERS' STATISTICS

YEAR	TEAM	G-S	TKL	AST	TOT	Defense			FR-YDS	Interceptions					Scoring				
						SKS	YDS	PD		NO	YDS	AVG	LG	TD	TD	IntRt	FRRI	S	PTS
1996	Cincinnati	14-0	15	9	24	0-0	1	0	0-0	2	10	5.0	10	0	—	—	—	—	—
1997	Cincinnati	16-14	67	15	82	0-0	6	0	0-0	1	25	25.0	25	0	—	—	—	—	—
1998	Cincinnati	16-16	54	15	69	0-0	4	0	1-0	0	0	—	—	0	—	—	—	—	—
CAREER		46-30	136	39	175	0-0	11	0	1-0	3	35	11.7	25	0	—	—	—	—	—

		Special Teams								Kickoff Returns					Punt Returns					
YEAR	TEAM	FR-								NO	YDS	AVG	LG	TD	NO	FC	YDS	AVG	LG	TD
		TKL	AST	TOT	FF	YDS	BP	BFG	BXP											
1996	Cincinnati	6	1	7	0	0-0	0	0	0	—	—	—	—	—	9	2	51	5.7	12	0
1997	Cincinnati	9	0	9	0	0-0	0	0	0	—	—	—	—	—	26	19	201	7.7	18	0
1998	Cincinnati	12	0	12	0	0-0	0	0	0	—	—	—	—	—	0	0	0	—	—	0
CAREER		27	1	28	0	0-0	0	0	0	—	—	—	—	—	35	21	252	7.2	18	0

— MYERS' SINGLE-GAME HIGHS —

PUNT RETURNS — Returns: 5 vs. S.D. 11-2-97; Yards: 41 vs. Ariz. 8-31-97; Long: 18 vs. Pitt. 10-19-97; Touchdowns: None.

(continued)

MYERS' 1998 GAME-BY-GAME DEFENSIVE STATISTICS

OPPONENT	TKL	AST	TOT	SKS-YDS	INT-YDS	PD	FF	FR-YDS
TENNESSEE	5	1	6	0-0	0-0	1	0	0-0
at Detroit	2	2	4	0-0	0-0	1	0	0-0
GREEN BAY	2	2	4	0-0	0-0	0	0	0-0
at Baltimore	1	3	4	0-0	0-0	0	0	0-0
—BYE—								
PITTSBURGH	5	1	6	0-0	0-0	0	0	1-0
at Tennessee	9	0	9	0-0	0-0	0	0	0-0
at Oakland	7	2	9	0-0	0-0	0	0	0-0
DENVER	5	0	5	0-0	0-0	0	0	0-0
at Jacksonville	2	1	3	0-0	0-0	0	0	0-0
at Minnesota	1	1	2	0-0	0-0	0	0	0-0
BALTIMORE	1	0	1	0-0	0-0	1	0	0-0
JACKSONVILLE	2	0	2	0-0	0-0	0	0	0-0
BUFFALO	2	0	2	0-0	0-0	1	0	0-0
at Indianapolis	1	2	3	0-0	0-0	0	0	0-0
at Pittsburgh	3	0	3	0-0	0-0	0	0	0-0
TAMPA BAY	6	0	6	0-0	0-0	0	0	0-0
TOTALS	54	15	69	0-0	0-0	4	0	1-0



MATT O'DWYER

Ht: 6-5 **Wt:** 300

College: Northwestern

5th year in NFL

1998 Games-Starts: 16-16 (NYJ); **Career Games-Starts:** 60-50

Contract status as of 7-5-99: In first season of a two-year deal

Acquired: UFA (NYJ) '99

Born: 9-1-72

72

A fiery, physical performer who started all 50 games (including playoffs) as the N.Y. Jets developed from last-place team to AFC power during 1996-98 ... Signed with Bengals (two-year contract) as unrestricted free agent on 6-22-99, and projected entering training camp as team's starting LG ... An avid weight lifter, considered among the NFL's strongest interior linemen, he enters what should be his prime playing years ... Started at RG last season, but was at LG in '97, helping Jets' Adrian Murrell rush for 1086 yards.

COACH PAUL ALEXANDER SAYS: "Our goal in 1999 is putting the toughest offensive line in the league on the field, and signing Matt puts us very close to that. He's my kind of guy. Smart, tough, competitive. I want guys who don't have to be coached to be aggressive, and he definitely fits that mode."

1998 HIGHLIGHTS: Capped season of starting every game at RG with two playoff starts ... Played a big role in Jets' 429 yards and 39:16 possession time in Divisional Playoff on 1-10-99 vs. Jacksonville, and helped offense total 370 yards in AFC Championship Game on 1-17-99 at Denver ... Opened regular season with fine pass-blocking performance as Glenn Foley passed for 415 yards Sept. 6 at San Francisco ... Helped lead Jets to 302 rushing yards, second-most in team history, in 44-6 win Sept. 20 vs. Indianapolis ... Helped pave the way for Curtis Martin's 2nd straight 100-yard rushing day in victory Oct. 4 vs. Miami ... O'Dwyer and Jets line helped Martin to six more 100-yard games later in the season, and a total of eight for the year ... O'Dwyer's consistent play helped Jets

to a 6-0 finish in the regular season, including a streak of no sacks against QB Vinny Testaverde during Games 12-14 against Carolina, Seattle and Miami.

O'DWYER SAYS: "I've been taught to play hard. If you truly play 100 percent, you have to be a little fiery. But I think you can be controlled and fiery. It's all about field position, and you can't hurt your team with a 15-yard penalty."

PREVIOUS SEASONS: 1995 — Drafted by Jets as first selection in Round 2 (33rd overall) ... Second guard selected in draft, behind Ruben Brown (taken No. 14 by Buffalo) ... Selected with pick acquired from Jacksonville for Jets picks at Nos. 40 and 71 ... Played in 12 games and made 2 starts before suffering a season-ending knee injury Dec. 3 vs. St. Louis ... Made first start in victory Nov. 26 at Seattle ... Played both LG and RG in Jets' line rotation, **1996:** In Bill Parcells' first year as Jets coach, O'Dwyer was one of eight players to start all 16 games ... Had big day Sept. 29 at Washington, opening holes for RB Adrian Murrell's 31-132-1 TD outing and allowing Neil O'Donnell time to throw for 292 yards ... On Oct. 6 at Oakland, helped pave the way for Murrell's 2nd consecutive 100-yard rushing game (the 1st time a Jets RB accomplished that feat since Freeman McNeil in 1987) ... Worked to hold foes without a sack in consecutive games Oct. 13 at Jacksonville and Oct. 20 vs. Buffalo ... Suffered stomach cramps midway through the 3rd quarter Oct. 27 at Arizona, but was able to return and was a key man in opening holes in Murrell's 31-199-1 TD rushing effort ... Helped open holes for Murrell's fifth 100-yard day of the season

rushing Nov. 24 at Buffalo ... Started at LG on Dec. 8 at New England, and played the entire game, despite being hobbled by a sprained ankle suffered earlier in the game. **1997:** Started and played all 16 Jets games at LG ... Opened with strong effort Aug. 31 at Seattle as Jets won 41-3, keeping QB Neil O'Donnell free of sacks and paving way for 434 total yards ... Credited by coaches for superior job pass blocking in victory Sept. 21 vs. Oakland ... In Sept. 28 win at Bengals, contributed to effort that included 42:50 possession time, no sacks allowed and 190 rushing yards ... Contributed to line's allowing only 1 sack each in Games 6 and 8-9 ... Chicago-area native started against his hometown Bears at Soldier Field on Nov. 16 as Jets posted 23-15 win ... In victory Dec. 14 vs. Tampa Bay, helped the Jets to control the game by holding the ball for 37:31 and allowing no sacks.

IT'S DESTINY, OR SOMETHING: In a sense, O'Dwyer and current Bengals line mate Brian DeMarco were traded for one another in 1995. The N.Y. Jets traded the 40th and 71st picks in the draft to Jacksonville for the No. 33 pick, and N.Y. used No. 33 to select O'Dwyer. With the No. 40 pick, Jacksonville selected DeMarco. Both DeMarco and O'Dwyer were signed by the Bengals early this year as unrestricted free agents, after playing four years with the clubs that drafted them. Entering the Ben-

gals' 1999 training camp, they are projected as the club's starting guards — O'Dwyer on the left side and DeMarco on the right.

COLLEGE: Earned all-Big Ten honors as both a T and a G during his junior and senior seasons at Northwestern ... Played an integral part in head coach Gary Barnett's major turnaround of the football program ... Played 4 of the 5 offensive line positions during his 4-year tenure with the Wildcats.

PERSONAL: Hometown is Lincolnshire, IL ... Helped lead Stevenson HS to state football playoffs, earning all-area and academic all-conference honors ... Also earned all-conference track honors in discus ... Has been active in visiting both pediatric units and elementary schools during his pro career ... Single ... Majored in organizational studies at Northwestern ... Full name is Matthew Phillip O'Dwyer.

MATT O'DWYER'S STATISTICS

GAMES-STARTS (60-50): 1995 (12-2 NYJ), 1996 (16-16 NYJ), 1997 (16-16 NYJ), 1998 (16-16 NYJ).

POSTSEASON GAMES-STARTS (2-2): 1998 (2-2 NYJ).

1999 INSTANT REPLAY RULES

COACHES' CHALLENGE:

Outside the final two minutes of each half, each team will be permitted two challenges per game that will initiate referee reviews. Each challenge will cost a team a time-out. If a challenge is upheld, the time-out will be restored, but the challenge will not. No challenges will be recognized from a team that has exhausted its time-outs.

FINAL TWO MINUTES OF EACH HALF:

After the two-minute warning of each half, and throughout any overtime period, any referee review will be initiated by the replay assistant in the replay booth in the press box. He can initiate as many review requests as he thinks necessary, no matter how many time-outs the teams may have. No time-out will be charged for a review initiated from the replay booth.

REFEREE REVIEW:

All replay reviews will be conducted by the referee on a field-level monitor after consultation with the other covering officials on the play. A decision will be reversed only when the referee has **indisputable visual evidence** that the call should be changed. The referee cannot initiate a replay in any instance.

TIME LIMIT:

Reviews will be a maximum of 90 seconds, timed from when the referee puts on the head phones to the replay booth.

REVIEWABLE PLAYS:

The instant replay system will cover a variety of plays in three main areas:

1. sideline, goal line, end zone, and end-line plays;
2. passing plays;
3. other detectable infractions, such as a runner ruled down not by defensive contact, and the number of players on the field.



ROD PAYNE

Ht: 6-4 Wt: 305
College: Michigan
3rd year in NFL

64

1998 Games-Starts: 6-0. Career Games-Starts: 6-0
Contract status as of 7-5-99: In final season of a three-year deal
Acquired: D3 '97 (76th overall)
Born: 6-14-74

Blessed with good quickness for his size, Payne shows potential to bid for significant playing time in '99 ... Third-round pick from '97 draft saw his first game action in '98 and received promising reviews ... Has the range and change of direction to work smoothly in space ... Can snap with either hand.

COACH PAUL ALEXANDER SAYS: "Rod got his chance to play some at the end of last year and did a nice job. The challenge for him now is to prove he can be a key player on this line. He showed quickness and explosion and the ability to be effective going after linebackers."

1998 RECAP: Made NFL playing debut in Game 9, Nov. 8 at Jacksonville, seeing action on kickoff return team ... Made first appearance with offensive line in Game 12, Nov. 29 vs. Jacksonville ... Played 15 snaps at C in Game 14, Dec. 13 at Indianapolis, and participated in his first TD drive ... Graded "excellent" (93%) for his work at Indy ... Saw his most extensive action of the season at C in finale Dec. 27 vs. Tampa Bay; played 32 offensive snaps vs. Bucs and cited in coaches' reports for solid work finishing blocks against LBs ... On inactive list for Games 1-3, 5-8 and 10 ... Active but did not play in Games 4 and 11 ... Played on special teams only in Games 9, 13 and 15.

1997: Drafted by Bengals in third round (76th over-

all) ... Signed July 17 ... Set back in training camp by knee sprain ... Saw action only in preseason opener, Aug. 1 at Indianapolis, and was then sidelined for remainder of preseason ... In regular season, on weekly inactive list for Games 1-16.

COLLEGE: Started every game for Michigan in his last three seasons ... Earned first-team All-Big Ten honors as a senior in 1996, as he helped lead offense to 381.9-yard average and was credited in coaches' evaluations with 110 knockdown blocks ... Had 84 knockdowns as a junior, as Michigan averaged 201.6 yards rushing per game ... Had season-high 11 knockdowns as a junior vs. Ohio State, including one on a two-yard TD run by QB Brian Griese as Wolverines piled up 381 yards in 31-23 victory.

PERSONAL: Hometown is Miami, Fla. ... All-State football selection at Miami's Killian HS, where he also won district heavyweight wrestling title as a senior ... Sports management & communications major at Michigan ... Says relatives have told him he is a distant cousin of Bengals teammate Reinard Wilson ... Full name is Reginald Gerald Payne.

ROD PAYNE'S STATISTICS

GAMES-STARTS (6-0): 1997 (0-0), 1998 (6-0).



STADIUM CONSTRUCTION ON TARGET FOR 2000 OPENING — A view from downtown Cincinnati shows Paul Brown Stadium taking shape, on schedule for the first game in August of 2000. The above photo was taken in late June, 1999.



DOUG PELFREY

Ht: 5-11 Wt: 185

College: Kentucky

7th year in NFL

1998 Games: 16; Career Games: 95

Contract status as of 7-5-99: In fourth season of a five-year deal

Acquired: DB '93 (202nd overall)

Born: 9-25-70

9

PLAYERS

Seventh-year Bengal and a Greater Cincinnati native, Pelfrey enters '99 in the No. 2 spot in all-time team scoring ... Posted 78 points last season to reach 579 for his career, passing Horst Muhlmann (549) ... Made key contributions in both Bengals victories over Pittsburgh ... Perfect on PATs in '98 (21 for 21) ... Holds club season records for scoring (121) and field goals (29), and also holds marks for consecutive PATs (103) and most FGs in a game (6) ... Enters this season ranked 10th on NFL's list for career FG accuracy (78.9%; 135-of-171).

COACH AL ROBERTS SAYS: "Doug has proven himself over his career to be one of the most accurate field-goal kickers in the business. He's meticulous about the routine he follows in practice, before games and before each kick, and it pays off for him. He knows that last year his consistency fell off a little. Part of that was due to some inconsistencies and changes we had with snappers and holders, but we're going to fix that and hold Doug to the high standards he's set for himself. We look for him to come back with an excellent year."

1998 HIGHLIGHTS: Passed Horst Muhlmann into No. 2 spot in Bengals all-time scoring on Nov. 22 vs. Baltimore, kicking 34-yard FG with 10:34 remaining in third quarter ... FG vs. Ravens put Pelfrey at 550 points, one ahead of Muhlmann ... Pelfrey was 0-for-2 on FGs through two games (35WL, 48B), but made 12 of his next 14 over nine games, with both misses coming from more than 50 yards ... Made both his attempts, from 44 and 48 yards, in victory Oct. 11 vs. Pittsburgh ... Scored season-high 13 points, more than half team's total, in 25-24 win Dec. 20 at Pittsburgh ... Made 4-of-6 FGs at Pittsburgh, three in first half as Bengals took 16-7 lead, and hit a 21-yarder with 5:12 left for the game-winner as Bengals rallied from 24-22 deficit ... Season-long FG was 51 yards in third quarter Oct. 25 at Oakland ... Hit his seventh career FG of 50 or more yards with a 50-yarder in third quarter Nov. 8 at Jacksonville.

PREVIOUS SEASONS — 1993: Drafted by Cincinnati in 8th round (202nd overall) ... Rookie won kicking job in training camp competition with veteran Jim Breech ... Had most field goals in a season for Bengals (24) since Breech had 24 in 1987 ... Tied club record (since broken) with five FGs at Kansas City Oct. 10, scoring all of Cincinnati's points in 17-15 loss ... Tied NFL record Oct. 24 at Houston with two field goals of 50 or more yards; hit from season-high 53 yards, and from 50 yards ... Survived rocky FG start (3-for-7) and hit 21 of his last 24 attempts ... Tied Jim Breech's team record by

making 13 straight field goals from last kick of Sept. 26 Seattle game through first try of Nov. 28 Raiders game ... Helped secure season's first victory with 44-yard FG vs. Raiders, pushing six-point lead to a nine-point margin with 6:16 to play ... Tied with Colts' Dean Biasucci for league's fewest PAT attempts. **1994:** Total points (108) was Bengals' most since Jim Breech's 120 in 1985 ... Record 28 field goals (since broken) eclipsed mark of Horst Muhlmann (27 in the 14-game season of 1972) ... Set Bengals single-game record on Nov. 6 at Seattle with six FGs (in six tries); he had shared previous record of 5 with Muhlmann and Jim Breech ... Kicked game-winner at Seattle from 26 yards in OT ... Made 4-of-4 field goals Dec. 24 vs. Philadelphia, including career-long 54-yarder at final gun to end season with 33-30 win ... Beat Houston Nov. 13 with 40-yard FG at final gun ... Made 50-yard FG Nov. 13 vs. Houston and 49-yarders vs. Cleveland, at Houston and at Cleveland ... Scored highest percentage of his team's total points (39.1) of all NFL kickers ... Used occasionally on kickoffs ... Named AFC Special Teams Player of the Week in consecutive weeks, following games of Nov. 6 at Seattle and Nov. 13 vs. Houston. **1995:** Set Bengals season records with 121 points and 29 field goals ... Broke Jim Breech's 1985 mark of 120 points, and Pelfrey bettered by one his own season mark of 28 FGs ... For second straight year, ended season on Christmas Eve with FG of 50-plus yards to win game at final gun ... Kicked 51-yarder to beat Vikings 27-24 in finale as Bengals tied biggest comeback in team history by erasing 24-3 deficit ... Went 5-for-5 on FGs on Sept. 3 at Indianapolis, including 47-yarder with 2:36 elapsed in OT for 24-21 win ... Pelfrey's average points per game (7.56) was second in club history to Horst Muhlmann's 7.93 in 14-game season of 1972 ... Pelfrey's average FGs per game (1.81) was second to Muhlmann's 1.93 in 1972 ... Made 13 straight FG attempts during Games 8-14, tying club record he had shared with Breech ... Had 22-yard attempt blocked Dec. 17 at Cleveland, which stands entering 1999 as his only failure to make a FG of under 30 yards (43 career tries) ... Perfect on PATs (34-34) for first time in career ... Used occasionally on kickoffs ... Onside kickoff Oct. 29 vs. Cleveland was recovered by Bengals and led to TD that forced OT ... Tied for first on special teams with 3 coaches' designations among "Players of the Week" ... Had 2 punts for 26.0 average Sept. 3 at Indianapolis, following injury to Lee Johnson. **1996:** With 23-of-28 reading on field goals, pushed career total to 104-of-128, and his 81.25% accuracy reading ranked at season's end as NFL's best all-time ... Pelfrey became eligible to qualify for the record Dec. 1 at Jacksonville, when he met the league minimum requirement of 100 field

goals made ... Total of 110 points was fifth-highest season mark in Bengals history ... Bengals scoring leaders passed by Pelfrey during season were K Chris Bahr (316 points), WR Isaac Curtis (318), RB James Brooks (384) and FB Pete Johnson (420) ... Posted the tying and winning scores Nov. 3 at Baltimore in biggest road comeback in Bengals history, as team overcame 21-3 halftime deficit; hit 49-yard FG try into tricky wind to tie score at 21-21 with 1:49 left, and completed a 24-21 victory by making 39-yarder at final gun ... Long FG of season was 49-yarder at Baltimore ... Made 34-yard FG with 2:32 remaining to ice 34-24 victory Nov. 10 vs. Pittsburgh ... Went 18-for-19 on FG attempts of under 40 yards ... Went 3-for-3 on FGs twice — Sept. 1 at St. Louis and Nov. 3 at Baltimore ... Had one FG try blocked, 42-yarder Dec. 1 at Jacksonville ... Split time on kickoffs during season with Lee Johnson. **1997:** Converted first 7 PAT attempts of season, extending streak to 103 straight, breaking Horst Muhlmann's club record of 101 ... Pelfrey's 103 consecutive PATs were from 9-18-94 to 10-5-97; streak was snapped when his second PAT try Oct. 5 at Jacksonville was blocked ... Kicked 44-yard FG in third quarter Dec. 21 vs. Baltimore, putting Bengals ahead to stay at 10-7 ... Longest FG of season was 46 yards Sept. 7 at Baltimore ... Stayed sharp even though his 16 FG attempts represented lowest team total in Bengals history ... Made last 10 FG tries of season ... Two of his 4 missed FG attempts came from 50-plus yards — 51-yarder Sept. 7 at Baltimore and 56-yarder Sept. 21 at Denver; other 2 misses were 43-yard try at Baltimore and 46-yarder which was blocked at Baltimore ... Made career-high 6 PATs (in 6 attempts) Nov. 30 at Philadelphia.

COLLEGE: Originally a walk-on at UK, Pelfrey graduated with the second-most FGs in school history (34) and the most from 50 yards or more (8) ... Two-time selection as first-team All-SEC ... Played outfield on 1989 UK baseball team ... Pelfrey is the first player from nearby UK to play more than a cameo role for the Bengals.

PERSONAL: Hometown is Edgewood, Ky. ... Attended Scott HS ... Current residence is Florence, Ky. ... Married (wife Carla) ... Has been Bengals' most active player in recent seasons in civic and charitable events, and has been Bengals' nominee the last four years for True Value/NFL Man of the Year award ... Pelfrey founded Kicks for Kids, a non-profit agency benefiting mentally and physically challenged children, as well as those disadvantaged by their environment ... Kicks for Kids fund-raising events include a celebrity benefit basketball game, golf tournament, and river run ... The basketball game annually features top names from pro football and college/pro basketball ... Proceeds from celebrity events help fund activities for youths in need, including Christmas Celebration and Great Outdoor Adventure ... Kicks for Kids "Field of Dreams" fulfills wishes of critically ill children ... Has teamed with area businesses to earn donation pledges to Kicks for Kids of \$100 for each point he scores for Bengals ... Operates youth kicking camp in central Kentucky, and works as a volunteer counselor in other kicking camps ... Holds B.S. degree from Kentucky in dental studies, and has completed one year of dental school at UK ... Named Academic All-American in 1992, Academic All-SEC in 1991-92 and named to NCAA "Good Works Team" in '92 ... Hobbies include golf and classic cars ... Full name is William Douglas Pelfrey.

DOUG PELFREY'S STATISTICS

YEAR	TEAM	G	Scoring					Field Goals							
			XP-XPA	BXP	FG-FGA	BFG	PTS	1-19	20-29	30-39	40-49	50+	LG	TOT	FG%
1993	Cincinnati	15	13-16	0	24-31	0	85	0-0	8-8	6-10	8-10	2-3	53	24-31	77.4
1994	Cincinnati	16	24-25	0	28-33	0	108	1-1	8-8	8-10	9-10	2-4	54	28-33	84.8
1995	Cincinnati	16	34-34	0	29-36	1	121	0-0	8-9	10-11	10-14	1-2	51	29-36	80.6
1996	Cincinnati	16	41-41	0	23-28	1	110	1-1	7-7	10-11	5-9	0-0	49	23-28	82.1
1997	Cincinnati	16	41-43	1	12-16	1	77	0-0	4-4	3-3	5-7	0-2	46	12-16	75.0
1998	Cincinnati	16	21-21	0	19-27	1	78	1-1	4-4	6-7	6-10	2-5	51	19-27	70.4
CAREER		95	174-180	1	135-171	4	579	3-3	39-40	43-52	43-60	7-16	54	135-171	78.9

YEAR	TEAM	Special Teams								Punting					
		TKL	AST	TOT	FF	YDS	BP	BFG	BXP	NO	YDS	AVG	TB	IN-20	LG
1995	Cincinnati	2	0	2	0	0-0	0	0	0	2	52	26.0	0	0	27
1996	Cincinnati	0	0	0	0	0-0	0	0	0	1	4	4.0	0	0	4
CAREER		2	0	2	0	0-0	0	0	0	3	56	18.7	0	0	27

MISCELLANEOUS STATISTICS — 1 incomplete pass attempt in 1998.

— PELFREY'S SINGLE-GAME HIGHS —

FIELD GOALS — Attempts: 6 (twice); most recently at Pitt. 12-20-98; Made: 6 at Sea. 11-6-94; Missed: 3 at Balt. 9-7-97 (1-for-4); Long: 54 vs. Phil. 12-24-94.

EXTRA POINTS — Attempts: 6 at Phil. 11-30-97; Made: 6 at Phil. 11-30-97; Missed: 1 (6 times); most recently vs. Balt. 12-21-97 (1-for-2).

POINTS — Total: 18 at Sea. 11-6-94.

— PELFREY'S 1998 GAME-BY-GAME STATISTICS —

OPPONENT	Scoring					Field Goals							
	XP-XPA	BXP	FG-FGA	BFG	PTS	1-19	20-29	30-39	40-49	50+	LG	TOT	FG%
TENNESSEE	2-2	0	0-0	0	2	0-0	0-0	0-0	0-0	0-0	—	0-0	—
at Detroit	4-4	0	0-2	1	4	0-0	0-0	0-1	0-1	0-0	—	0-2	0.0
GREEN BAY	0-0	0	2-2	0	6	1-1	0-0	1-1	0-0	0-0	37	2-2	100.0
at Baltimore	3-3	0	1-1	0	6	0-0	0-0	0-0	1-1	0-0	48	1-1	100.0
—BYE—													
PITTSBURGH	1-1	0	2-2	0	7	0-0	0-0	0-0	2-2	0-0	48	2-2	100.0
at Tennessee	2-2	0	0-0	0	2	0-0	0-0	0-0	0-0	0-0	—	0-0	—
at Oakland	1-1	0	1-2	0	4	0-0	0-0	0-0	0-0	1-2	51	1-2	50.0
DENVER	0-0	0	2-3	0	6	0-0	2-2	0-0	0-0	0-1	25	2-3	66.7
at Jacksonville	0-0	0	1-1	0	3	0-0	0-0	0-0	0-0	1-1	50	1-1	100.0
at Minnesota	0-0	0	1-1	0	3	0-0	0-0	1-1	0-0	0-0	37	1-1	100.0
BALTIMORE	1-1	0	2-2	0	7	0-0	0-0	1-1	1-1	0-0	40	2-2	100.0
JACKSONVILLE	2-2	0	1-2	0	5	0-0	0-0	1-1	0-1	0-0	30	1-2	50.0
BUFFALO	2-2	0	0-0	0	2	0-0	0-0	0-0	0-0	0-0	—	0-0	—
at Indianapolis	2-2	0	2-2	0	8	0-0	1-1	0-0	1-1	0-0	41	2-2	100.0
at Pittsburgh	1-1	0	4-6	0	13	0-0	1-1	2-2	1-2	0-1	43	4-6	66.7
TAMPA BAY	0-0	0	0-1	0	0	0-0	0-0	0-0	0-1	0-0	—	0-1	0.0
TOTALS	21-21	0	19-27	1	78	1-1	4-4	6-7	6-10	2-5	51	19-27	70.4

PLAYERS

WR



CARL PICKENS

Ht: 6-2 Wt: 206

College: Tennessee

8th year in NFL

1998 Games-Starts: 16-16; Career Games-Starts: 104-97

Contract status as of 7-5-99: Unsigned; designated as Franchise Player

Acquired: D2 '92 (31st overall)

Born: 3-23-70

81

1999 STATUS: Pickens became an unrestricted free agent at the conclusion of the 1998 season. Under terms of the NFL's Collective Bargaining Agreement, he was designated by the Bengals on 2-8-99 as the team's Franchise Player. He remained unsigned as of 7-9-99, print date for this publication.

Took over in 1998 as franchise's all-time leader in receptions (473) and receiving TDs (57) ... Led the '98 team in receptions (82) and receiving yards (1023) for the fourth time in the last five seasons, and ... Joined Cris Collinsworth as the only Bengals to post four 1000-yard receiving seasons ... Had at least 1 catch in every game, extending to 77 his club record for receptions in consecutive games ... Pushed career receiving yards total to 6150, passing Eddie Brown (6134) into third place on Bengals' all-time list ... Set team record with 13 catches Oct. 11 vs. Pittsburgh, and his 204 yards in that game were most by any NFL player in '98.

1998 PARTICIPATION: Started every game for the third time in the last four seasons ... Ranked fourth on offensive unit with 885 snaps played, 90.4% of offensive total ... Has started 69 of last 73 Bengals games and played in 104 of last 108 ... Played in his 100th NFL game on Nov. 29 vs. Jacksonville.

RECORDS WATCH: With 473 career receptions, moved to a margin of more than 50 over second-place Cris Collinsworth (417) and third-place Isaac Curtis (416) ... Career receiving yards total of 6150 ranks third among

Bengals behind Curtis (7101) and Collinsworth (6698) ... Pickens' 57 career receiving TDs surpassed former mark of 53 by Curtis ... Total TDs for career is 58 (including one on a punt return) and ranks third all-time behind Pete Johnson (70) and James Brooks (64) ... Total of 77 consecutive games with at least one catch is two full seasons better than former mark of 45 by Dan Ross from 1980-83 ... Logged his fourth 1000-yard receiving season, having also posted 1000 in 1994-95-96. Only other Bengal to post four is Collinsworth (1981, '83, '85-86) ... Pickens' 13 catches Oct. 11 vs. Pittsburgh broke team record of 12 he had shared with James Brooks ... His 204 yards vs. Pittsburgh was a career-high (his first 200-yard game) and ranks third in team history behind Eddie Brown's 216 on 11-6-88 vs. Pittsburgh and Collinsworth's 206 on 10-2-83 vs. Baltimore Colts ... Pickens in '98 became the first Bengal to catch 50 or more passes in five straight seasons. Collinsworth, however, had five 50-catch seasons in the six years (1981-86), and the only year in that span when he missed the 50 mark was 1982, when he had 49 in a strike-shortened nine-game season ... Pickens' 17 TDs from 1995 is the club record, topping FB Pete Johnson's total of 16 in 1981 ... All Pickens 1995 TDs were on receptions, and total of 17 remains 7 better than the top season total posted by any other Bengals receiver.

1998 HIGHLIGHTS: Pickens' most dramatic plays occurred in victory Oct. 11 vs. Pittsburgh, as he kept alive winning TD drive with a 50-yard catch from Neil O'Donnell on fourth-and-12 from Bengals 15, then caught 25-yarder for winning TD with 20 seconds to play despite pass in-

terference penalty against Steelers CB Dwayne Washington ... Totaled 13 catches for 204 yards vs. Steelers and earned the offensive Game Ball ... Led team with 69 yards (on 5 catches) in Sept. 6 opener vs. Tennessee ... Led with 9 receptions (for 75 yards) in victory Sept. 13 at Detroit ... Led team with 6 receptions and tied for team lead with 58 yards Sept. 20 vs. Green Bay ... Scored 2 TDs Sept. 27 at Baltimore, on 1-yard pass from Neil O'Donnell and 67-yarder from Jeff Blake, moving career TD reception total to club-record 54 — surpassing Isaac Curtis (53); led team at Baltimore with 7 catches and 120 yards ... Led team with 5 catches (for 65 yards) Nov. 1 vs. Denver, including 24-yard catch from O'Donnell to Broncos 2, setting up Bengals TD in fourth quarter; Pickens caught ensuing two-point conversion pass from O'Donnell to tie score at 26 in game Broncos went on to win 33-26 ... Led team with 7-for-95 receiving Nov. 22 vs. Baltimore, and with 5-for-59 receiving Nov. 29 vs. Jacksonville ... Caught 4-yard TD pass from O'Donnell on Dec. 6 vs. Buffalo, and his team-leading 8-for-97 receiving made him fourth player in club history to top 6000-yard mark (6080) ... Scored at Indy on Dec. 13 on 6-yard pass from Jeff Blake, the 43rd Blake-to-Pickens TD pass since 1994 (Blake's first Bengals season) ... Caught 3-for-35 on Dec. 20 at Pittsburgh, going over 1000 mark for season (to 1006) ... Caught 2-for-17 on Dec. 27 vs. Tampa Bay, pushing career yards total to 6150 and passing third-place Eddie Brown (6134) in club all-time list.

PREVIOUS SEASONS — 1992: Drafted by Cincinnati in second round (31st overall) ... Was *Associated Press* choice as AFC Offensive Rookie of the Year after season of 26 catches for 326 yards and one TD, plus another TD on club-record 95-yard punt return Sept. 20 at Green Bay ... On Nov. 8 in Chicago, made leaping 23-yard TD catch in end zone with 0:59 left in regulation, forcing overtime in game Bengals won 31-28 ... Averaged 12.7 yards on 18 punt returns. **1993:** Led Bengals in touchdowns (6) ... All six came on receptions, representing more than half the team's TD catches for the season (6 of 11) ... Led team with 13.1-yard receiving average ... Was hindered by sprained foot last six weeks of season, missing Games 11, 13 and 14 ... Fought through pain in Game 15, Dec. 26 vs. Atlanta, to spark Bengals victory with six catches for 71 yards and two TDs ... Second TD vs. Falcons was six-yarder for game-winner with 1:00 to play ... Had season highs of 7 catches and 127 yards Oct. 24 at Houston, including season-long 36-yard catch. **1994:** His 11 TDs led all AFC receivers, and at that time broke Bengals receivers' record of 10 shared by Isaac Curtis and Cris Collinsworth ... Led Bengals in TDs for second straight year ... 71 catches tied 1981 club mark of TE Dan Ross, and broke previous record for catches by a WR (67, Collinsworth) ... Had four straight 100-yard days (Games 10-13), first such streak in Bengals history and first streak of four in NFL since 1990 ... Tied teammate Darnay Scott for NFL lead in receptions of 50-plus yards (5) ... Averaged 7 catches for 112 yards and 1.3 TDs over his last 7 games ... Biggest day was Nov. 13 vs. Houston, with 11 catches for 188 yards and three TDs ... Longest catch was a ca-

reer-long 70 for TD Nov. 27 at Denver ... Missed one game, Oct. 23 at Cleveland, with shoulder injury ... First team selection on *Football News* All-AFC team. **1995:** As restricted free agent, signed four-year contract March 23 after Bengals matched offer from Arizona ... Started every game for first time in four-year NFL career ... Smashed club records for receptions (99) and receiving TDs (17) in a season ... Broke his own Cincinnati receiving TDs season record of 11 in 2nd quarter of Game 10 at Houston, and went on to exceed that mark by 6 ... Final TD catch of season, 11-yarder Dec. 24 vs. Minnesota, broke FB Pete Johnson's 1981 club mark of 16 total TDs in season ... Became first Bengal to lead AFC in receptions, and his 1234 receiving yards were second-most in club history ... Elected to starting position on AFC Pro Bowl team, and named second-team All-Pro (entire NFL) by *Associated Press* ... 99 receptions won AFC title by 9 over San Diego's Tony Martin ... 17 TDs led AFC by 1 over second-place Chris Warren of Seattle, and 17 receiving TDs tied Minnesota's Cris Carter for NFL lead in that category ... Tied for fourth-most receiving TDs in a season in NFL history ... 1234 receiving yards was third-best in AFC ... Led Bengals non-kickers in scoring for third consecutive season ... Caught at least 1 TD pass in each of season's first 5 games, extending streak to 10 straight games, dating back to '94; streak stands through 1998 as fourth-longest in NFL history, behind Jerry Rice (13), Elroy Hirsch (11) and Buddy Dial (11) ... Had 100-plus receiving yards in 5 games, and 90 or more in 3 others ... Scored game-winning TD on 5-yard pass from Jeff Blake Nov. 26 at Jacksonville with 0:17 left in 4th quarter ... Sent Oct. 29 Cleveland game into OT with 1-yard TD catch from David Klingler at 0:14 of 4th quarter, tying score at 26-26 ... Had 2 receptions for 31 yards in Pro Bowl. **1996:** Won AFC receptions title for second straight season, 100-90 over Terry Glenn of New England and Tim Brown of Oakland; no Bengals player had previously led AFC in receptions ... Elected to starting position on AFC Pro Bowl team ... Finished 3rd in NFL in receptions, behind Jerry Rice of San Francisco (108) and Herman Moore of Detroit (106) ... Broke by one the Bengals record of 99 catches he had set in 1995; his 99 catches had smashed record of 71 he posted in 1994 to share record with Dan Ross ... With 1180 receiving yards in '96, posted fourth-best season total in club history ... Named AFC Offensive Player of Week after catching 11 for 176 yards and 3 TDs in Nov. 24 victory vs. Atlanta ... Scored 3 TDs for a second straight week Dec. 1 at Jacksonville, with game totals of 7 catches for 109 yards; became first Bengal with 3 TD receptions in consecutive games ... Tied Bengals record (since broken) in Nov. 10 victory vs. Pittsburgh with 12 catches, equaling James Brooks' 1989 mark ... Had 103 yards in that Pittsburgh game, his fourth 100-yard game in last five vs. Steelers ... Broke two tackles inside 10-yard line to score on 27-yard pass Sept. 8 at San Diego ... Scored 8 TDs in the final 5 games ... Caught at least 2 passes in every game ... Had Bengals' longest reception of season, a 61-yarder for TD on Nov. 24 vs. Atlanta ... Had 2 particularly tough TD catches in Oct. 27 victory vs. Jacksonville, making shoe-string catch for an 11-yard score and outleaping Jaguar Dave Thomas for 10-yard score; each TD brought Ben-

gals back from 7-point deficit ... Drew pass interference call in end zone against Baltimore's Deron Jenkins on Nov. 3, setting up Bengals TD ... Totals of 12 receiving TDs and 1180 yards each ranked third in AFC ... Completed a 12-yard pass to TE Tony McGee on his first pro attempt Nov. 3 at Baltimore ... Played through an injury to sternoclavicular joint suffered Sept. 15 at San Diego ... Played 93.4% of offensive snaps (1016 of 1088); had fourth-most scrimmage snaps on the team. **1997:** Started Games 1-12 ... Suffered torn groin muscle in Game 12, Nov. 23 vs. Jacksonville ... On weekly inactive list for Games 13-15, and placed on Injured Reserve list for Game 16 ... Prior to injury, had started 53 straight games and played in 88 of the last 92 ... Opened season with 8 catches in each of the first three games ... In opener Aug. 31 vs. Arizona, caught 6-yard TD from Jeff Blake with 0:38 remaining, lifting Bengals to 22-21 lead and eventual 24-21 win ... Had 8-yard TD catch from Blake for game's first score Sept. 7 at Baltimore ... Recorded 15th 100-yard game of his career Sept. 21 at Denver, catching 8-for-125, including 48-yarder from Blake ... His longest catch of season, 50 yards for TD, came Sept. 28 vs. Jets ... 15-yard TD catch from

Blake in Nov. 2 victory vs. San Diego gave Bengals first lead at 10-7 ... 5-yard TD catch from Esiason in victory Nov. 9 at Indianapolis put Bengals up 21-10 late in third quarter ... Had 4 catches for 35 yards on first two series Nov. 23 vs. Jacksonville, but suffered torn groin muscle when tackled by Kevin Hardy and Dave Thomas after 2-yard catch on third-and-one that gave Bengals first down at Jaguars 9, setting up TD.

PRO BOWL SELECTIONS: Chosen as AFC starting receiver following the 1995 and 1996 seasons.

COLLEGE: Played defensive back as well as WR during Tennessee career that saw him get 109 receptions for 1875 yards ... Made *The Sporting News* All-America team as a senior ... Had 777 career yards as a kickoff returner.

PERSONAL: Hometown is Murphy, N.C. ... All-star star at Murphy HS ... Has taken karate to improve agility and flexibility ... Full name is Carl McNally Pickens.

CARL PICKENS' STATISTICS

YEAR	TEAM	G-S	Receiving					Rushing					Scoring					
			NO	YDS	AVG	LG	TD	ATT	YDS	AVG	LG	TD	TD	R-R	TD-P	TD-R	2-PIC	PTS
1992	Cincinnati	16-10	26	326	12.5	38	1	0	0	—	—	0	2	0	1	*1	0	12
1993	Cincinnati	13-12	43	565	13.1	36	6	0	0	—	—	0	6	0	6	0	0	36
1994	Cincinnati	15-15	71	1127	15.9	70	11	0	0	—	—	0	11	0	11	0	0	66
1995	Cincinnati	16-16	99	1234	12.5	68	17	1	6	6.0	6	0	17	0	17	0	0	102
1996	Cincinnati	16-16	100	1180	11.8	61	12	2	2	1.0	2	0	12	0	12	0	1	74
1997	Cincinnati	12-12	52	695	13.4	50	5	1	-6	-6.0	-6	0	5	0	5	0	0	30
1998	Cincinnati	16-16	82	1023	12.5	67	5	2	4	2.0	4	0	5	0	5	0	1	32
CAREER		104-97	473	6150	13.0	70	57	6	6	1.0	6	0	58	0	57	*1	2	352

* — Return TD scored on punt return (see below).

		Special Teams								Kickoff Returns					Punt Returns					
YEAR	TEAM	TKL	AST	TOT	FF	FR-YDS	BP	BFG	BXP	NO	YDS	AVG	LG	TD	NO	FC	YDS	AVG	LG	TD
1992	Cincinnati	0	0	0	0	0-0	0	0	0	—	—	—	—	—	18	9	229	12.7	95	1
1993	Cincinnati	1	0	1	0	0-0	0	0	0	—	—	—	—	—	4	2	16	4.0	9	0
1994	Cincinnati	0	0	0	0	0-0	0	0	0	—	—	—	—	—	9	2	62	6.9	16	0
1995	Cincinnati	0	0	0	0	0-0	0	0	0	—	—	—	—	—	5	2	-2	-0.4	4	0
1996	Cincinnati	0	0	0	0	0-0	0	0	0	—	—	—	—	—	1	0	2	2.0	2	0
CAREER		1	0	1	0	0-0	0	0	0	—	—	—	—	—	37	15	307	8.3	95	1

MISCELLANEOUS STATISTICS: 1 incomplete pass attempt in 1993; 1 complete pass (in 1 attempt) for 12 yards in 1996 (no TD).

PICKENS' SINGLE-GAME HIGHS

RECEIVING — Receptions: 13 vs. Pitt. 10-11-98; Yards: 204 vs. Pitt. 10-11-98; Long: 70 at Den. 11-27-94 (TD); Touchdowns: 3 (4 times), most recently at Jax. 12-1-96.

(continued)

HARD ON HOUSTON

The Bengals' all-time high score in a game is 61. It has been done twice, and both times against Houston (now Tennessee). Cincinnati won 61-17 at the Astrodome in 1972, and 61-7 at Riverfront Stadium (now Cinergy Field) in 1989.

To further the coincidence, the date for both games was December 17.

The 54-point margin from the 61-7 game is the largest winning margin in Bengals history.

PICKENS' CAREER GAME-BY-GAME RECEIVING

OPPONENT	NO	YDS	AVG	LG	TD
1992					
at Seattle	1	5	5.0	5	0
L.A. RAIDERS	2	27	13.5	19	0
at Green Bay	0	0	—	—	0
MINNESOTA	1	13	13.0	13	0
HOUSTON	1	38	38.0	38	0
at Pittsburgh	2	25	12.5	18	0
at Houston	2	47	23.5	25	0
CLEVELAND	2	34	17.0	22	0
at Chicago	2	29	14.5	23-T	1
at N.Y. Jets	2	24	12.0	16	0
DETROIT	0	0	—	—	0
PITTSBURGH	4	34	8.5	14	0
at Cleveland	2	20	10.0	11	0
at San Diego	2	12	6.0	7	0
NEW ENGLAND	3	18	6.0	12	0
INDIANAPOLIS	0	0	—	—	0
1993					
at Cleveland	1	5	5.0	5-T	1
INDIANAPOLIS	4	41	10.3	21	0
at Pittsburgh	5	57	11.4	26	1
SEATTLE	5	81	16.2	27	1
at Kansas City	3	33	11.0	15	0
CLEVELAND	6	67	11.2	24-T	1
at Houston	7	127	18.1	36	0
PITTSBURGH	2	22	11.0	12	0
HOUSTON	1	11	11.0	11	0
at N.Y. Jets	2	39	19.5	21	0
L.A. RAIDERS	DID NOT PLAY (SPRAINED FOOT)				
at San Francisco	0	0	—	—	0
at New England	DID NOT PLAY (SPRAINED FOOT)				
L.A. RAMS	DID NOT PLAY (SPRAINED FOOT)				
ATLANTA	6	71	11.8	24-T	2
at New Orleans	1	11	11.0	11	0
1994					
CLEVELAND	1	6	6.0	6	0
at San Diego	4	45	11.3	17	0
NEW ENGLAND	4	78	19.5	49	2
at Houston	1	14	14.0	14	0
MIAMI	2	39	19.5	25	0
at Pittsburgh	3	34	11.3	23	0
at Cleveland	DID NOT PLAY (SHOULDER INJURY)				
DALLAS	4	40	10.0	15	0
at Seattle	4	90	22.5	47	0
HOUSTON	11	188	17.1	50-T	3
INDIANAPOLIS	6	103	17.2	53	0
at Denver	6	132	22.0	70-T	1
PITTSBURGH	4	105	26.3	56	1
at N.Y. Giants	7	59	8.4	13	2
at Arizona	5	59	11.8	32	1
PHILADELPHIA	9	135	15.0	51	1
1995					
at Indianapolis	5	39	7.8	10	1
JACKSONVILLE	5	102	20.4	68-T	1
at Seattle	8	88	11.0	22-T	1
HOUSTON	7	77	11.0	19	1
MIAMI	9	117	13.0	44-T	3
at Tampa Bay	4	25	6.3	11	0
at Pittsburgh	8	108	13.5	41-T	1
CLEVELAND	3	16	5.3	8	2
OAKLAND	4	54	13.5	22	1
at Houston	7	108	15.4	30-T	2
PITTSBURGH	8	129	16.1	26	1
at Jacksonville	2	19	9.5	14	1
at Green Bay	7	90	12.9	54	1
CHICAGO	11	99	9.0	15	0
at Cleveland	5	90	18.0	47	0
MINNESOTA	6	73	12.2	18	1

OPPONENT	NO	YDS	AVG	LG	TD
1996					
at St. Louis	6	91	15.2	46	0
at San Diego	4	63	15.8	27-T	1
NEW ORLEANS	8	89	11.1	19	0
DENVER	3	39	13.0	20	0
HOUSTON	6	48	8.0	18	0
at Pittsburgh	9	81	9.0	15	1
at San Francisco	2	25	12.5	21	0
JACKSONVILLE	6	51	8.5	12	2
at Baltimore	6	65	10.8	27	0
PITTSBURGH	12	103	8.6	21	0
at Buffalo	5	62	12.4	34	0
ATLANTA	11	176	16.0	61-T	3
at Jacksonville	7	109	15.6	26	3
BALTIMORE	7	75	10.7	19	1
at Houston	2	10	5.0	6	0
INDIANAPOLIS	6	93	15.5	52	1
1997					
ARIZONA	8	79	9.9	15	1
at Baltimore	8	99	12.4	36	1
at Denver	8	125	15.6	48	0
N.Y. JETS	2	64	32.0	50-T	1
at Jacksonville	3	53	17.7	25	0
at Tennessee	2	15	7.5	8	0
PITTSBURGH	4	81	20.3	48	0
at N.Y. Giants	1	13	13.0	13	0
SAN DIEGO	4	45	11.3	15-T	1
at Indianapolis	2	15	7.5	10	1
at Pittsburgh	6	71	11.8	23	0
JACKSONVILLE	4	35	8.8	12	0
at Philadelphia	INACTIVE (GROIN INJURY)				
TENNESSEE	INACTIVE (GROIN INJURY)				
DALLAS	INACTIVE (GROIN INJURY)				
BALTIMORE	INJURED RESERVE (GROIN INJURY)				
1998					
TENNESSEE	5	69	13.8	17	0
at Detroit	9	75	8.3	15	0
GREEN BAY	6	58	9.7	17	0
at Baltimore	7	120	17.1	67-T	2
PITTSBURGH	13	204	15.7	50	1
at Tennessee	2	51	25.5	46	0
at Oakland	2	22	11.0	20	0
DENVER	5	65	13.0	24	0
at Jacksonville	3	30	10.0	13	0
at Minnesota	1	8	8.0	8	0
BALTIMORE	7	95	13.6	21	0
JACKSONVILLE	5	59	11.8	20	0
BUFFALO	8	97	12.1	32	1
at Indianapolis	4	18	4.5	9	1
at Pittsburgh	3	35	11.7	17	0
TAMPA BAY	2	17	8.5	11	0
TOTALS	473	6150	13.0	70-T	57



ANDRE PURVIS

Ht: 6-4 Wt: 310

College: North Carolina

3rd year in NFL

1998 Games-Starts: 9-0; Career Games-Starts: 16-1

Contract status as of 7-5-99: In final season of a three-year deal

Acquired: D5 '97 (144th overall)

Born: 7-14-73

97

Purvis continued to make progress in his second NFL season and heads for his third Bengals camp in a bid for a regular spot in the defensive line rotation ... Can play all three line positions, and has ideal size for the 3-4 scheme ... Raised his games-played total to 9 last season, doubled his rookie-year tackle total and made John Elway the victim of his first NFL sack ... Has long arms to help separate himself from blockers, and praised by coaches for his overall hustle.

COACH TIM KRUMRIE SAYS: "Andre was a little bit of a project when we drafted him, but he's been steadily improving like we thought he could. He's enthusiastic, a hard worker, and I look forward to seeing what he can do in training camp with another year's experience under his belt. He's a candidate to play end or nose tackle. He's a big, strong guy who can do the job physically at this level."

1998 RECAP: On weekly inactive list for Games 1-7 ... Played as reserve, mostly at NT, in Games 8-16 ... Recorded his first NFL sack in his first game of the season, downing John Elway for 6-yard loss Nov. 1 vs. Denver ... Sack against Elway came on a third-and-10 play from Bengals 13 and forced Broncos to settle for field goal ... Had 1 solo tackle in Denver game, and also had 1 solo on Nov. 15 at Minnesota, Dec. 6 vs. Buffalo and Dec. 27 vs. Tampa Bay ... Had 1 assisted tackle on Nov. 8 at

Jacksonville and Dec. 13 at Indianapolis.

1997: Drafted in fifth round (144th overall) and signed on June 5 ... Played in all four preseason games, with 4 tackles (2 solo) and a 9-yard sack against Indianapolis' Kerwin Bell ... In regular season, started Game 8, Oct. 26 at N.Y. Giants, in place of injured LE John Copeland ... Played as reserve in Games 6-7, 9, 11, 13 and 15 ... On weekly inactive list for Games 1-5, 10 and 14 ... Active but DNP for Games 12 and 16 ... Played season-high 55 snaps from scrimmage in start at N.Y. Giants and had 1 solo tackle ... Had 2 tackles (1 solo) Nov. 16 at Pittsburgh.

COLLEGE: Came into his own as a senior at UNC after spending junior season in reserve role behind All-American Marcus Jones and team sack leader Rick Terry ... Had 2.5 sacks and 14 QB pressures as a senior along with 24 tackles, including 4.5 for loss, and named team's Most Improved Player.

PERSONAL: Hometown is Jacksonville, N.C. ... Attended Swansboro (NC) HS, and became the first player in school history selected for Shrine Bowl all-star game ... Began his prep career at White Oak HS in North Carolina, and transferred to Swansboro to be near his grandmother, who was ill ... Communication studies major at UNC ... Full name is Andre Lamont Purvis.

ANDRE PURVIS' STATISTICS

YEAR TEAM			G-S	Defense							Interceptions					Scoring			
				TKL	AST	TOT	SKS-YDS	PD	FF	FR-YDS	NO	YDS	AVG	LG	TD	TD	IntRI	FRRI	S
1997	Cincinnati		7-1	2	1	3	0-0	0	0	0-0	—	—	—	—	—	—	—	—	
1998	Cincinnati		9-0	4	2	6	1-6	0	0	0-0	—	—	—	—	—	—	—	—	
CAREER			16-1	6	3	9	1-6	0	0	0-0	—	—	—	—	—	—	—	—	

BUSIEST BENGALS — SPECIAL TEAMS

Tight end **Marco Battaglia** continued in his role as a special teams stalwart in 1998, leading coach **Al Roberts'** units with 317 snaps played among the 443 total. Battaglia had tied for the team lead in special teams tackles in 1997.

A list of the Bengals' five busiest special teamers in '98:

Player	Snaps	Pct. of Total
Marco Battaglia, TE	317	71.6%
Billy Granville, LB	292	65.9%
Eric Bieniemy, RB	280	63.2%
Tremain Mack, FS-KR	216	48.7%
Thomas Randolph, CB	209	47.2%



THOMAS RANDOLPH

Ht: 5-9 **Wt:** 185

College: Kansas State

6th year in NFL

1998 Games-Starts: 16-1; **Career Games-Starts:** 80-33

Contract status as of 7-5-99: In second season of a three-year deal

Acquired: UFA (NYG) '98

Born: 10-5-70

20

Entering second Bengals season, Randolph knows system and has cover ability to make a bid for starting lineup ... Spent most of last season as team's third CB after signing as unrestricted free agent from Giants ... Finished third on team in passes defended (7) ... One of 11 Bengals to play in every game, and has never missed a game since entering NFL in 1994 ... Tied for seventh on club with 7 special teams tackles, and finished fifth in special teams snaps (209) ... Still has the speed that made him a three-time NCAA track All-American in 55-meter dash.

COACH RAY HORTON SAYS: "Thomas is a very fast and very smart player. When we're watching film, it's evident he knows as much as anybody in the room. What I want from him this year, and what I'm going to challenge him to do, is to show the burning desire to be as good as he possibly can be. With a little more desire, a little more determination, he can be a big factor in this defense."

1998 PARTICIPATION: Signed with Bengals as unrestricted free agent on March 4 ... Played in 16 games for his fifth consecutive season ... Played as reserve in Games 1-10 and 12-16 ... Started at LCB in Game 11, Nov. 22 vs. Baltimore, replacing injured Ashley Ambrose.

1998 HIGHLIGHTS: Credited with 2 passes defended and 2 special teams tackles Nov. 1 vs. Denver ... Saw extensive action with base defense Nov. 15 vs. Minnesota, subbing for injured Ashley Ambrose, and posted season-high 5 solo tackles ... Intercepted Jim Harbaugh pass (intended for Jermaine Lewis) in third quarter of starting assignment Nov. 22 vs. Baltimore; made interception at Bengals 44-yard line (no return), setting up 56-yard Cincinnati TD drive ... Also vs. Baltimore, had 4 tackles (3 solo) and a pass defended ... Led special teams with 2 tackles Dec. 6 vs. Buffalo ... Had 2 passes defended in second quarter of victory Dec. 20 at Pittsburgh, each leading to a Steelers punt.

PREVIOUS SEASONS — 1994: Drafted by Giants in 2nd round (47th overall), and was most productive member of team's '94 draft class, playing every game and starting 10 ... Made first NFL start Oct. 10 vs. Minnesota ... Moved into starting lineup to stay on Oct. 30 vs. Detroit ... Displayed his speed in Lions game by catching Barry Sanders from behind on a 62-yard run ... Was primary defender against WR Carl Pickens on Dec. 11 vs. Cincinnati, and limited Pickens to 59 yards, breaking

Pickens' streak of four consecutive 100-yard games ... Named team's defensive MVP on Dec. 18 at Philadelphia, when he had 3 passes defended and recorded first NFL interception to set up game-tying TD. **1995:** Started every game for Giants at RCB, despite missing most of pre-season with groin injury, and finished sixth on team with 58 tackles while tying for second with 9 passes defended ... Helped seal 24-15 victory over Washington on Oct. 29 with interception of Gus Frerotte pass with 4:44 to play ... Picked up second interception of season in 10-6 victory Nov. 30 at Arizona, picking off long ball from Dave Krieg intended for Rob Moore ... Sealed Dec. 10 victory vs. Washington when he broke up Heath Shuler pass intended for Henry Ellard at Giants 1-yard line with 0:47 remaining. **1996:** Played mostly as Giants' nickel back, and had two starts in place of injured Phillippi Sparks ... Tied for 4th on team with 8 passes defended ... Led team with 9 tackles (8 solo) in start Oct. 27 at Detroit, and had a 17-yard return of Johnnie Morton fumble to set up Giants field goal ... Had 5 tackles (4 solo) and two passes defended as starter in victory Nov. 3 vs. Arizona. **1997:** Had 7 solo tackles, a pass defended and a forced fumble against WR Michael Timpson in starting assignment for Giants on Aug. 31 vs. Philadelphia, replacing injured Phillippi Sparks ... Had season-high 12 solo tackles and a pass defended in start Sept. 7 at Jacksonville ... Returned to nickel role Sept. 14 vs. Baltimore, and halted a Ravens' 2nd-quarter drive by breaking up pass intended for Michael Jackson ... Saw extensive time in nickel role in victory Sept. 28 vs. New Orleans, and intercepted Heath Shuler pass to give Giants possession at Saints' 36-yard line ... Played most of the game at LCB Dec. 13 vs. Washington, after starter Phillippi Sparks was sidelined with knee sprain in 2nd quarter; credited with 5 solo tackles ... Had season-high 3 passes defended as starter in victory Dec. 21 at Dallas, including two break-ups of second-half passes intended for WR Michael Irvin ... Played only on special teams in Dec. 27 playoff game vs. Minnesota.

COLLEGE: Had 9 career interceptions at Kansas State ... Named second-team All-America by *Associated Press* following senior season ... Two-year starter for Wildcats.

PERSONAL: Born in Norfolk, Va. ... Attended high school for three years in Germany ... Finished prep career at Manhattan (Kan.) HS, helping team to 1988 state title ... Scored 17 TDs in his final two seasons at Manhattan HS.

THOMAS RANDOLPH'S STATISTICS

YEAR TEAM	G-S	Defense							Interceptions					Scoring			
		TKL	AST	TOT	SKS-YDS	PD	FF	FR-YDS	NO	YDS	AVG	LG	TD	TD	IntRt	FRRt	S PTS
1994 N.Y. Giants	16-10	32	7	39	0-0	10	0	0-0	1	0	0.0	0	0	—	—	—	—
1995 N.Y. Giants	16-16	52	6	58	0-0	9	0	1-0	2	15	7.5	15	0	—	—	—	—
1996 N.Y. Giants	16-2	31	6	37	0-0	8	0	1-17	0	0	—	—	0	—	—	—	—
1997 N.Y. Giants	16-4	32	1	33	0-0	7	1	0-0	1	1	1.0	1	0	—	—	—	—
1998 Cincinnati	16-1	19	1	20	0-0	7	0	0-0	1	0	0.0	0	0	—	—	—	—
NYG Totals	64-32	147	20	167	0-0	34	1	2-17	4	16	4.0	15	0	—	—	—	—
Cin. Totals	16-1	19	1	20	0-0	7	0	0-0	1	0	0.0	0	0	—	—	—	—
CAREER	80-33	166	21	187	0-0	41	1	2-17	5	16	3.2	15	0	—	—	—	—

YEAR TEAM	Special Teams								Kickoff Returns					Punt Returns				
	TKL	AST	TOT	FF	FR-YDS	BP	BFG	BXP	NO	YDS	AVG	LG	TD	NO	FC	YDS	AVG	LG
1996 N.Y. Giants	6	0	6	0	0-0	0	0	0	—	—	—	—	—	—	—	—	—	—
1997 N.Y. Giants	1	0	1	0	0-0	0	0	0	—	—	—	—	—	—	—	—	—	—
1998 Cincinnati	7	0	7	0	0-0	0	0	0	—	—	—	—	—	—	—	—	—	—
NYG Totals	7	0	7	0	0-0	0	0	0	—	—	—	—	—	—	—	—	—	—
Cin. Totals	7	0	7	0	0-0	0	0	0	—	—	—	—	—	—	—	—	—	—
CAREER	14	0	14	0	0-0	0	0	0	—	—	—	—	—	—	—	—	—	—

— RANDOLPH'S 1998 GAME-BY-GAME DEFENSIVE STATISTICS —

OPPONENT	TKL	AST	TOT	SKS-YDS	INT-YDS	PD	FF	FR-YDS
TENNESSEE	0	0	0	0-0	0-0	0	0	0-0
at Detroit	0	0	0	0-0	0-0	0	0	0-0
GREEN BAY	1	0	1	0-0	0-0	0	0	0-0
at Baltimore	1	0	1	0-0	0-0	0	0	0-0
—BYE—								
PITTSBURGH	1	0	1	0-0	0-0	1	0	0-0
at Tennessee	0	0	0	0-0	0-0	0	0	0-0
at Oakland	0	0	0	0-0	0-0	1	0	0-0
DENVER	0	0	0	0-0	0-0	2	0	0-0
at Jacksonville	2	0	2	0-0	0-0	0	0	0-0
at Minnesota	5	0	5	0-0	0-0	0	0	0-0
BALTIMORE	3	1	4	0-0	1-0	1	0	0-0
JACKSONVILLE	2	0	2	0-0	0-0	0	0	0-0
BUFFALO	2	0	2	0-0	0-0	0	0	0-0
at Indianapolis	1	0	1	0-0	0-0	0	0	0-0
at Pittsburgh	0	0	0	0-0	0-0	2	0	0-0
TAMPA BAY	1	0	1	0-0	0-0	0	0	0-0
TOTALS	19	1	20	0-0	1-0	7	0	0-0

— POSTSEASON —

			Defense						Interceptions					Scoring					
			SKS- FR-											TD TD					
YEAR	TEAM	G-S	TKL	AST	TOT	YDS	PD	FF	YDS	NO	YDS	AVG	LG	TD	TD	Int	FR	S	PTS
1997	N.Y. Giants	1-0	0	0	0	0-0	0	0	0-0	—	—	—	—	—	—	—	—	—	—
CAREER		1-0	0	0	0	0-0	0	0	0-0	—	—	—	—	—	—	—	—	—	—

			Special Teams						Kickoff Returns					Punt Returns							
			FR-																		
YEAR	TEAM		TKL	AST	TOT	FF	YDS	BP	BFG	BXP	NO	YDS	AVG	LG	TD	NO	FC	YDS	AVG	LG	TD
1997	N.Y. Giants		1	0	1	0	0-0	0	0	0	—	—	—	—	—	—	—	—	—	—	—
CAREER			1	0	1	0	0-0	0	0	0	—	—	—	—	—	—	—	—	—	—	—

PLAYERS



ADRIAN ROSS

Ht: 6-2 **Wt:** 244

College: Colorado State

2nd year in NFL

1998 Games-Starts: 14-1; **Career Games-Starts:** 14-1

Contract status as of 7-5-99: In final season of a two-year deal

Acquired: CFA '98

Born: 2-19-75

57

The top defensive producer among Bengals' 1998 crop of college free agents, Ross was a key reserve on defensive unit and the club's fourth-leading tackler on special teams ... Made a quick transition from college defensive lineman to pro LB, ranking second among Bengals LBs with 4 passes defended ... Made impact as a pass rusher in college and has pro potential as a blitzer.

COACH MARK DUFFNER SAYS: "I liked this guy's brightness right from the start. He was alert. I took to him instantly because of his personality. He was calling me at home and at the office during the summer to ask questions about the playbook. When we got into the season, things developed where he had a chance to get in the games and even start one. Now he's back with a year's experience, and he's going to greatly enhance the competition we have at the outside linebacker position."

1998 PARTICIPATION: Signed April 21 as rookie free agent ... Played in all four preseason games ... Played in Games 1-2 and 5-16 of regular season, including starting assignment Nov. 15 at Minnesota as sub for injured James Francis and Steve Foley at LOLB ... On inactive list for Games 3-4.

1998 HIGHLIGHTS: Saw first significant action on defense Nov. 8 at Jacksonville, platooned with Steve Foley as replacement for injured James Francis at LOLB, and had 4 tackles (3 solo) ... With Foley also injured, made first start Nov. 15 at Minnesota, and had 3 tackles ... Stopped Bills scoring threat by intercepting Doug Flutie pass in 2nd quarter Dec. 6 vs. Buffalo, returning 11 yards to Bengals 29 ... Also vs. Bills, had 4 solo tackles and 3

passes defended, including a deflection of a Flutie fourth-quarter pass that John Copeland intercepted at Bills 24 to set up Bengals TD drive ... Ranked 16th on defense with 14 tackles (12 solo) ... Ranked fourth on special teams with 11 tackles ... Had 2 special teams tackles in three consecutive games — Nov. 1 vs. Denver, Nov. 8 at Jacksonville and Nov. 15 at Minnesota.

COACH AL ROBERTS SAYS: "We look for Adrian to be one our key guys on the kick coverage teams. He's smart, and if there's an area he knows he's responsible for, he'll take care of it. He can be a playmaker, too, but the thing I really liked last year was the discipline and responsibility to his assignments that he showed as a rookie."

COLLEGE: Joined Colorado State program as a walk-on in 1993, and departed with a No. 5 ranking on school's all-time sacks list (18.0) ... Started his last 25 games as a DE, including 1997 Holiday Bowl, and was named All-WAC Pacific Division as a junior and senior ... Had 3.5 sacks and 15 tackles for loss as a senior, and 9.5 sacks and 12 tackles for loss as a junior.

PERSONAL: Hometown and off-season residence is Elk Grove, Calif. ... Attended Elk Grove HS, where he earned letters in football, track and basketball while making the scholastic honors list four straight years ... Holds B.S. degree in animal science from Colorado State ... Enjoys speaking with elementary and junior high students about the value of education ... Hobbies include travel, video games and cooking ... Single ... Full name is Adrian Lamont Ross.

ADRIAN ROSS' STATISTICS

		Defense							Interceptions					Scoring						
YEAR	TEAM	G-S	TKL	AST	TOT	SKS-YDS	PD	FF	FR-YDS	NO	YDS	AVG	LG	TD	TD	Int	Ret	FR	S	PTS
1998	Cincinnati	14-1	12	2	14	0-0	4	0	0-0	1	11	11.0	11	0	—	—	—	—	—	—
CAREER		14-1	12	2	14	0-0	4	0	0-0	1	11	11.0	11	0	—	—	—	—	—	—

		Special Teams							Kickoff Returns					Punt Returns						
YEAR	TEAM	TKL	AST	TOT	FF	YDS	BP	BFG	BXP	NO	YDS	AVG	LG	TD	NO	FC	YDS	AVG	LG	TD
1998	Cincinnati	11	0	11	0	0-0	0	0	0	—	—	—	—	—	—	—	—	—	—	—
CAREER		11	0	11	0	0-0	0	0	0	—	—	—	—	—	—	—	—	—	—	—

— ROSS' 1998 GAME-BY-GAME DEFENSIVE STATISTICS —

OPPONENT	TKL	AST	TOT	SKS-YDS	INT-YDS	PD	FF	FR-YDS
TENNESSEE	0	0	0	0-0	0-0	0	0	0-0
at Detroit	0	0	0	0-0	0-0	0	0	0-0
GREEN BAY				INACTIVE				
at Baltimore				INACTIVE				
—BYE—								
PITTSBURGH	0	0	0	0-0	0-0	0	0	0-0
at Tennessee	0	0	0	0-0	0-0	0	0	0-0
at Oakland	0	0	0	0-0	0-0	1	0	0-0
DENVER	0	0	0	0-0	0-0	0	0	0-0
at Jacksonville	3	1	4	0-0	0-0	0	0	0-0
at Minnesota	3	0	3	0-0	0-0	0	0	0-0
BALTIMORE	1	0	1	0-0	0-0	0	0	0-0
JACKSONVILLE	1	1	2	0-0	0-0	0	0	0-0
BUFFALO	4	0	4	0-0	1-11	3	0	0-0
at Indianapolis	0	0	0	0-0	0-0	0	0	0-0
at Pittsburgh	0	0	0	0-0	0-0	0	0	0-0
TAMPA BAY	0	0	0	0-0	0-0	0	0	0-0
TOTALS	12	2	14	0-0	1-11	4	0	0-0

PLAYERS



KEVIN SARGENT

Ht: 6-6 **Wt:** 300

College: Eastern Washington

8th year in NFL

1997 Games-Starts: 16-16; **Career Games-Starts:** 74-63

Contract status as of 7-5-99: In third season of a five-year deal

Acquired: CFA '92

Born: 3-31-69

77

Consistent, technically sound veteran returns after starting every game for the first time in his NFL career in '98 ... Held starting spot down the season's stretch despite playing with a painful injured left elbow that prevented him from fully extending his arm ... Underwent surgery on 1-8-99 for the removal of bone chips from left elbow ... Has battled back to continue his career despite injuries that cost him all but one game in 1993, the entire 1996 season and the first six games of '97.

COACH PAUL ALEXANDER SAYS: "Sarge came back and started every game for us last year, and that was significant since he's had some tough injuries. He's a reliable player. He's a technically solid NFL pass blocker who can play the key position of left tackle."

1998 HIGHLIGHTS: Graded "excellent" (90% or better) in five games, tying C Darrick Brilz for most games in that category on the season ... Games with grades of "excellent" were Nov. 1 vs. Denver (92%), Nov. 15 at Minnesota (91%), Dec. 13 at Indianapolis (90%), Dec. 20 at Pittsburgh (92%) and Dec. 27 vs. Tampa Bay (90%) ... Grade of excellent in victory at Pittsburgh reflected work that led offense to season-high 483 yards ... Credited in coaches' evaluations with 2 "pancake" blocks Dec. 27 vs. Tampa Bay ... Played 903 offensive snaps, third-most on unit behind T Willie Anderson and C Darrick Brilz ... Played every offensive snap in 13 games ... Sideline in second half Sept. 27 at Baltimore with "stinger" in right shoulder ... Sideline in first half Nov. 22 vs. Baltimore with left knee strain ... Played in pain due to elbow injury from mid-November until season's end.

PREVIOUS SEASONS — 1992: Undrafted rookie from Division I-AA Eastern Washington made the squad out of training camp and played in all 16 games, with eight starts at LT ... Performed well in daunting role of replacing All-Pro Anthony Munoz, who missed eight games with injuries ... Led the offensive line with two fumble recoveries. **1993:** Opened the season as starting LT, but suffered broken forearm on the second play of the opening game in Cleveland ... Spent the next 11 weeks on inactive status, and was transferred to the Injured Reserve list Dec. 3. **1994:** Opened training camp as candidate for starting C job, but was switched to LT in pre-season shakeup caused by injury to Joe Walter ... Played 93.1% of offensive snaps for the season (924 of 992), second-best percentage on the offensive unit ... Played every offensive snap in 13 games ... Started first five games, lost job to Mark Dennis for Game 6, but won it back the next week and held it the remainder of the season ... Consistent play helped Bengals improve nine spots from 1993 in NFL total offense rankings (27th to 18th). **1995:** Opened season at LT with fine effort at Indianapolis against pass rush threat Trev Alberts ... Also credited by coaches for particularly effective jobs against Miami's Marco Coleman on Oct. 1 and against Tampa Bay's Shane Curry on Oct. 8 ... Cited for only 1 missed assignment in 852 total snaps ... Coaches rated him "exceptional" at LG in season finale Dec. 24 vs. Minnesota, given that he had not worked at G until the week of the game, and was matched against Pro Bowl DT John Randle ... Played every snap at LT in Games 1-12 ... Sideline after 13 plays Dec. 3 at Green Bay with ankle sprain, causing him to miss Dec. 10 game vs. Chicago. **1996:** Opened

(Kevin Sargent — cont'd)

training camp as starting LG ... Played in preseason opener vs. Indianapolis, but reported soreness and stiffness following the game, and was diagnosed Aug. 7 with herniated disc in his neck ... Placed on Injured Reserve list on Aug. 14 ... Underwent surgery in late August and spent remainder of season in rehab. **1997:** Opened training camp on Physically Unable to Perform list, still suffering after-effects of August 1996 surgery for a herniated neck disc that had caused him to miss entire '96 season ... Remained on PUP list for Games 1-5 ... Granted a roster exemption to return to practice on Oct. 8, and remained off roster for Game 6, Oct. 12 at Tennessee ... Added to 53-player roster on Oct. 18, and on Oct. 19 vs. Pittsburgh he played in reserve role, seeing first game action since 1996 preseason opener ... Also in reserve role for Game 8, Oct. 26 at N.Y. Giants, but played 43 of 63 offensive snaps and proved himself ready to regain starting job ... Started Games 9-16 at LT, playing every offensive snap in six of the eight contests ... In his first start, Nov. 2 vs. San

Diego, threw key block to help spring HB Corey Dillon for 71-yard TD run ... Awarded offensive Game Ball along with other members of offensive line for effort Dec. 4 vs. Tennessee, when Dillon rushed for 246 yards.

COLLEGE: Was offensive captain for Eastern Washington his senior season, and was named first-team All-Big Sky Conference.

PERSONAL: Hometown is Bremerton, Wash. ... Attended Bremerton HS ... Off-season residence is Seabeck, Wash. ... Married (wife Krista) with two children, Katlyn, 5, and Casey, 2 ... Hobbies include golf and video games.

KEVIN SARGENT'S STATISTICS

GAMES-STARTS (74-63): **1992** (16-8), **1993** (1-1), **1994** (16-15), **1995** (15-15), **1996** (0-0), **1997** (10-8), **1998** (16-16).

CB



COREY SAWYER

Ht: 5-11 **Wt:** 177
College: Florida State
6th year in NFL

23

1998 Games-Starts: 3-0; **Career Games-Starts:** 60-12
Contract status as of 7-5-99: In first season of a three-year deal
Acquired: D4 '94 (104th overall)
Born: 10-4-71

Veteran corner with a knack for making plays, Sawyer became an unrestricted free agent following '98 season but returns after signing three-year contract on 5-11-99 ... Will lend valuable experience to a young Cincinnati secondary as he competes for first full-time starting position ... Made what was arguably the biggest single play of Bengals' 1998 season when his interception return for a TD beat Detroit in overtime, but he suffered torn left knee cartilage the following week and missed the rest of the season ... Cleared by doctors for full participation in all 1999 activities ... In his last full season (1997), led team with 4 interceptions.

COACH RAY HORTON SAYS: "The more you're around Corey, the more you appreciate his football skills. He's not going to knock your eyes out in testing and timing, but he makes plays, and that's what the game's about. He has earned my respect, and he's earned a bigger role. You know he's going to give you all he's got, and I'm excited to have him back to make plays for me."

1998 PARTICIPATION: Played in Games 1-3, but suffered torn left knee cartilage Sept. 20 vs. Green Bay, covering Antonio Freeman on second-quarter play ... Underwent surgery Sept. 22, and placed Sept. 23 on Injured Reserve list.

1998 HIGHLIGHTS: Made Bengals' only interception for a TD in '98, going 58 yards with theft of a Scott Mitchell pass with 2:06 elapsed in overtime Sept. 13 at

Detroit ... Sawyer was voted the defensive Game Ball from Lions game, as he also led team with 6 solo tackles and was credited with 2 passes defended ... Had 2 tackles (1 solo) and a pass defended in Sept. 6 opener vs. Tennessee, and had 2 solo tackles before suffering knee injury Sept. 20 vs. Green Bay.

PREVIOUS SEASONS — 1994: Drafted by Bengals in 4th round (104th overall) ... Signed July 22 ... Claimed No. 3 CB position as rookie and finished second in passes defended (13) and tied for second in interceptions (2) ... Had 82-yard punt return for TD Sept. 25 at Houston, and his 11.8-yard season average was Bengals' highest since 1984 for players with enough returns to qualify for league title ... Had 4 passes defended Nov. 27 at Denver, tying team high for the season, and also had personal-high 6 tackles in that game ... Accomplished second-place finish in passes defended despite playing only 39% of defensive snaps ... His 307 punt return yards were third-most in Bengals' history ... Missed one game, Dec. 18 at Arizona, with bruised thigh. **1995:** Credited with 20-yard sack on Jim Harbaugh Sept. 3 at Indianapolis, longest Bengals sack of season ... Was only Bengal to be credited with 4 passes defended in a game, and did it twice, in victories Oct. 19 at Pittsburgh and Dec. 10 vs. Chicago ... Intercepted Steelers pass in end zone Oct. 19 at Pittsburgh, stopping drive late in 4th quarter of Bengals victory ... Also had 2-yard sack on Erik Kramer vs. Chicago ... Led team with 3 forced fumbles, getting one each in Games 4-6 ... Had 61-yard

INT return Dec. 3 at Green Bay, off league MVP Brett Favre; longest INT return of season by Bengals, and longest of season allowed by Packers ... Led team with 3 passes defended in Nov. 12 victory at Houston ... Suffered shoulder injury while sacking Harbaugh in Sept. 3 season opener at Indianapolis and missed next 4 games ... Returned to action in Game 6, Oct. 8 at Tampa Bay, and made first pro start in Game 7, Oct. 19 at Pittsburgh, subbing for RCB Rod Jones ... Also started Games 8-10 and 12-15. **1996:** Had 62-yard punt return, team's longest of season, setting up field goal on Sept. 1 at St. Louis ... Made key interception Nov. 3 at Baltimore, snaring Vinny Testaverde pass at Bengals' 23 in third quarter; Bengals went on to hold Ravens scoreless in second half and complete biggest road comeback in team history (from 21-3 deficit to 24-21 win) ... Credited with 2 passes defended in starting role Sept. 29 vs. Denver, as well as with 9-yard sack against John Elway ... Caused fumble by Oilers' Frank Wycheck on Oct. 6 vs. Houston, and loose ball was returned 59 yards by Jimmy Spencer for Bengals TD ... Intercepted Mike Tomczak pass at Bengals' 35 to halt third-quarter Steelers drive on Oct. 13 at Pittsburgh; also had 4 tackles ... Had season-high 8 tackles (7 solo) Oct. 20 at San Francisco ... Tied season high with 8 tackles (4 solo) in victory Nov. 24 vs. Atlanta ... Teamed with DT Kimmo von Oelhoffen to sack Chris Chandler for 5-yard loss in 4th quarter of victory Dec. 15 at Houston ... Played as reserve in Games 2, 5-11 and 13-16 ... Started Game 4 at RCB as sub for injured Jimmy Spencer, and started Game 12 vs. Atlanta as part of multiple-DB package ... On weekly inactive list for Game 3 due to hamstring pull. **1997:** In nickel back role for Games 1-13 ... Elevated to starter at RCB for Games 14-15 ... Suffered chipped bone in left elbow in Game 15, Dec. 14 vs. Dallas, and on weekly inactive list for Game 16 ... Led team with a career-high 4 interceptions and finished second in passes defended (13), despite starting only two games ... Closed his season in style in Dec. 14 start vs. Dallas, with 2 second-half interceptions against Troy Aikman as Bengals held on for victory ... Finished Dallas game despite suffering a chipped bone in left elbow, and earned special coaches' Game Ball

for exceptional effort ... In Dallas game, intercepted third-quarter pass intended for Anthony Miller and returned 7 yards to midfield, setting up drive for eventual winning TD; also swiped fourth-quarter pass intended for Michael Irvin at Bengals 12 with 4:10 remaining, halting Dallas drive and preserving final 31-24 edge ... Also had 4 passes defended vs. Dallas and was second on team in tackles with 7 (5 solo) ... Team-leading total of 4 INT also included pickoff of Kordell Stewart on Oct. 19 vs. Pittsburgh and swipe against Stan Humphries on Nov. 2 vs. San Diego; caught Humphries pass intended for Tony Martin at Chargers 39 in second quarter and made team's season-long INT return of 37 yards, setting up TD which put Bengals ahead to stay at 17-14 ... Made first start of the season in Dec. 4 victory vs. Tennessee, and had 1 pass defended while finishing second on the team with 4 solo tackles ... Had 4 solos and 1 pass defended on Nov. 30 at Philadelphia ... Finished fourth on team with 12 special teams tackles ... Special teams starter on punt coverage and kickoff coverage units.

SAWYER ON ATTITUDE: "We have to live by the attitude that if you don't want to go 60 minutes in a football game, you don't need to play. I don't care who it is, how much money you make, if you're not that guy who's helping us win, you don't need to be on the field. There's nobody above the law."

COLLEGE: All-American first-team choice as FSU senior by *The Sporting News*, *Football News* and Walter Camp Foundation ... Had 48 tackles with 11 pass deflections and six INT ... As junior in 1992, was All-American second-team pick by *Associated Press*, despite sharing LCB position with Tommy Henry ... First-team All-ACC pick ... Ranked third in nation with 7 INT and fifth in punt returns with 11.9-yard average.

PERSONAL: Hometown is Key West, Fla. ... Attended Key West HS ... Resides in Orlando, Fla. during off-season ... Has a daughter, Mercedes, 7 ... Hobbies include basketball, listening to music, and travel.

COREY SAWYER'S STATISTICS

YEAR	TEAM	G-S	Defense							Interceptions					Scoring				
			TKL	AST	TOT	SKS-YDS	PD	FF	FR-YDS	NO	YDS	AVG	LG	TD	TD	INT	FRRI	S	PTS
1994	Cincinnati	15-0	26	5	31	0-0	13	0	1-0	2	0	0.0	0	0	*1	0	0	0	6
1995	Cincinnati	12-8	49	4	53	2-22	17	3	0-0	2	61	30.5	61	0	0	0	0	0	0
1996	Cincinnati	15-2	29	15	44	1.5-11.5	7	1	0-0	2	0	0.0	0	0	0	0	0	0	0
1997	Cincinnati	15-2	28	3	31	0-0	13	0	0-0	4	44	11.0	37	0	0	0	0	0	0
1998	Cincinnati	3-0	9	1	10	0-0	3	0	0-0	1	58	58.0	58	1	1	1	0	0	6
CAREER		60-12	141	28	169	3.5-33.5	53	4	1-0	11	163	14.8	61	1	2	1	0	0	12

* — TD scored on punt return (see below).

YEAR	TEAM	Special Teams								Kickoff Returns					Punt Returns					
		TKL	AST	TOT	FF	YDS	BP	BFG	BXP	NO	YDS	AVG	LG	TD	NO	FC	YDS	AVG	LG	TD
1994	Cincinnati	4	0	4	0	0-0	0	0	0	1	14	14.0	14	0	26	16	307	11.8	82	1
1995	Cincinnati	0	0	0	0	0-0	0	0	0	2	50	25.0	28	0	9	8	58	6.4	21	0
1996	Cincinnati	0	0	0	0	1-0	0	0	0	12	241	20.1	33	0	15	5	117	7.8	62	0
1997	Cincinnati	12	0	12	0	0-0	0	0	0	0	0	—	—	0	0	0	0	—	—	0
1998	Cincinnati	1	0	1	0	0-0	0	0	0	0	0	—	—	0	0	0	0	—	—	0
CAREER		17	0	17	0	1-0	0	0	0	15	305	20.3	33	0	50	29	482	9.6	82	1

(continued)

— SAWYER'S SINGLE-GAME HIGHS —

PUNT RETURNS — Returns: 4 (twice); most recently at Pitt. 10-16-94; Yards: 81 at Hou. 9-25-94; Long: 82 at Hou. 9-25-94 (TD); Touchdowns: 1 at Hou. 9-25-94.
KICKOFF RETURNS — Returns: 3 at Pitt. 10-13-96; Yards: 61 at Pitt. 10-13-96; Long: 33 at S.O. 9-8-96; Touchdowns: none.

— SAWYER'S 1998 GAME-BY-GAME DEFENSIVE STATISTICS —

OPPONENT	TKL	AST	TOT	SKS-YDS	INT-YDS	PD	FF	FR-YDS
TENNESSEE	1	1	2	0-0	0-0	1	0	0-0
at Detroit	6	0	6	0-0	1-58	2	0	0-0
GREEN BAY	2	0	2	0-0	0	0	0	0-0
Placed on Reserve/Injured list, Sept. 23								
RESERVE/INJURED								
GAMES 4-16								
TOTALS	9	1	10	0-0	1-58	3	0	0-0

WR



DARNAY SCOTT

Ht: 6-1 Wt: 205
 College: San Diego State
 6th year in NFL

86

1998 Games-Starts: 13-13; Career Games-Starts: 77-72
 Contract status as of 7-5-99: In second season of a five-year deal
 Acquired: D2 '94 (30th overall)
 Born: 7-7-72

Boasting one of the NFL's best blends of size and raw speed, Scott is poised for chance to take over Bengals' No. 1 wideout role in '99 ... Scored career-high and team-leading 7 TDs last season, and though he missed three games due to injuries, he still posted his customary productive numbers with 51 catches for 817 yards ... Durable performer has missed only those three games in his five-year NFL career, and has started 72 of his 77 games played ... Only Bengal to be voted two Game Balls in '98, earning honor for performances Sept. 13 at Detroit and Dec. 20 at Pittsburgh ... Scott has topped 50-catch mark for four straight years after catching 46 as rookie ... Has topped 800-yard mark in every season of his career except 1997, when he just missed with team-leading 797 yards ... Only receiver in Bengals history to top 800 yards in each of his first three seasons.

COACH KEN ANDERSON SAYS: "Darnay's our big-play receiver, our burner. He has the speed every team needs. He was nicked up a little last year, but he still made big plays. This year, we may be counting on him to carry even more of the load. He'll have the challenge to step up and elevate his game to the very top level of the league."

1998 PARTICIPATION: Started Games 1-7, 10 and 12-16 ... On weekly inactive list for Game 8 (Nov. 1 vs. Denver) and Game 9 (Nov. 8 at Jacksonville) with left Achilles tendon strain ... On inactive list for Game 11 (Nov. 22 vs. Baltimore) due to turf toe ... Had played in 71 straight games and started 65 of last 66 before missing Nov. 1 Denver contest.

1998 HIGHLIGHTS: Caught 2 passes for 30 yards in season opener Sept. 6 vs. Tennessee, including 23-yard TD from Neil O'Donnell for team's first score in first quarter ... Won offensive Game Ball for victory Sept. 13 at Detroit with 5 catches for 130 yards, including TDs from

O'Donnell of 70 yards in first quarter and 36 yards in second quarter ... Made 3 receptions for 58 yards on Sept. 20 vs. Green Bay, including acrobatic catch for 41 yards to Packers 4-yard line in second quarter, setting up Bengals FG ... Caught 3 passes for 79 yards in victory Oct. 11 vs. Pittsburgh, including 2 TDs from O'Donnell, 44-yarder in second quarter and 30-yarder in fourth quarter for 18-17 lead ... Returned from two weeks on injured list to lead team with 4 catches and 31 yards Nov. 15 at Minnesota ... Made 6 receptions for 93 yards on Dec. 6 vs. Buffalo, including 8-yard TD from O'Donnell in second quarter that gave him career-high 6 TDs for season ... Led team with 6 catches (for 70 yards) Dec. 13 at Indianapolis ... Voted the offensive Game Ball for leading team with 7 receptions for 152 yards in victory Dec. 20 at Pittsburgh, including 61-yard TD pass from Jeff Blake for 22-21 lead in third quarter ... Yardage total at Pittsburgh was second-highest of his career, topped only by 157 at Seattle on 11-6-94, and it raised to eight his career total of 100-yard games.

SCOTT SAYS: "My best year has yet to come. I know I'm a high-profile receiver, not a basic receiver. I'm fast. I can catch. I run good routes. When my time comes, I'm going to shine."

PREVIOUS SEASONS — 1994: Drafted by Bengals in second round (30th overall) ... Tied teammate Carl Pickens for NFL lead in receptions of 50-plus yards (5) ... Led AFC in yards per catch (18.8) ... Became only player in Bengals history to record back-to-back games of 150 receiving yards when he caught 4 for 155 on Oct. 30 vs. Dallas and 7 for 157 on Nov. 6 at Seattle ... Had team's longest catch of season (76) at Seattle, setting up game-winning field goal in OT ... Scored TDs on passes of 67 and 55 yards vs. Dallas, joining Isaac Curtis (1973) as only Bengals to score on two

passes of 50-plus in the same game ... Threw one pass, Nov. 20 vs. Indianapolis, and completed it for 53 yards to Carl Pickens ... Caught at least one pass in every game ... Had first start Sept. 18 vs. NE ... Returned to reserve role in Games 4-5, but started final 11 games ... Named to three major all-rookie teams: **1995:** Second on Bengals in receiving yards (821) and TDs (5), and third in catches (52) ... His 88-yard TD catch from Jeff Blake on Sept. 17 at Seattle was the longest AFC pass play of the season ... Had second-best yards-per-catch average (15.8) among AFC receivers with 50 or more receptions, trailing only Denver's Anthony Miller (18.3) ... First Bengals player to top 800 receiving yards in each of first two seasons since Eddie Brown in 1985-86 ... 38-yard TD reception late in 3rd quarter Dec. 10 vs. Chicago produced eventual winning points in 16-10 victory ... Made opening score of game in both meetings with division champ Pittsburgh, with 47-yard TD catch Oct. 19 at Steelers and 4-yarder Nov. 19 vs. Steelers ... Only Bengal to get two 50-plus receptions in same game; scored on 51-yarder Sept. 24 vs. Houston, and set up another TD with 56-yard gain to the Oiler 2 ... Caught at least 1 pass in every game for second straight season. **1996:** With 833 yards, became only receiver in club history to top 800 mark in each of his first three seasons ... Had 50 or more receiving yards in 11 of 16 games ... Had career-high 8 receptions for a season-high 103 yards in victory Dec. 8 vs. Baltimore ... Put Bengals ahead to stay Sept. 15 vs. New Orleans with 24-yard TD catch in 2nd quarter for 10-3 lead ... Had 7 catches for 83 yards vs. New Orleans, his second-highest total of season in each category, despite playing with pulled rib cage muscle ... Scored game's first TD in victory Nov. 24 vs. Atlanta, on 20-yard pass ... Season-long catch of 50 yards produced TD Oct. 20 at San Francisco ... Pushed Bengals to 16-7 lead Sept. 1 at St. Louis with 6-yard TD catch ... Had 46-yard catch to set up a TD in victory Oct. 27 vs. Jacksonville ... Started every game for second straight season, but was slowed by late-season hip injury and saw limited action in Games 15-16. **1997:** Took over No. 1 WR role for last four games, due to injury to Carl Pickens, and averaged 105.8 yards per game (423 total on 22 catches; 3 TDs) ... Teamed with Boomer Esiason for Bengals' longest scrimmage play of the season, a 77-yard TD pass Dec. 21 vs. Baltimore ... 77-yarder vs. Ravens came with 3:41 to play and Cincinnati

guarding a 10-7 lead, giving Bengals cushion for a late Baltimore score in 16-14 win ... Totaled season-high 129 yards vs. Baltimore, and 6 catches tied his season best ... Had 4 catches for 112 yards Dec. 14 vs. Dallas, including 48-yard TD catch from Esiason with 0:25 left in first half, putting Bengals ahead to stay at 17-10 ... Dallas and Baltimore games marked the second time for Scott to have back-to-back 100-yard games; first instance also involved Dallas, as Scott had 4-for-155 vs. Cowboys on 10-30-94 and 7-for-157 at Seattle on 11-6-94 ... Opened season with 5-catch, 75-yard game Aug. 31 vs. Arizona, and had catches of 16 and 20 yards to begin Bengals' 63-yard drive for winning TD late in fourth quarter ... 26-yard TD catch from Jeff Blake on Sept. 28 vs. Jets ... Had 6 receptions, tying season-high, for 52 yards Nov. 2 vs. San Diego ... Scored eventual winning TD on Nov. 23 vs. Jacksonville, taking 11-yard TD pass from Esiason for 28-7 lead in second quarter ... Had team-high 6 catches for 99 yards Nov. 30 at Philadelphia, including 10-yard TD from Esiason in first quarter ... Tied season-high with 6 catches (for 83 yards) Dec. 4 vs. Tennessee ... Started Games 1-9 and 11-16 ... Played through soreness from cracked rib in late October ... In reserve role (coaches' decision) behind David Dunn for Game 10, Nov. 9 at Indianapolis.

COACH STEVE MOOSHAGIAN SAYS: "Darnay has been a very dangerous NFL receiver, but you could see him improving daily as we went through our off-season program. He's very coachable and willing to work on little things that can make him even better, like running tighter routes and getting in and out of cuts more quickly."

COLLEGE: Set San Diego State career record with 3139 receiving yards, smashing former mark of 2678 ... Caught 19 TD passes his last two seasons, despite sharing ball with star TB Marshall Faulk ... Teamed with Faulk to form top offensive duo in NCAA Division I history, amassing 10,410 yards (Scott 4656; Faulk 5754) ... Set WAC record in 1992 with 274 receiving yards vs. Texas-El Paso.

PERSONAL: Born in St. Louis ... Moved to San Diego in 1988 ... Hobbies include playing basketball and Nintendo games.

DARNAY SCOTT'S STATISTICS

YEAR	TEAM	G-S	Receiving					Rushing					Scoring					
			NO	YDS	AVG	LG	TD	ATT	YDS	AVG	LG	TD	TD	TD-R	TD-P	TD-RT	2-PIC	PTS
1994	Cincinnati	16-12	46	866	18.8	76	5	10	106	10.6	23	0	5	0	5	0	0	30
1995	Cincinnati	16-16	52	821	15.8	88	5	5	11	2.2	9	0	5	0	5	0	0	30
1996	Cincinnati	16-16	58	833	14.4	50	5	3	4	1.3	8	0	5	0	5	0	0	30
1997	Cincinnati	16-15	54	797	14.8	77	5	1	6	6.0	6	0	5	0	5	0	0	30
1998	Cincinnati	13-13	51	817	16.0	70	7	2	10	5.0	8	0	7	0	7	0	0	42
CAREER		77-72	261	4134	15.8	88	27	21	137	6.5	23	0	27	0	27	0	0	162

		Special Teams							Kickoff Returns					Punt Returns						
YEAR	TEAM	TKL	AST	TOT	FF	FR-YDS	BP	BFG	BXP	NO	YDS	AVG	LG	TD	NO	FC	YDS	AVG	LG	TD
1994	Cincinnati	—	—	—	—	—	—	—	—	15	342	22.8	34	0	—	—	—	—	—	—
CAREER		—	—	—	—	—	—	—	—	15	342	22.8	34	0	—	—	—	—	—	—

MISCELLANEOUS STATISTICS: † complete pass (in 1 attempt) for 53 yards in 1994 (no TD).

(continued)

— SCOTT'S SINGLE-GAME HIGHS —

RECEIVING — Receptions: 8 vs. Balt. 12-8-96; Yards: 157 at Sea. 11-6-94; Long: 88 at Sea. 9-17-95 (TD); Touchdowns: 2 (3 times); most recently vs. Pitt. 10-11-98.

— SCOTT'S 1998 GAME-BY-GAME STATISTICS —

OPPONENT	NO	YDS	Receiving			TD	Rushing				
			AVG	LG			ATT	YDS	AVG	LG	TD
TENNESSEE	2	30	15.0	23-T		1	0	0	—	—	0
at Detroit	5	130	26.0	70-T		2	1	8	8.0	8	0
GREEN BAY	3	58	19.3	41		0	0	0	—	—	0
at Baltimore	4	46	11.5	20		0	0	0	—	—	0
—BYE—											
PITTSBURGH	3	79	26.3	44-T		2	0	0	—	—	0
at Tennessee	2	29	14.5	16		0	0	0	—	—	0
at Oakland	3	29	9.7	13		0	0	0	—	—	0
DENVER			INACTIVE						INACTIVE		
at Jacksonville			INACTIVE						INACTIVE		
at Minnesota	4	31	7.8	11		0	0	0	—	—	0
BALTIMORE			INACTIVE						INACTIVE		
JACKSONVILLE	4	33	8.3	12		0	0	0	—	—	0
BUFFALO	6	93	15.5	32		1	0	0	—	—	0
at Indianapolis	6	70	11.7	20		0	0	0	—	—	0
at Pittsburgh	7	152	21.7	61-T		1	0	0	—	—	0
TAMPA BAY	2	37	18.5	24		0	1	2	2.0	2	0
TOTALS	51	817	16.0	70-T		7	2	10	5.0	8	0

G



SCOTT SHAW

Ht: 6-3 **Wt:** 303

College: Michigan State

2nd year in NFL

68

1998 Games-Starts: 2-0; **Career Games-Starts:** 2-0

Contract status as of 7-5-99: In final season of a two-year deal

Acquired: FA '98

Born: 6-2-74

Named a first-team All-American by Gannett News Service as a Michigan State senior in 1997. Shaw heads for first Bengals training camp in '99 ... Selected by Miami in '98 draft, he was waived by Dolphins late in training camp and signed with Cincinnati just before regular season opener ... On Bengals roster for all 16 regular-season games ... Has long snapping ability, and saw limited action in two games.

COACH PAUL ALEXANDER SAYS: "Scott's a smart, strong guy, but he didn't come to us until the end of training camp last year, so we really haven't seen him work extensively in contact situations. We think he has potential, and he showed some real progress in the off-season program."

1998 RECAP: Drafted in fifth round by Miami (143rd overall) ... Saw action in preseason with Dolphins, and waived Aug. 25 ... Signed with Bengals Aug. 30 as free agent ... Called into action on Nov. 1 vs. Denver, when he was needed as long snapper following injuries to starter Greg Truitt and backup Steve Bush ... Accurate on each of two snaps in Denver game ... Later saw action on Dec. 13 at Indianapolis, playing three snaps on offense and one

on special teams ... On inactive list for Games 1-4 and 11-12 ... Active but did not play for Games 5-7, 9-10, 13 and 15-16.

COLLEGE: Concluded Michigan State career by starting last 23 games at LG ... Graded better than 80% in nine games as a senior and allowed only one sack, earning first-team All-America honors from *Gannett News Service* ... Allowed only one sack as a senior and helped lead MSU offense to 199.5 rushing yards per game ... Earned MSU's "Iron Man" award for dedication in the weight room.

PERSONAL: Born in Detroit, and attended Henry Ford II High School in Sterling Heights, Mich. ... Earned prep honors on *Detroit News* All-State "Dream Team," and also earned two letters in wrestling ... Has worked with Special Olympics ... Holds BS degree from Michigan State in packaging engineering ... Hobbies include hunting, fishing and weight training ... Full name is Harold Scott Shaw.

SCOTT SHAW'S STATISTICS

GAMES-STARTS (2-0): 1998 (2-0).



Ht: 6-3 Wt: 233

College: North Carolina

2nd year in NFL

1998 Games-Starts: 14-12; Career Games-Starts: 14-12

Contract status as of 7-5-99: In second season of a five-year deal

Acquired: D1b '98 (17th overall)

Born: 6-21-75

Second of two Cincinnati picks in first round of '98 draft, Simmons is a cornerstone in Bengals' plans to develop dominant defense ... Finished tied for second on team in tackles despite missing two games and failing to start two others due to preseason knee surgery ... Showed toughness to play inside LB along with exceptional speed and graceful athletic skills ... Simmons and rookie CB Artrell Hawkins were the only Bengals to notch at least one entry in every column of the defensive stat sheet (tackles, sacks, interceptions, passes defended, forced fumbles and fumble recoveries).

COACH DICK LeBEAU SAYS: "Brian had a difficult start last year with a (preseason) knee injury that put him about four weeks behind, but once he got into the regular rotation, he developed at a rapid pace. He has so much athleticism. He showed that he's definitely one of the fastest linebackers in the league. And he's very agile, intelligent and competitive. With Brian and Takeo Spikes holding down our inside linebacker positions, we feel we really have something to build around."

1998 PARTICIPATION: Drafted by Bengals in first round (17th overall) ... Played in first 3 preseason games, but diagnosed before preseason finale with small cartilage tear in left knee ... Underwent arthroscopic surgery Aug. 27 ... Missed preseason finale and Games 1-2 of regular season ... Played as reserve in Games 3-4 and started Games 5-16.

1998 HIGHLIGHTS: Ranked 16th on team with only 4 tackles through the first four games, but averaged more than 6 tackles per game over the final 12 games ... Total of 78 tackles for season was tied with Sam Shade for second on team behind Takeo Spikes ... Total of 62 solo tackles was third behind Spikes and CB Artrell Hawkins ... Made NFL debut Sept. 20 vs. Green Bay, with 1 solo tackle ... Made first start Oct. 11 vs. Pittsburgh and contributed to 25-20 victory with 6 tackles (5 solo) and 2 special teams tackles ... Covered field for 13 tackles (11 solo) on Oct. 25 at Oakland, posting what would be the most total tackles by a Bengal in a game all season ... His 11 solos at Oakland would tie for most in a game by any Bengal in

1998 ... Had first pro sack Nov. 8 at Jacksonville, dropping Jamie Martin for 3-yard loss in fourth quarter ... Had 9 tackles (8 solo) Nov. 22 vs. Baltimore, tying for team lead in total tackles and leading team in solos ... Also vs. Ravens, forced a fumble against Roosevelt Potts in third quarter, made recovery and returned 22 yards to Baltimore 36 ... Posted second consecutive game with 9 tackles Nov. 29 vs. Jacksonville (7 solo) ... Opened second quarter Dec. 6 vs. Buffalo with 4-yard sack on Doug Flutie, and intercepted Flutie pass on next play at the Bills' 21-yard line, returning 18 yards to the Bills' 3 to set up the Bengals' first TD of game ... Also had 4 solo tackles vs. Buffalo ... Posted 6 tackles (5 solo) Dec. 13 at Indianapolis ... Had 4 tackles (3 solo) in victory Dec. 20 at Pittsburgh, and helped force a Steelers punt with an 11-yard sack on Kordell Stewart in the first quarter ... Posted his second double-figure tackles game of the year with 10 (9 solo) on Dec. 27 vs. Tampa Bay ... Had 7 total tackles on special teams, ranking tied for seventh.

COACH MARK DUFFNER SAYS: "Brian is an outstanding athlete. He runs real well, can cover well, and is a sideline-to-sideline pursuit player. I look for him to continue to improve after what we thought was a really good first year. He also proved he can be a good blitzer, so we'll be working to develop that."

COLLEGE: Headliner of a North Carolina defense that ranked No. 2 in the nation ... Earned first-team All-America honors from *Associated Press*, *Football News* and Walter Camp Foundation ... As a senior, had 3 sacks, 1 safety, 17 QB pressures and 13 tackles for loss ... As a junior, scored on interception returns of 84 yards vs. Louisville and 57 yards vs. Virginia, joining Bill Maceyko as only players in UNC history with two returns of 50-plus yards ... Did not play in 1993 redshirt freshman year, and missed only one game in four seasons from 1994-97.

PERSONAL: Hometown is New Bern, N.C. ... Attended New Bern HS, where he was a winner of the Outstanding Citizenship Award ... Sociology major at UNC, and was a member of UNC's 15-player Leadership Committee ... Full name is Brian Eugene Simmons.

BRIAN SIMMONS' STATISTICS

YEAR TEAM	G-S	TKL	AST	TOT	Defense				Interceptions					Scoring				
					SKS-	PD	FF	FR-YDS	NO	YDS	AVG	LG	TD	TD	IntRt	FRRt	S	PTS
1998 Cincinnati	14-12	62	16	78	3-18	2	1	1-22	1	18	18.0	18	0	—	—	—	—	—
CAREER	14-12	62	16	78	3-18	2	1	1-22	1	18	18.0	18	0	—	—	—	—	—

(continued)

YEAR TEAM	Special Teams								Kickoff Returns					Punt Returns					
	TKL	AST	TOT	FF	FR-YDS	BP	BFG	BXP	NO	YDS	AVG	LG	TD	NO	FC	YDS	AVG	LG	TD
1998 Cincinnati	7	0	7	0	0-0	0	0	0	—	—	—	—	—	—	—	—	—	—	—
CAREER	7	0	7	0	0-0	0	0	0	—	—	—	—	—	—	—	—	—	—	—

— SIMMONS' 1998 GAME-BY-GAME DEFENSIVE STATISTICS —

OPPONENT	TKL	AST	TOT	SKS-YDS	INT-YDS	PD	FF	FR-YDS
TENNESSEE				INACTIVE				
at Detroit				INACTIVE				
GREEN BAY	1	0	1	0-0	0-0	0	0	0-0
at Baltimore	3	0	3	0-0	0-0	0	0	0-0
—BYE—								
PITTSBURGH	5	1	6	0-0	0-0	0	0	0-0
at Tennessee	0	2	2	0-0	0-0	0	0	0-0
at Oakland	11	2	13	0-0	0-0	0	0	0-0
DENVER	1	3	4	0-0	0-0	0	0	0-0
at Jacksonville	2	2	4	1-3	0-0	1	0	0-0
at Minnesota	3	0	3	0-0	0-0	0	0	0-0
BALTIMORE	8	1	9	0-0	0-0	0	1	1-22
JACKSONVILLE	7	2	9	0-0	0-0	0	0	0-0
BUFFALO	4	0	4	1-4	1-18	1	0	0-0
at Indianapolis	5	1	6	0-0	0-0	0	0	0-0
at Pittsburgh	3	1	4	1-11	0-0	0	0	0-0
TAMPA BAY	9	1	10	0-0	0-0	0	0	0-0
TOTALS	62	16	78	3-18	1-18	2	1	1-22

LB



TAKEO SPIKES

Ht: 6-2 Wt: 230

College: Auburn

2nd year in NFL

51

1998 Games-Starts: 16-16; Career Games-Starts: 16-16

Contract status as of 7-5-99: In second season of a five-year deal

Acquired: D1a '98 (13th overall)

Born: 12-17-76

Termed "a guided missile" by head coach Bruce Coslet, Spikes faces challenge of improving on a rookie season in which he started every game from the preseason opener and dominated Bengals tackling statistics ... Became first rookie to lead the team in tackles since James Francis in 1990, and he led the tackle totals by a wider margin over the second-place player than any Bengals tackling leader since Tim Krumrie in 1988 ... Led team in tackles or tied for team lead in seven of the 16 games; led or tied for the lead among LBs in four other games ... Also led the team in total snaps played on offense or defense (997) ... Expressed and showed the desire to become a leader in the locker room as well as on the field.

COACH DICK LeBEAU SAYS: "Takeo was a joy to coach last year, and he's going to get a lot better. His attitude is excellent — he's mature beyond his years — and he's a player who's driven to excel for his team and also to meet his own high standards for himself."

1998 PARTICIPATION: Drafted by Bengals in first round (13th overall) ... Started all four preseason games and all 16 regular season games ... Played 96.1% of the 1037 total snaps played by defense.

1998 HIGHLIGHTS: Spikes' 112 tackles led the

team by 34 over LB Brian Simmons and SS Sam Shade, who tied for second place with 78 ... The last time a tackling leader led the club by more than 34 was the Super Bowl season of 1988, when Tim Krumrie posted a 43-tackle margin over David Fulcher (152-109) ... Spikes led the team by 30 in solo tackles, with a 95-65 edge over CB Artrell Hawkins ... In NFL debut Sept. 6 vs. Tennessee, Spikes led the team with 8 solo tackles and tied for the team lead in total tackles (8) ... Led team in victory Sept. 13 at Detroit with 8 tackles (5 solo) ... Got first NFL sack Sept. 20 vs. Green Bay, dropping Brett Favre for 12-yard loss on fourth-and-three play from Bengals 33 with 1:53 to play ... Sack against Favre gave Bengals possession at their 45 with a chance to close a 13-6 deficit, but Green Bay's defense held to preserve Packers victory ... Led team Sept. 27 at Baltimore with 11 solo tackles, which would tie for most solos in any game by a Bengal all season ... Also at Baltimore, had 2-yard tackle for loss against Priest Holmes, and sacked Eric Zeier for 7-yard loss in fourth quarter, leading to punt and subsequent Bengals TD drive ... Made key play in victory Oct. 11 vs. Pittsburgh, helping force Steelers to settle for field goal in fourth quarter with tackle that held Richard Huntley to a 1-yard gain; had 5 solo tackles vs. Steelers and was voted the defensive Game Ball ... Tied for team lead with 10 tackles (8 solo) Oct. 18 at Tennessee ... Led LBs with 6 tackles (5

solo) Nov. 1 vs. Denver ... Led LBs and tied for team lead with 6 tackles (4 solo) Nov. 8 at Jacksonville ... Tied for lead among LBs with 5 solos Nov. 15 at Minnesota, including stop for 2-yard loss on Robert Smith on play from Bengals 1-yard line ... Tied for team lead with 9 tackles (7 solo) Nov. 22 vs. Jacksonville ... Led LBs with 7 tackles (5 solo) Dec. 13 at Indianapolis, and led LBs again the following week with 6 tackles (4 solo) Dec. 20 at Pittsburgh ... Closed the season with a team-leading 11 tackles (9 solo) Dec. 27 vs. Tampa Bay, tying his high total tackle figure for the season.

IS TAKEO LIKE MIKE? Spikes was named among the NFL's Top 10 rookies in a 1998 *Sports Illustrated* feature that compared his playing style to Mike Singletary, the former Chicago Bear who was inducted into the Pro Football Hall of Fame in August 1998. "What linebacker wouldn't be happy with a comparison like that?" Spikes said. "I've got a long way to go before I could really be compared with Mike Singletary, but my goal is to keep improving and eventually wind up where he is now (the Hall of Fame)."

COACH MARK DUFFNER SAYS: "Takeo plays with a lot of emotion and intensity. He has good balance, and a knack for getting to the ball. He led us in tackles by a wide margin, and that's great for a rookie. This year, I know he's

dedicated to becoming a leader and helping us become a better team in terms of total defense against the run."

COLLEGE: Chose to enter the draft after his 1997 junior season at Auburn, year in which he was named national Defensive Player of the Year by *Football News* and first-team All-American by *The Sporting News* ... Led the '97 Auburn club with 136 tackles as Tigers advanced to SEC Championship game ... Tied for team lead in '97 with 9 tackles for loss ... As a sophomore, had 119 tackles and was the only sophomore named a semifinalist in competition for Dick Butkus Award (top college LB).

PERSONAL: Hometown is Sandersville, Ga. ... Earned All-America honors from *Parade* and *USA Today* during prep career at Washington County HS, and was named Georgia's "Mr. Football" by state's coaches as a senior ... Also was named Georgia Player of the Year as a prep senior by *Atlanta Journal-Constitution* ... Liberal arts major at Auburn ... Does volunteer work for Children's Hospital in Cincinnati, and is a spokesman for the hospital's eye screening program ... Chosen to represent Bengals in NFL's 1999 United Way public service television announcements ... Hobbies include fishing, traveling and meeting people ... Single ... Full name is Takeo Gerard Spikes ... First name is pronounced "tuh-KEE-oh," and means "great warrior" in Japanese.

TAKEO SPIKES' STATISTICS

YEAR	TEAM	G-S	Defense							Interceptions					Scoring				
			TKL	AST	TOT	SKS-YDS	PD	FF	FR-YDS	NO	YDS	AVG	LG	TD	TD	INT	FRT	S	PTS
1998	Cincinnati	16-16	95	17	112	2-19	0	0	0-0	—	—	—	—	—	—	—	—	—	—
CAREER		16-16	95	17	112	2-19	0	0	0-0	—	—	—	—	—	—	—	—	—	—

		Special Teams								Kickoff Returns					Punt Returns					
YEAR	TEAM	TKL	AST	TOT	FF	FR-YDS	BP	BFG	BXP	NO	YDS	AVG	LG	TD	NO	FC	YDS	AVG	LG	TD
1998	Cincinnati	2	0	2	0	0-0	0	0	0	—	—	—	—	—	—	—	—	—	—	—
CAREER		2	0	2	0	0-0	0	0	0	—	—	—	—	—	—	—	—	—	—	—

— SPIKES' 1998 GAME-BY-GAME DEFENSIVE STATISTICS —

OPPONENT	TKL	AST	TOT	SKS-YDS	INT-YDS	PD	FF	FR-YDS
TENNESSEE	8	0	8	0-0	0-0	0	0	0-0
at Detroit	5	3	8	0-0	0-0	0	0	0-0
GREEN BAY	4	0	4	1-12	0-0	0	0	0-0
at Baltimore	11	0	11	1-7	0-0	0	0	0-0
—BYE—								
PITTSBURGH	5	0	5	0-0	0-0	0	0	0-0
at Tennessee	8	2	10	0-0	0-0	0	0	0-0
at Oakland	9	0	9	0-0	0-0	0	0	0-0
DENVER	5	1	6	0-0	0-0	0	0	0-0
at Jacksonville	4	2	6	0-0	0-0	0	0	0-0
at Minnesota	5	0	5	0-0	0-0	0	0	0-0
BALTIMORE	5	0	5	0-0	0-0	0	0	0-0
JACKSONVILLE	7	2	9	0-0	0-0	0	0	0-0
BUFFALO	1	1	2	0-0	0-0	0	0	0-0
at Indianapolis	5	2	7	0-0	0-0	0	0	0-0
at Pittsburgh	4	2	6	0-0	0-0	0	0	0-0
TAMPA BAY	9	2	11	0-0	0-0	0	0	0-0
TOTALS	95	17	112	2-19	0-0	0	0	0-0



JIMMY SPROTTE

Ht: 6-3 Wt: 235
 College: Arizona
 2nd year in NFL

52

1998 Games-Starts: 5-0 (0-0 Tenn., 5-0 Cin.); **Career Games-Starts:** 5-0
Contract status as of 7-5-99: In final season of a two-year deal
Acquired: FA '98
Born: 10-2-74

Inside LB with a college reputation for physical play, Sprotte heads for his first Bengals training camp in '99 ... Drafted in '98 by Tennessee, he signed with Cincinnati off the Oilers' practice squad on Oct. 1 and saw action in five games for the Bengals, playing primarily on special teams ... Played both LB and DE in college at Arizona, where he had 168 tackles and earned All Pac-10 honors.

COACH MARK DUFFNER SAYS: "I'm anxious to see Jimmy this preseason. He came to us late last year and didn't have a chance to fully get in the system. But I'm impressed with his toughness, and he seems to have good instincts and quickness as an inside 'backer."

1998 RECAP: Drafted by Tennessee in 7th round (205th overall) ... Played in Oilers' first three preseason games with 5 tackles (3 solo) and 1 tackle for loss ... Waived Aug. 25, and signed Sept. 1 to Oilers practice squad ... Signed off Oilers practice squad to Bengals 53-player roster on Oct. 1 ... Played for Cincinnati in Games 8-11 and 13 ... On Bengals inactive list for Games 5-6, 12, and 14-16 ... Hamstring pull limited his availability during December ... Made NFL debut Nov. 1 vs. Denver and had 2 tackles on special teams ... Had 1 special teams tackle Nov. 15 at Minnesota, and tied for club lead with 2

special teams tackles Nov. 22 vs. Baltimore ... Ranked tied for 10th on team in total special teams tackles (5).

COLLEGE: Named Arizona's Most Valuable Player as a senior in 1997, starting eight games at weakside DE ... Was team captain in senior season and had 40 tackles, 3 sacks and 2 forced fumbles ... Missed one game as a senior due to knee strain, and played in reserve role in two other games ... Started 10 games at inside LB as a junior, with a career-high 94 tackles, 3 sacks and 8.5 tackles for loss ... Had career-high 18 tackles as a junior against Washington ... Redshirted in 1993 after undergoing arthroscopic surgery on right knee ... Played first of four Arizona seasons in 1994.

PERSONAL: Born in Olathe, Kan., but hometown is Lakeside, Ariz., where he was an All-State football selection at Blue Ridge HS ... As a prep senior he had 120 tackles en route to Defensive Player of the Year honors and also rushed for 1203 yards as an offensive back ... Off-season residence is Tempe, Ariz. ... Brother, Scooter, has played free safety at Arizona ... Majored in physical anthropology at Arizona ... Single ... Hobbies include hunting, fishing, weightlifting and snowboarding ... Full name is John Wild Sprotte ... The 'e' is silent in his last name.

JIMMY SPROTTE'S STATISTICS

		Defense								Interceptions					Scoring				
YEAR	TEAM	G-S	TKL	AST	TOT	SKS-YDS	PD	FF	FR-YDS	NO	YDS	AVG	LG	TD	TD	INT	FRR	S	PTS
1998	Tennessee	0-0	DID NOT PLAY*								DID NOT PLAY*					DID NOT PLAY*			
	Cincinnati	5-0	0	0	0	0-0	0	0	0-0	—	—	—	—	—	—	—	—	—	—
CAREER		5-0	0	0	0	0-0	0	0	0-0	—	—	—	—	—	—	—	—	—	—

		Special Teams								Kickoff Returns					Punt Returns					
YEAR	TEAM	TKL	AST	TOT	FF	YDS	BP	BFG	BXP	NO	YDS	AVG	LG	TD	NO	FC	YDS	AVG	LG	TD
1998	Tennessee	DID NOT PLAY*								DID NOT PLAY*					DID NOT PLAY*					
	Cincinnati	5	0	5	0	0-0	0	0	0	—	—	—	—	—	—	—	—	—	—	—
CAREER		5	0	5	0	0-0	0	0	0	—	—	—	—	—	—	—	—	—	—	—

*NOTE: Sprotte was on the practice squad for four games with Tennessee in 1998.

PELFREY SETS SIGHTS ON BREECH

Kicker **Doug Pelfrey** finished the 1998 season with 78 points, pushing his career total to 579. That's second-most in team history behind **Jim Breech** (1151). **Horst Muhlmann** is third at 549. Pelfrey passed Muhlmann in the Nov. 22 Baltimore game.

Pelfrey already holds Bengals records for points in a season (121 in 1995), field goals in a season (29 in 1995) and field goals in a game (6 at Seattle in 1994).



GLEN STEELE

Ht: 6-4 Wt: 295

College: Michigan

2nd year in NFL

1998 Games-Starts: 10-0; Career Games-Starts: 10-0

Contract status as of 7-5-99: In second season of a four-year deal

Acquired: D4 '98 (105th overall)

Born: 10-4-74

70

Rated among the fiercest competitors in Michigan's proud football history, Steele heads for his second Bengals camp after a rookie season in which he showed potential but was limited by injuries ... Led Bengals defensive line in tackles in early-season test with Packers, but injuries to both ankles slowed his progress and brought his season to an early close ... Was playing primarily as a DE by season's end, but can also play NT.

COACH TIM KRUMRIE SAYS: "Glen is a natural tough guy. I don't have to give him a rah-rah speech every day to be a tough guy, and I like that. He's not always pretty, but he always does something good. He was banged up some as a rookie and didn't accomplish all he might have wanted to, but he played some big-time football in college and I'm still very high on his potential."

1998 RECAP: Drafted by Bengals in fourth round (105th overall) ... Signed July 14 ... Played in every pre-season game, and responded with 7 tackles (6 solo) as well as a 5-yard sack on Kelly Holcomb on Aug. 17 vs. Indianapolis ... In regular season, played in Games 1-8 and 13-14 ... On inactive list with ankle injuries for Games 9-12, and placed on Injured Reserve list Dec. 15, missing Games 15-16 ... Had 7 tackles (6 solo) in his 10 regular-season games ... Made NFL debut with 1 solo tackle Sept. 6 vs. Tennessee ... Led line with 3 tackles (2 solo) Sept. 20 vs. Green Bay ... Suffered left ankle sprain Oct. 11 vs. Pittsburgh, which limited his playing time ... Suffered right ankle

injury in first quarter Nov. 1 vs. Denver; completed game against Broncos, but injury was later determined to be torn right ankle ligament ... On inactive list for next four games, and returned to action with 1 solo tackle Dec. 6 vs. Buffalo ... Also had 1 solo Dec. 13 at Indianapolis, but reinjured right ankle and was placed on Injured Reserve on Dec. 15.

COLLEGE: Finished his Michigan career ranked second in school history in sacks (24) and third in tackles for loss (45) ... Earned All-America honors from American Football Coaches Association as a senior, when he recorded 48 tackles (32 solo) with 7 sacks for minus-48 yards and 14 tackles for loss for minus-62 yards ... Excelled in 1997 victory over Ohio State with 5 solo tackles, 2 sacks for minus-12, 3 TFL and a fumble recovery ... Started every game as a junior, with 54 tackles (37 solo), 6 sacks for minus-25 and 15 TFL for minus-53 ... Had career-high 65 tackles (33 solo) as a sophomore, with 8 sacks for minus-51 yards and 12 TFL for minus-59.

PERSONAL: Hometown is Ligonier, Ind., where he was a four-year varsity starter in football at West Noble HS ... Played MLB as a high school senior, but was known more as an offensive star at TE and FB ... Also was a three-year varsity basketball starter at West Noble, averaging 19.5 points and 12.5 rebounds ... Enrolled at Michigan in the Division of Kinesiology, majoring in sports management and communications ... Full name is James Lendale Steele, Jr.

GLEN STEELE'S STATISTICS

YEAR	TEAM	G-S	Defense							Interceptions					Scoring				
			TKL	AST	TOT	SKS-YDS	PD	FF	FR-YDS	NO	YDS	AVG	LG	TD	TD	IntRt	FRRI	S	PTS
1998	Cincinnati	10-0	6	1	7	0-0	0	0	0-0	—	—	—	—	—	—	—	—	—	—
CAREER		10-0	6	1	7	0-0	0	0	0-0	—	—	—	—	—	—	—	—	—	—

DOUBLE WHAMMY

Twice in Bengals history, two Cincinnati players have broken the 100-yard rushing mark in the same game.

On Oct. 29, 1972, in a 30-7 win vs. Houston, **Doug Dressler** gained 110 yards and **Essex Johnson** gained 103 yards.

On Dec. 7, 1986, in a 31-7 victory at New England, **James Brooks** rushed for 163 yards and **Stanley Wilson** for 120 yards.



NICKY SUALUA

Ht: 5-11 Wt: 257

College: Ohio State

3rd year in NFL

1998 Games-Starts: 16-0 (Dall.); Career Games-Starts: 26-1

Contract status as of 7-5-99: In final season of a three-year deal

Acquired: W (Dall.) '99

Born: 4-16-75

45

One of the best college run blockers of the '90s during his career at Ohio State, Sualua joins Bengals' wide-open competition at FB after playing in 27 straight games for Dallas over the past two seasons ... Acquired by Bengals via waiver claim from Cowboys on 6-25-99 ... Played in every regular season game last season, and in playoff game vs. Arizona, serving as backup for two-time Pro Bowl choice Daryl Johnston ... Contributor to rushing totals of 1074 and 1332 yards by Dallas TB Emmitt Smith the past two seasons, and is a solid pass blocker who helped Cowboys lead NFL in '98 in fewest sacks allowed (19).

COACH JIM ANDERSON SAYS: "We're hopeful Nicky will bring us the same toughness and athletic ability he displayed at Ohio State and with the Cowboys. He's got the power to be a punishing blocker, and as a receiver, he shows good hands and quickness out of the backfield."

1998 RECAP: Used as a blocking back and special teams performer while appearing in every game for Dallas ... No rushing or receiving statistics ... Helped spark 31-10 win Oct. 4 at Washington with key block on 3-yard TD run by Emmitt Smith; the TD by Smith put Dallas ahead to stay at 10-7 in second quarter ... Saw his most concentrated action at FB in fourth quarter of victory Nov. 2 at Philadelphia, subbing for injured Daryl Johnston ... Suffered neck sprain Nov. 8 vs. N.Y. Giants, but came back to play the following week at Arizona ... Saw action as a ballcarrier and receiver during preseason, with 5 rushes for 22 yards (4.4 average) and 4 receptions for 27 yards (6.8).

1997: Drafted by Dallas in 4th round (129th overall) ... Had 1 rush for 3 yards and 1 reception for 3 yards in preseason ... No rushing or receiving statistics in regular season, but played in final 10 games, getting his roster break when starting FB Daryl Johnston suffered season-ending neck injury Oct. 4 at Washington ... Made NFL debut Oct. 19 vs. Jacksonville, taking over backup FB role when Herschel Walker moved from backup to starter ... Saw considerable action at FB on Oct. 26 at Philadelphia and Nov. 2 at San Francisco ... Earned his first NFL start in season finale Dec. 21 vs. N.Y. Giants.

COLLEGE: Was at Ohio State from 1993-95, and was ranked as one of the most effective run blockers ever evaluated by Dallas scouts ... Started the final 10 games of his junior season (1995) and was lead blocker for TB Eddie George, who captured Heisman Trophy ... Sualua rushed for 106 yards with a 5.9 per-carry average as a junior, and added 17 pass receptions for 129 yards and 2 TDs ... Did not play in 1996 due to academic ineligibility ... Finished his career with a rushing average of 5.5 per carry ... Buckeyes posted a 20-6 record while Sualua was in the lineup.

PERSONAL: Hometown is Santa Ana, Calif., where he was a standout FB and DE at Mater Dei HS ... Helped Mater Dei to 13-1 record and state football title as a sophomore ... Also won a state weightlifting title in high school ... Math major at Ohio State ... Last name is pronounced "SOO-uh-LOO-uh."

NICKY SUALUA'S STATISTICS

YEAR	TEAM	G-S	Rushing					Receiving					Scoring					
			ATT	YDS	AVG	LG	TD	NO	YDS	AVG	LG	TD	TD	TD-R	TD-P	TD-RI	2PIC	PTS
1997	Dallas	10-1	0	0	—	—	0	—	—	—	—	—	—	—	—	—	—	—
1998	Dallas	16-0	0	0	—	—	0	—	—	—	—	—	—	—	—	—	—	—
CAREER		26-1	0	0	—	—	0	—	—	—	—	—	—	—	—	—	—	—

		Special Teams								Kickoff Returns					Punt Returns					
YEAR	TEAM	TKL	AST	TOT	FF	FR-YDS	BP	BFG	BXP	NO	YDS	AVG	LG	TD	NO	FC	YDS	AVG	LG	TD
1997	Dallas	0	0	0	0	0-0	0	0	0	—	—	—	—	—	—	—	—	—	—	—
1998	Dallas	0	1	1	0	0-0	0	0	0	—	—	—	—	—	—	—	—	—	—	—
CAREER		0	1	1	0	0-0	0	0	0	—	—	—	—	—	—	—	—	—	—	—

— POSTSEASON —

YEAR TEAM		G-S	Rushing					Receiving					Scoring					
			ATT	YDS	AVG	LG	TD	NO	YDS	AVG	LG	TD	TD	TD-R	TD-P	TD-RI	2PIC	PTS
1998	Dallas	1-0	0	0	—	—	0	—	—	—	—	—	—	—	—	—	—	—
CAREER		1-0	0	0	—	—	0	—	—	—	—	—	—	—	—	—	—	—



TIM TERRY

Ht: 6-3 Wt: 248

College: Temple

2nd year in NFL*

58

1998 Games-Starts: 0-0; Career Games-Starts: 5-0

Contract status as of 7-5-99: In first season of a two-year deal

Acquired: FA '98

Born: 7-26-74

Former college DE played for Bengals in '98 pre-season and was recalled to Cincinnati practice squad for final two weeks of regular season ... Made practice squad as a college free agent in '97 and saw action in five games after promotion to 53-player roster ... Key to his gaining a roster foothold is development of overall game to complement natural pass rushing ability.

COACH MARK DUFFNER SAYS: "Tim is a naturally good pass rusher. That's what got him into the NFL as an undrafted rookie. The key for him is to improve his ability to stop the run. He has a great work ethic, and he's made that his goal heading into training camp."

1998 RECAP: Opened training camp with Bengals and played in first two preseason games with 3 tackles (2 solo) ... Waived Aug. 19 ... Signed to Bengals practice squad Dec. 15 ... On practice squad for Games 15-16.

1997: Signed with Bengals April 25 as rookie free agent ... Played in all four preseason games, with 4 tackles (3 solo) and 1 pass defended ... Waived Aug. 24, and signed Aug. 26 to Bengals' practice squad ... On practice squad for Games 1-3 ... Signed to 53-player roster on Sept. 27, when starting LB Gerald Dixon became unavailable due to a death in the family ... Made NFL debut in Game 4, Sept. 28 vs. N.Y. Jets ... Also played in Games 8-9, 12 and 14 ... Had 3 tackles (2 solo), including 1 tackle

for loss, on Oct. 26 at N.Y. Giants ... Tied for team lead with 2 special teams tackles in victory Nov. 2 vs. San Diego ... Also had 2 special teams tackles in victory Nov. 23 vs. Jacksonville ... Suffered torn cartilage in left knee Dec. 4 vs. Tennessee, and placed on Injured Reserve list Dec. 8, missing final two games.

COLLEGE: Played in all 44 games in four seasons at Temple, starting 43 ... Had 208 career tackles and 27 QB pressures ... Started all 11 games as a senior despite being slowed by groin pull, and had 5 sacks and a team-high 11 pressures ... Had career-high 72 tackles as a junior, including 8 for losses of 20 yards.

PERSONAL: Hometown is Hempstead, N.Y. ... Attended Hempstead HS, where his academics placed him in the National Honor Society, and where his football play earned him All-New York State honors ... Also competed in track and lacrosse ... Holds B.S. degree in political science from Temple, with minor in African-American studies ... Off-season residence is Birmingham, Ala. ... Married (wife Kafi) ... Enjoys talking about sports and education to students at inner city schools ... Favorite hobby is video games.

*— Terry did not earn an accrued year of experience toward NFL free agency in 1998 because he was not on the 53-player roster, the Injured Reserve list or the PUP list for the required minimum of six games. He again is designated a second-year player in 1999.

TIM TERRY'S STATISTICS

		Defense							Interceptions					Scoring				
		FR-YDS												TD				
YEAR	TEAM	G-S	TKL	AST	TOT	SKS-YDS	PD	FF	NO	YDS	AVG	LG	TD	TD	IntRt	FRRI	S	PTS
1997	Cincinnati	5-0	2	1	3	0-0	0	0	0-0	—	—	—	—	—	—	—	—	—
1998	Cincinnati	0-0	DID NOT PLAY**							DID NOT PLAY**					DID NOT PLAY**			
CAREER		5-0	2	1	3	0-0	0	0	0-0	—	—	—	—	—	—	—	—	—

		Special Teams								Kickoff Returns					Punt Returns					
		FR-YDS																		
YEAR	TEAM	TKL	AST	TOT	FF	YDS	BP	BFG	BXP	NO	YDS	AVG	LG	TD	NO	FC	YDS	AVG	LG	TD
1997	Cincinnati	5	0	5	0	0-0	0	0	0	—	—	—	—	—	—	—	—	—	—	—
1998	Cincinnati	DID NOT PLAY**								DID NOT PLAY**					DID NOT PLAY**					
CAREER		5	0	5	0	0-0	0	0	0	—	—	—	—	—	—	—	—	—	—	—

**NOTE: Terry was on the practice squad for two games with Cincinnati in 1998.



Ht: 6-0 **Wt:** 235
College: Penn State
6th year in NFL

59

1998 Games: 11; **Career Games:** 75
Contract status as of 7-5-99: In final season of a four-year deal
Acquired: FA '94
Born: 12-8-65

Special teams veteran handled Bengals punt snaps for fifth consecutive year in '98, and did place-kick snaps for third straight season ... Also a solid blocker and coverage player, with 29 career tackles ... Missed time due to injuries for first time in career during '98 season, but is set to return at full strength for '99 training camp ... Late discovery by NFL scouts, Truitt was in his first pro football training camp in 1994, when he made Bengals roster at age 28 to become the NFL's oldest rookie player in 48 years.

COACH AL ROBERTS SAYS: "After four years of being almost perfect as a snapper, Greg finally ran into some struggles last year. He had some injuries that threw him out of his natural rhythm, and he's worked hard through the off-season to get that natural feel back. As far as blocking and covering kicks, we know he can do that, and we ask a little more of that from our snapper than some teams do."

1998 RECAP: Played in Games 1-5 and 11-16 ... On inactive list for Games 6-10 ... Streak of missed games began Oct. 18 at Tennessee, due to a neck and back strain suffered during previous practice week ... Had played in 69 consecutive Bengals games prior to injury ... Appeared set to return after three weeks, but suffered ankle injury in practice and missed two additional games — Nov. 8 at Jacksonville and Nov. 15 at Minnesota ... Returned to action Nov. 22 vs. Baltimore ... Credited with 4 special teams tackles ... Was among five Bengals made available for Cleveland expansion draft in early 1999, and was recalled by Bengals from expansion draft pool after Cleveland selected Cincinnati receiver Damon Gibson.

PREVIOUS SEASONS — 1994: Signed April 6 as rookie free agent ... Upon making 53-player roster, became the NFL's oldest rookie (age 28) since Otis Douglas made debut at 34 for the 1946 Philadelphia Eagles ... Played full season with no mistakes on punt snaps ... Credited in coaches' stats with 17 "total hits" on punt coverage team, second-most on unit ... Had 13 tackles (8 solo) on punt coverage in coaches' stats, and 6 tackles (4 solo) in press box special teams stats ... Helped set up game-winning FG Nov. 6 at Seattle by teaming with Roger Jones to down a 64-yard punt at Seahawks 2 during OT ... Backup snapper on field goals, and saw spot duty on KOR unit. **1995:** Snapped on 70 Bengals punts without having a snap bounce or sail over the punter ... Ran total for career to 149 punt snaps without a

miscue ... Aided P Lee Johnson's second-place NFL finish in net punting average (38.6) ... Tied for third on punt coverage unit in coaches' statistics with 4 tackles (3 solo, 1 assist) ... Credited with 2 special teams tackles in press box stats. **1996:** In 80 snaps to P Lee Johnson, had no serious miscues ... Precise snapping helped Johnson post career-best punting average (45.4) ... As place-kick snapper, Truitt helped K Doug Pelfrey to 41-for-41 reading on PATs and to 23-of-28 FG performance which pushed Pelfrey into NFL's all-time FG accuracy lead (81.25%) ... Had 6 tackles (5 solo) on punt coverage, and earned coaches' rating as special teams Player of the Week for combined snapping and coverage in victory Nov. 24 vs. Atlanta ... Earned special teams Hit of the Week from coaches for hit on Darrius Johnson on punt coverage work Sept. 29 vs. Denver. **1997:** Played every game for fourth straight season ... Made only one punt snap that punter was unable to handle, a high delivery to Lee Johnson on Sept. 21 at Denver, and for his career to that point, Truitt had only that one snap elude a punter in 310 total tries ... Led special teams with 2 tackles Oct. 19 vs. Pittsburgh, including stop on Steelers' Aaron Coleman at Pittsburgh's 20 for no gain in second quarter ... Tied for special teams lead with 2 tackles in victory Nov. 9 at Indianapolis ... Place-kick snapping helped K Doug Pelfrey finish season in second place on the NFL's all-time field goal accuracy list.

COLLEGE: Played in national title games each of his first two years at Penn State, losing to Oklahoma in Orange Bowl following '84 season and beating Miami in Fiesta Bowl following '85 season ... Finished Penn State career in 1988, after not playing in '87 season ... Came to Penn State as a strong safety, but also played fullback and on special teams.

PERSONAL: Hometown is Sarasota, Fla., where he attended Riverview HS ... Holds degree in criminology from Penn State ... Works in pro athletes' outreach for Athletes in Action ... Has done benefit work for cystic fibrosis organizations, for Doug Pelfrey's Kicks for Kids, and for the D.A.R.E. program of drug abuse education in schools ... Motivational speaker to elementary, junior high and high school students ... Hobbies include golf, fishing, tennis and reading ... A leader among Bengals players in rallying public support for the tax measure to fund new Bengals stadium ... Has 20 years experience in the hotel/restaurant industry ... Single.

GREG TRUITT'S STATISTICS

YEAR TEAM	G	Special Teams									Kickoff Returns					Punt Returns				
		TKL	AST	TOT	FF	YDS	BP	BFG	BXP	NO	YDS	AVG	LG	TD	NO	FC	YDS	AVG	LG	TD
1994 Cincinnati	16	4	3	7	0	0-0	0	0	0	—	—	—	—	—	—	—	—	—	—	—
1995 Cincinnati	16	1	1	2	0	0-0	0	0	0	—	—	—	—	—	—	—	—	—	—	—
1996 Cincinnati	16	5	1	6	0	0-0	0	0	0	—	—	—	—	—	—	—	—	—	—	—
1997 Cincinnati	16	10	0	10	0	0-0	0	0	0	—	—	—	—	—	—	—	—	—	—	—
1998 Cincinnati	11	4	0	4	0	0-0	0	0	0	—	—	—	—	—	—	—	—	—	—	—
CAREER	75	24	5	29	0	0-0	0	0	0	—	—	—	—	—	—	—	—	—	—	—

LB



TOM TUMULTY

Ht: 6-3 Wt: 247

College: Pittsburgh

4th year in NFL

1998 Games-Starts: 4-4; Career Games-Starts: 31-18

Contract status as of 7-5-99: In first season of a two-year deal

Acquired: D6 '96 (178th overall)

Born: 2-11-73

53

PLAYERS

Bengals' leading tackler through first three games of '98, Tumulty's challenge in '99 is to come back from a serious knee injury ... Suffered torn ligaments in left knee on 9-27-98 at Baltimore and missed the remainder of the year, but was on schedule during rehab to be cleared for participation in training camp ... Sixth-round pick from '96 draft has impressed coaches with his physical play at inside LB, as well as his desire to be a leader on the field ... Has been called a "downhill player" because of his aggressive thrusts at the scrimmage line in the role of run defender.

COACH MARK DUFFNER SAYS: "I think the world of this guy. He's a bright, aggressive inside linebacker who really attacks the line of scrimmage. He suffered a serious knee injury last year, but he's had an excellent off-season in rehab, and he could be ahead of schedule. After missing most of last year, he's like a tiger waiting to come out of a cage. We'll guard the amount of his participation as he goes through preseason, but we're looking for him to return to form and really help our run defense when we start playing for keeps."

1998 PARTICIPATION: Started Games 1-4 ... Suffered two torn ligaments (MCL and ACL) in left knee in first quarter of Game 4, Sept. 27 at Baltimore ... Placed on Injured Reserve list on Oct. 1, and underwent surgery Oct. 6 ... One of five Bengals made available for Cleveland expansion draft in early 1999, but was not selected by Browns.

1998 HIGHLIGHTS: Battled first-round draft pick Brian Simmons for starting LILB job in training camp, and took sole possession of job when Simmons was sidelined late in preseason with torn knee cartilage ... Had 8 tackles (5 solo), tied for team lead, in Sept. 6 opener vs. Tennessee ... Posted 4 tackles (2 solo) in victory Sept. 13 at Detroit ... Also had 2 passes defended vs. Lions, battling down one Scott Mitchell pass and breaking up another with hit on receiver Walter Rasby ... Led the team Sept. 20 vs. Green Bay with 10 tackles (all solo), and

teamed with Mike Thompson for a 12-yard sack against Brett Favre in third quarter ... Also vs. Packers, helped keep Bengals in the game by dropping Raymont Harris for 8-yard loss in fourth quarter, forcing a fumble that Sam Shade recovered at Bengals 30 ... His 22 tackles led the team through three games.

PREVIOUS SEASONS — 1996: Drafted by Bengals in 6th round (178th overall) ... Played as reserve in Games 1-13 ... Started in Games 14-16 as sub for injured Steve Tovar ... Made first NFL start in victory Dec. 8 vs. Baltimore, and led LBs with 5 tackles (all solo) while adding 2 passes defended ... Led LBs again Dec. 15 at Houston, with 8 tackles (5 solo) and excellent zone pass coverage ... Had season-high 6 solos and 8 total tackles in season finale Dec. 22 vs. Indianapolis, as Colts were held to 35 rushing yards on 19 carries ... Prior to Tovar's injury, saw his most significant scrimmage action on Sept. 8 at San Diego, playing 22 second-half snaps and recording 6 tackles (4 solo) ... Played 162 special teams snaps, second-most among LBs ... Ranked 5th on team in special teams tackles with 12 (7 solo) and had 1 forced fumble on special teams. **1997:** Started Games 1-3 and 6-13 at LILB ... Suffered severe thigh bruise in Game 3, Sept. 21 at Denver, and on inactive list for Games 4-5 ... Suffered sprained foot in Game 13, Nov. 30 at Philadelphia, and placed on Injured Reserve Dec. 1, missing final three games ... Tied for team lead with 8 solo tackles Aug. 31 vs. Arizona ... Had 4 solos Sept. 7 at Baltimore ... Returned from thigh injury to log 5 tackles (4 solo) Oct. 12 at Tennessee ... Led LBs with 9 tackles (4 solo) Oct. 26 at N.Y. Giants ... Had 4 tackles (3 solo) in Nov. 2 win vs. San Diego, and had 6 tackles (5 solo) the next week at Indianapolis ... Led LBs with 9 tackles (5 solo) Nov. 16 at Pittsburgh, and had first career sack for 5-yard loss on Kordell Stewart in third quarter ... Led LBs with 6 tackles (4 solo) in victory Nov. 23 vs. Jacksonville ... Had 2 tackles (1 solo) in first quarter on Nov. 30 at Philadelphia before suffering season-ending foot sprain.

(continued)

(Tom Tumulty — cont'd)

COLLEGE: Left Pittsburgh as the school's No. 3 all-time tackler (404), and was known as an emotional leader on the Panthers' defensive unit ... First-team All-Big East as a senior, recording 116 tackles and 12 tackles for loss ... Knee injury as a junior forced him to miss two games and miss parts of five others, but he still finished as a semi-finalist for the Dick Butkus Award, given to the nation's top college LB ... Named a Sophomore All-American in 1993 by *Football News*.

PERSONAL: Hometown is Pittsburgh, Pa. ... Attended Penn Hills HS, where he was named to All-American teams by *Parade* and *Super-Prep* magazines, as well as by *USA Today* ... Holds bachelor's degree from Pittsburgh in Administration of Justice ... Off-season residence is Cincinnati ... Married (wife Christine) ... Hobbies include golfing, fishing and playing with Lucky, his Golden Retriever ... Full name is Thomas Patrick Tumulty ... Last name is pronounced "TUM-ul-tee."

TOM TUMULTY'S STATISTICS

			Defense							Interceptions					Scoring				
YEAR	TEAM	G-S	TKL	AST	TOT	SKS-YDS	PD	FF	FR-YDS	NO	YDS	AVG	LG	TD	TD	IntRl	FRRI	S	PTS
1996	Cincinnati	16-3	21	8	29	0-0	2	0	0-0	—	—	—	—	—	—	—	—	—	—
1997	Cincinnati	11-11	40	16	56	1-5	2	0	0-0	—	—	—	—	—	—	—	—	—	—
1998	Cincinnati	4-4	17	5	22	0.5-6	2	1	0-0	—	—	—	—	—	—	—	—	—	—
CAREER		31-18	78	29	107	1.5-11	6	1	0-0	—	—	—	—	—	—	—	—	—	—

		Special Teams								Kickoff Returns					Punt Returns					
YEAR	TEAM	FR-								NO	YDS	AVG	LG	TD	NO	FC	YDS	AVG	LG	TD
		TKL	AST	TOT	FF	YDS	BP	BFG	BXP											
1996	Cincinnati	7	5	12	1	0-0	0	0	0	—	—	—	—	—	—	—	—	—	—	
1997	Cincinnati	4	0	4	0	0-0	0	0	0	—	—	—	—	—	—	—	—	—	—	
1998	Cincinnati	1	0	1	0	0-0	0	0	0	—	—	—	—	—	—	—	—	—	—	
CAREER		12	5	17	1	0-0	0	0	0	—	—	—	—	—	—	—	—	—	—	

TUMULTY'S 1998 GAME-BY-GAME DEFENSIVE STATISTICS

OPPONENT	TKL	AST	TOT	SKS-YDS	INT-YDS	PD	FF	FR-YDS
TENNESSEE	5	3	8	0-0	0-0	0	0	0-0
at Detroit	2	2	4	0-0	0-0	2	0	0-0
GREEN BAY	10	0	10	0.5-6	0-0	0	1	0-0
at Baltimore	0	0	0	0-0	0-0	0	0	0-0

Placed on Reserve/Injured list, Oct. 1

—BYE—

Games 5-16

RESERVE/INJURED

TOTALS	17	5	22	0.5-6	0-0	2	1	0-0
--------	----	---	----	-------	-----	---	---	-----



DAMIAN VAUGHN

Ht: 6-4 Wt: 252

College: Miami (Ohio)

1st year in NFL*

1998 Games-Starts: 0-0; Career Games-Starts: 0-0

Contract status as of 7-5-99: In first season of a two-year deal

Acquired: FA '98

Born: 6-14-75

83

Ohio native from Miami (Ohio) University will bid for a 53-player roster spot after spending his first NFL season on Bengals practice squad ... Impressed coaches in May '99 minicamp with his grasp of the offense ... Started every game his last two seasons at Miami, and blossomed as a receiver as a senior, when team's offensive philosophy shifted from a primarily run-oriented mode.

COACH FRANK VERDUCCI SAYS: "Damian was with the team all last year on the practice squad, and I'm impressed with his understanding of what we want done on the offense. He impresses you with his toughness and

intelligence. He wasn't a high draft pick, but he's added strength in our off-season program and he's improved his speed times. He's made a lot of progress to get ready for his second year."

1998 RECAP: Drafted by Bengals in seventh round (222nd overall) ... Played in first three preseason games with one catch, a 21-yarder from Eric Kresser in fourth quarter on Aug. 8 at N.Y. Giants ... Catch carried to Giants 6 and helped set up Cincinnati TD ... Waived Aug. 30, and signed Aug. 31 to Bengals practice squad ... On practice squad for Games 1-16.

THE MIAMI CONNECTION: Vaughn is bidding to become the eighth player from nearby Miami University to make the Bengals' all-time roster. The previous seven were S Ron Carpenter (1993), LB Brad Cousino (1975), S Ernie Kellerman (1972), LB Brian Pillman (1984), G Ken Smith (1987), WR Milt Stegall (1992-94) and CB Sheldon White (1993). To qualify for the all-time roster, a player must be in uniform for at least one regular season or postseason game.

COLLEGE: Earned first-team All-Mid-American Conference honors as a senior, and also was the recipient of team's RedHawk Award for spirit, enthusiasm and special

contributions ... Earned a scholarship after making the team as a walk-on in 1993 ... Finished career with 47 receptions for 533 yards and 2 TDs, including 27-340-1 as a senior.

PERSONAL: Hometown is Orrville, Ohio ... Attended Orrville HS, where he was named all-conference and all-region in football ... Spanish major at Miami ... Speaks Portuguese as well as Spanish.

* — Vaughn did not earn an accrued year of experience toward NFL free agency in 1998 because he was not on the 53-player roster, the Injured Reserve list or the PUP list for the required minimum of six games. He is designated a first-year player in 1999.

NT



KIMO von OELHOFFEN

Ht: 6-4 Wt: 305

College: Boise State

6th year in NFL

67

1998 Games-Starts: 16-16; Career Games-Starts: 64-31

Contract status as of 7-5-99: In final season of a three-year deal

Acquired: D6a '94 (162nd overall)

Born: 1-30-71

Strong and stocky player with good athletic ability for NT position, von Oelhoffen will bid to make '99 his third consecutive season as Bengals starter ... Has forged NFL career from background which included no high school football experience and Division I-AA action at the college level ... Started every game for the first time in his five-year career in '98, and posted career highs in total tackles (45) and solos (36) ... Has started 29 of Cincinnati's last 32 games at NT.

COACH TIM KRUMRIE SAYS: "Kimo is one of the better run defenders we have when he's playing up to par. He'd be the first to tell you that last year wasn't as good for him as the year before, but he had some elbow problems that held him back from full extension of his arms. He played a little bit hurt and gave it his all, and I know he has the character and attitude to come back strong this year."

1998 RECAP: Ranked second on defensive line in tackles (45) behind DE Michael Bankston ... Led defensive line in passes defended (3) ... Led line in tackles in three games — Sept. 6 vs. Tennessee (5 solo), Oct. 18 at Tennessee (6 solo) and Oct. 25 at Oakland (5 solo) ... Broke up third-down pass from Jim Harbaugh intended for Priest Holmes in second quarter Nov. 22 vs. Baltimore, forcing Ravens punt.

PREVIOUS SEASONS — 1994: Drafted by Bengals in 6th round (162nd overall) ... Had two solo tackles in NFL debut Sept. 11 at San Diego ... Played in Games 2-6, 10, 13 & 15 ... Inactive list for Games 1, 7-9, 11-12, 14 and 16. **1995:** Played as reserve in Games 1-3 and 5-16 ... Started at RDT in Game 4, Sept. 24 vs. Houston, for injured Keith Rucker ... Had 2 solo tackles in 3 games — Nov. 19 vs. Pittsburgh, Dec. 17 at Cleveland and Dec. 24 vs. Minnesota ... Had 2 tackles (1 solo) and a batted pass Nov. 26 at Jacksonville ... Had 2 games with more than 20 snaps — 22 on Sept. 10 vs.

Jacksonville and season-high 46 on Dec. 24 vs. Minnesota ... Credited by coaches with major contribution on kickoff return team, where he was a starter most of the year. **1996:** His 17 tackles, including 14 solos and 1 for loss, more than doubled total of 8 from 1995 season ... Came up big in starting assignment for Dec. 15 victory at Houston, taking part in 2 sacks and leading line with 7 tackles (5 solo and 1 for loss); teamed with Tim Morabito to sack Chris Chandler for no gain in 3rd quarter, and teamed with Corey Sawyer to drop Steve McNair for 5-yard loss in 4th quarter; also had a deflected pass ... Led line with 3 solo tackles Sept. 8 at San Diego, filling in at both tackle positions ... Led line with 3 solos in comeback victory Nov. 3 at Baltimore ... Played as reserve in Games 2-3, 5-6, 9-10, 12-14 and 16 ... Started Game 15 at Houston at RDT for injured Tim Johnson ... On weekly inactive list for Games 1, 4, 7-8 and 11 ... Inactive status for Game 7 at San Francisco was due to shoulder strain. **1997:** Despite missing three games, finished as line's second-leading tackler with 42 (32 solo), behind only John Copeland ... Led line in tackles for four games in a five-game stretch before missing next three games with ankle injury ... Led line with 5 tackles (4 solo) Oct. 12 at Tennessee, and also led line the next two weeks with 6 tackles (5 solo) Oct. 19 vs. Pittsburgh and season-high 8 tackles (6 solo) Oct. 26 at N.Y. Giants ... Had 2 solos Nov. 2 vs. San Diego, and came back to lead line again Nov. 9 at Indianapolis with 4 tackles (2 solo), despite suffering ankle injury in that game ... Returned from injury to start season's final two games, recording 2 solo tackles Dec. 14 vs. Dallas and 2 tackles (1 solo) Dec. 21 vs. Baltimore ... Started Games 1-10 and 14-16 ... Suffered ankle sprain in Game 10, Nov. 9 at Indianapolis, and on weekly inactive list due to injury for Games 11-13.

COLLEGE: Began college career in 1990 at University of Hawaii, but transferred to Walla Walla (Wash.) JC in 1991 and to Boise State in 1992 ... Played only

(Kimo von Oelhoffen — cont'd)

half the season in '92 due to a stress fracture in foot, but had 2 sacks, 4 tackles for loss and a fumble recovery ... Slowed in his senior season by a sprained ankle, but still recorded 4 sacks, 4 tackles for loss and 5 passes defended.

PERSONAL: Hometown is Kaunakakai, Hawaii ... Attended Molokai HS, which did not field a football team ... Off-season residence is Kennewick, Wash. ... Married (wife Tondi) with one child, Jalyn ... Favorite hobbies are volleyball and basketball ... His father is German-Hawaiian, and his mother is Hawaiian-Portuguese ... Name is pronounced "KEE-moe von OHL-hoffen."

KIMO von OELHOFFEN'S STATISTICS

YEAR	TEAM	G-S	Defense						Interceptions					Scoring				
			TKL	AST	TOT	SKS-YDS	PD	FF	FR-YDS	NO	YDS	AVG	LG	TD	TD	IntRI	FRRI	S PTS
1994	Cincinnati	8-0	2	0	2	0-0	0	0	0-0	—	—	—	—	—	—	—	—	—
1995	Cincinnati	16-1	7	1	8	0-0	1	0	0-0	—	—	—	—	—	—	—	—	—
1996	Cincinnati	11-1	15	2	17	1-2.5	2	0	0-0	—	—	—	—	—	—	—	—	—
1997	Cincinnati	13-13	32	10	42	0-0	0	0	0-0	—	—	—	—	—	—	—	—	—
1998	Cincinnati	16-16	36	9	45	0-0	3	0	0-0	—	—	—	—	—	—	—	—	—
CAREER		64-31	92	22	114	1-2.5	6	0	0-0	—	—	—	—	—	—	—	—	—

		Special Teams								Kickoff Returns						Punt Returns					
YEAR TEAM		TKL	AST	TOT	FF	YDS	BP	BFG	BXP	NO	YDS	AVG	LG	TD	NO	FC	YDS	AVG	LG	TD	
1995	Cincinnati	—	—	—	—	—	—	—	—	1	10	10.0	10	0	—	—	—	—	—	—	
CAREER		—	—	—	—	—	—	—	—	1	10	10.0	10	0	—	—	—	—	—	—	

— von OELHOFFEN'S 1998 GAME-BY-GAME DEFENSIVE STATISTICS —

OPPONENT	TKL	AST	TOT	SKS-YDS	INT-YDS	PD	FF	FR-YDS
TENNESSEE	5	0	5	0-0	0-0	0	0	0-0
at Detroit	2	0	2	0-0	0-0	0	0	0-0
GREEN BAY	2	0	2	0-0	0-0	1	0	0-0
at Baltimore	3	0	3	0-0	0-0	0	0	0-0
—BYE—								
PITTSBURGH	0	2	2	0-0	0-0	0	0	0-0
at Tennessee	6	0	6	0-0	0-0	0	0	0-0
at Oakland	5	0	5	0-0	0-0	1	0	0-0
DENVER	0	0	0	0-0	0-0	0	0	0-0
at Jacksonville	1	3	4	0-0	0-0	0	0	0-0
at Minnesota	2	0	2	0-0	0-0	0	0	0-0
BALTIMORE	1	1	2	0-0	0-0	1	0	0-0
JACKSONVILLE	2	1	3	0-0	0-0	0	0	0-0
BUFFALO	3	0	3	0-0	0-0	0	0	0-0
at Indianapolis	1	1	2	0-0	0-0	0	0	0-0
at Pittsburgh	3	0	3	0-0	0-0	0	0	0-0
TAMPA BAY	0	1	1	0-0	0-0	0	0	0-0
TOTALS	36	9	45	0-0	0-0	3	0	0-0

WR**STEFRET WILLIAMS****Ht:** 6-0 **Wt:** 170**College:** Northeast Louisiana**4th year in NFL****87****1998 Games-Starts:** 5-0 **Career Games-Starts:** 26-0**Contract status as of 7-5-99:** One-year contract for 1999**Acquired:** W (Dall.) '98**Born:** 6-14-73

Precise route-runner and formerly a key third-down receiver for Dallas Cowboys, Williams figures prominently in Bengals' receiving plans for '99 ... Joined Bengals on waiver claim from Cowboys the week of '98 season opener ... Inactive for 11 of first 12 games as he became familiar with Cincinnati system, he began seeing regular playing time in December ... Saw brief duty as a kickoff returner and was primary punt returner for season finale vs. Tampa Bay ... Has been timed at 4.32 seconds in 40-yard dash.

COACH KEN ANDERSON SAYS: "Stepfret is a nifty receiver, a guy with a little shake-and-bake who's good at getting off against the bump-and-run. We picked him up late last year and he didn't have a chance to get fully involved in the offense, but this year will be a different story. He should challenge for a lot of playing time on offense, and we'll look at him on kickoff returns and punt returns, too."

1998 PARTICIPATION: Played in all 5 preseason games with Dallas ... Waived Sept. 1 and awarded to Bengals on waiver claim Sept. 2 ... On weekly inactive list for Games 1-5 and 7-12 ... Played in Games 6 and 13-16.

1998 HIGHLIGHTS: In preseason with Dallas, had 6 receptions for 69 yards, 6 kickoff returns for 151 yards and 2 punt returns for 14 yards ... Made Bengals playing debut on Oct. 18 at Tennessee, playing only on special teams ... Broke into receiving column Dec. 13 at Indianapolis, with 3 catches for 49 yards, including 19-yard TD catch from Eric Kresser in fourth quarter ... Caught 3 passes for 32 yards in victory Dec. 20 at Pittsburgh ... Had 1 kickoff return for 20 yards Dec. 20 at Pittsburgh, and returned 2 punts for 16 yards Dec. 27 vs. Tampa Bay.

PREVIOUS SEASONS — 1996: Drafted by Dallas in third round (94th overall) ... Earned roster spot after making 7 preseason receptions (1 for TD) and returning 7 punts and 7 kickoffs ... Played in five games ... Made NFL debut in Dallas home opener Sept. 8 vs. N.Y. Giants, with no statistics ... Made his only catch of rookie season with a 32-yarder Dec. 22 at Washington ... On inactive list for both Cowboys playoff games. **1997:** Missed most of training camp with a left hamstring strain, but came on to catch 5 passes for 53 yards on Sept. 7 at Arizona ... Went on to record 30 catches as No. 3 WR, most by Dallas' third receiver since Kelvin Martin had 32 in 1992 ... Of Williams' 30 catches, 19 came on third down, the 12th-

best total in NFC ... Produced first down on 21 of his 30 catches ... Replaced injured Michael Irvin in base offense in victory Sept. 15 vs. Philadelphia, and made an 18-yard catch to help set up a FG while also drawing a fourth-down pass interference penalty against Eagles on Cowboys' go-ahead scoring drive ... Had three third-down receptions for first downs in three consecutive games — Oct. 5 at N.Y. Giants, Oct. 13 at Washington and Oct. 19 vs. Jacksonville ... Scored first career TD in third quarter of Oct. 19 Jacksonville victory, taking 2-yard pass from Troy Aikman for 19-7 Cowboys lead ... Tied career high with 5 catches (for 36 yards) Nov. 2 at San Francisco ... His 12-yard reception Nov. 16 vs. Washington started Cowboys on game-winning FG drive in 17-14 decision.

COLLEGE: Established 15 school records at North-east Louisiana, including career marks of 3177 receiving yards, 33 TDs and 16 games of 100-plus yards ... First player to post two 1000-yard receiving seasons ... As a senior, set school records with 66 receptions and 12 TDs, gaining 1056 yards ... Had 264 receiving yards and 4 TDs as a senior against Nevada.

PERSONAL: Hometown is Minden, La., where he was an All-State DB and All-District WR at Minden HS ... His father, Stepfret Jr., was an assistant coach at the high school during his prep career and later became head coach and principal ... Earned Southland Conference all-academic honors while majoring in accounting.

STEFRET WILLIAMS' STATISTICS

YEAR	TEAM	G-S	Receiving					Rushing					Scoring					
			NO	YDS	AVG	LG	TD	ATT	YDS	AVG	LG	TD	TD	TD-R	TD-P	TD-R	2-PIC	PTS
1996	Dallas	5-0	1	32	32.0	32	0	—	—	—	—	—	0	0	0	0	0	0
1997	Dallas	16-0	30	308	10.3	20	1	—	—	—	—	—	1	0	1	0	0	6
1998	Cincinnati	5-0	6	81	13.5	19	1	—	—	—	—	—	1	0	1	0	0	6
Dall. Totals		21-0	31	340	11.0	32	1	—	—	—	—	—	1	0	1	0	0	6
Cin. Totals		5-0	6	81	13.5	19	1	—	—	—	—	—	1	0	1	0	0	6
CAREER		26-0	37	421	11.4	32	2	—	—	—	—	—	2	0	2	0	0	12

YEAR	TEAM	Special Teams							Kickoff Returns					Punt Returns				
		TKL	AST	TOT	FF	YDS	BP	BFG	BXP	NO	YDS	AVG	LG	TD	NO	FC	YDS	AVG
1996	Dallas	—	—	—	—	—	—	—	—	0	0	—	—	0	0	0	—	—
1997	Dallas	—	—	—	—	—	—	—	—	0	0	—	—	0	2	0	14	7.0
1998	Cincinnati	—	—	—	—	—	—	—	—	1	20	20.0	20	0	2	2	16	8.0
Dall. Totals		—	—	—	—	—	—	—	—	0	0	—	—	0	2	0	14	7.0
Cin. Totals		—	—	—	—	—	—	—	—	1	20	20.0	20	0	2	2	16	8.0
CAREER		—	—	—	—	—	—	—	—	1	20	20.0	20	0	4	2	30	7.5

— WILLIAMS' SINGLE-GAME HIGHS —

RECEIVING — Receptions: 5 (twice); most recently at S.F. 11-2-97 (for Dall.); **Yards:** 53 at Ariz. 9-7-97 (for Dall.); **Long:** 32 at Wash. 12-22-96 (for Dall.); **Touchdowns:** 1 (twice); most recently at Ind. 12-13-98 (for Cin.).

— POSTSEASON —

YEAR	TEAM	G-S	Receiving					Rushing					Scoring					
			NO	YDS	AVG	LG	TD	ATT	YDS	AVG	LG	TD	TD	TD-R	TD-P	TD-R	2-PIC	PTS
1996	Dallas	0-0	DID NOT PLAY*					DID NOT PLAY*					DID NOT PLAY*					
CAREER		0-0	0	0	0	0	0	—	—	—	—	—	—	—	—	—	—	—

*NOTE: Williams was inactive for both of Dallas' postseason games in 1996.



REINARD WILSON

Ht: 6-2 Wt: 261
College: Florida State
3rd year in NFL

55

1998 Games-Starts: 16-15; **Career Games-Starts:** 32-18
Contract status as of 7-5-99: In third season of a five-year deal
Acquired: D1 '97 (14th overall)
Born: 12-17-73

Bengals team leader with 6 sacks in '98, Wilson still has unfulfilled potential as he heads into third pro season ... Has worked to master the switch from college defensive end to pro outside linebacker ... Played 16 games for the second straight season in '98, and upped his starts from three as a rookie to 15 ... Tied for team lead in forced fumbles (2) and ranked seventh in tackles (63) ... Left Florida State as school's all-time sacks leader (35.5).

COACH MARK DUFFNER SAYS: "Reinard continued to improve in his second season, leading our team in sacks, but he knows he can still get better. I'm impressed with the commitment he showed in being in Cincinnati to work out during the off-season. He's a strong, explosive athlete who will become a more complete outside linebacker with every bit of experience he can get."

1998 PARTICIPATION: Started Games 1-6 and 8-16 at ROLB ... Played as reserve in Game 7, Oct. 25 at Oakland, as Bengals opened with four-man defensive line ... Finished fourth on the defense with 848 snaps played.

1998 HIGHLIGHTS: Keyed one of Bengals' biggest defensive plays of the season, sacking Kordell Stewart for a 10-yard loss Dec. 20 at Pittsburgh and forcing a fumble that Sam Shade returned 55 yards for a TD ... Score gave Bengals a 10-0 lead en route to eventual 25-24 victory ... Wilson got his first sack in victory Sept. 13 at Detroit, dropping Scott Mitchell for a 6-yard loss in the third quarter ... Sack on Mitchell helped force Lions punt, and Bengals scored on their next possession to tie the game at 21-21 ... Also against Detroit, threw a key clearing block on Damon Gibson's 65-yard punt return for fourth-quarter TD ... Led the team with 9 tackles (7 solo) in victory Oct. 11 vs. Pittsburgh, and teamed with Jevon Langford for 10-yard sack on Kordell Stewart on third-down play, forcing punt in first quarter ... Had 7 tackles (5) solo on Oct. 25 at Oakland, though that was the only 1998 game he didn't start ... Forced a fumble by Mark Brunell in second quarter Nov. 8 at Jacksonville, with Artrell Hawkins recovering and returning 10 yards to Jaguars 15 ... Sacked Randall Cunningham twice on Nov. 15 at Minnesota, dropping Cunningham for losses of 3 yards in second quarter

and 9 yards in third quarter ... Also at Minnesota, tied for lead among LBs with 5 tackles (all solo) ... Teamed with Michael Bankston for a 1-yard sack on Mark Brunell on Nov. 29 vs. Jacksonville, and also had 1 pass defended ... Sacked Doug Flutie for 6-yard loss on third-and-14 play in second quarter Dec. 6 vs. Buffalo, forcing punt; Bengals scored on ensuing possession for 13-10 lead ... Also had 7 solo tackles vs. Buffalo.

1997: Drafted by Bengals in 1st round (14th overall) ... Signed July 18 ... Started Games 1-2 and 4 ... In reserve role on base defense for Games 3 and 5-16 ... Had 3 solo tackles in NFL debut Aug. 31 vs. Arizona, including 1-yard loss against Larry Centers to force punt during Bengals' fourth-quarter comeback for victory ... Also had 1 pass defended vs. Cardinals ... Had 2 solo tackles Sept. 7 at Baltimore, and forced fumble by Earnest Byner which Bengals recovered to set up 58-yard, second-quarter TD drive for game's first score ... Credited with season-high 7 tackles (all solo) Sept. 28 vs. N.Y. Jets ... Collected a pair of 9-yard sacks on Craig Whelihan in Nov. 2 victory vs. San Diego, forcing a punt in third quarter and forcing a punt in fourth quarter ... Closed season in victory Dec. 21 vs. Baltimore with 2 solo tackles and 5-yard sack against Eric Zeier in fourth quarter.

COLLEGE: All-American first-team selection in 1996 senior season by Football Writers Association and Walter Camp Foundation ... Second-team All-American on *Associated Press* and *Football News* teams ... Had 13.5 sacks as a senior for 67 yards in losses, and also had 22 tackles for loss on running plays for 92 yards in losses ... Had 9 sacks as a junior, earning All-America honorable mention from *Associated Press* and *Football News* ... Had 11 sacks as a sophomore, despite playing all season in a non-starting role.

PERSONAL: Hometown is Lake City, Fla. ... Played OLB at Lake City's Columbia HS, and named Northeast Florida Defensive Player of Year by *Florida Times-Union* ... Grew up on family farm, and was given nickname "Big Country" by Florida State teammates ... Criminology major at FSU ... First name is pronounced "ruh-NARD."

REINARD WILSON'S STATISTICS

			Defense							Interceptions					Scoring				
YEAR	TEAM	G-S	TKL	AST	TOT	SKS-YDS	PD	FF	FR-YDS	NO	YDS	AVG	LG	TD	TD	Int	FR	S	PTS
1997	Cincinnati	16-3	22	2	24	3-23	1	1	0-0	—	—	—	—	—	—	—	—	—	—
1998	Cincinnati	16-15	46	17	63	6-39.5	1	2	0-0	—	—	—	—	—	—	—	—	—	—
CAREER		32-18	68	19	87	9-62.5	2	3	0-0	—	—	—	—	—	—	—	—	—	—

— WILSON'S 1998 GAME-BY-GAME DEFENSIVE STATISTICS —

OPPONENT	TKL	AST	TOT	SKS-YDS	INT-YDS	PD	FF	FR-YDS
TENNESSEE	3	0	3	0-0	0-0	0	0	0-0
at Detroit	1	4	5	1-6	0-0	0	0	0-0
GREEN BAY	5	2	7	0-0	0-0	0	0	0-0
at Baltimore	2	2	4	0-0	0-0	0	0	0-0
—BYE—								
PITTSBURGH	7	2	9	0.5-5	0-0	0	0	0-0
at Tennessee	1	0	1	0-0	0-0	0	0	0-0
at Oakland	5	2	7	0-0	0-0	0	0	0-0
DENVER	2	0	2	0-0	0-0	0	0	0-0
at Jacksonville	2	1	3	0-0	0-0	0	1	0-0
at Minnesota	5	0	5	2-12	0-0	0	0	0-0
BALTIMORE	2	1	3	0-0	0-0	0	0	0-0
JACKSONVILLE	1	1	2	0.5-0.5	0-0	1	0	0-0
BUFFALO	7	0	7	1-6	0-0	0	0	0-0
at Indianapolis	1	0	1	0-0	0-0	0	0	0-0
at Pittsburgh	2	1	3	1-10	0-0	0	1	0-0
TAMPA BAY	0	1	1	0-0	0-0	0	0	0-0
TOTALS	46	17	63	6-39.5	0-0	1	2	0-0

PLAYERS

SS



LAWRENCE WRIGHT

Ht: 6-1 **Wt:** 211

College: Florida

2nd year in NFL*

42

1998 Games-Starts: 0-0; **Career Games-Starts:** 4-0

Contract status as of 7-5-99: In first season of a two-year deal

Acquired: FA '98

Born: 9-6-73

Bruising safety, former winner of Jim Thorpe Award as nation's top college DB, looks to crack Bengals roster as he enters his third Cincinnati training camp ... Saw his second NFL season halted early in August of '98 when he was waived in training camp with an injury settlement ... Re-signed late in season to Cincinnati practice squad.

COACH RAY HORTON SAYS: "Lawrence is a big, strong physical safety. He came into the league as an undrafted player because he doesn't have great speed, but he has worked as hard as anyone to improve himself as a player. He can thump you, and if he can make an impact on special teams, he can be a valuable part of what we're doing."

1998 RECAP: Led the team with 7 tackles (6 solo) in preseason opener, Aug. 8 at N.Y. Giants, but suffered bruised foot during practice week for preseason Game 2 ... Missed the second preseason game, Aug. 17 vs. Indianapolis, and was waived Aug. 21 with an injury settlement ... Signed Dec. 16 to Bengals practice squad, and on practice squad for Games 15 and 16.

1997: Signed with Cincinnati on April 25 as rookie free agent ... In preseason, tied for fourth on team with 17 tackles (8 solo); also had a 9-yard sack against Indianapolis' Kerwin Bell ... Waived Aug. 24, and signed Aug. 26 to Bengals practice squad ... Signed to 53-player roster

Nov. 5, filling roster spot vacated when Tremaine Mack was placed on Reserve/Non-Football Illness list ... Played in Games 12-13 and 15-16, primarily on special teams ... Credited with 1 special teams tackle ... On weekly inactive list for Games 10-11 and 14.

COLLEGE: First-team All-SEC choice for Florida in 1995 and '96 ... Finished career with 331 tackles, 12.5 tackles for loss, 5 interceptions, 20 passes defended, 8 forced fumbles and 4 fumble recoveries ... Led team in tackles in each of two meetings with rival Florida State during senior season.

PERSONAL: Hometown is Miami, Fla. ... Attended North Miami HS through 1990, and attended Valley Forge Military Academy in Fort Wayne, Pa., in 1991 ... Named four times at Florida to the SEC Academic Honor Roll, and named in senior season to College Football Association's Scholar-Athlete team ... He started the "Right Trak" program for underprivileged children in Miami, and was one of four "Good Sports" award winners named by *Sports Illustrated for Kids* ... Full name is Lawrence D. Wright III.

* — Wright did not earn an accrued year of experience toward NFL free agency in 1998 because he was not on the 53-player roster, the Injured Reserve list or the PUP list for the required minimum of six games. He again is designated a second-year player in 1999.

(continued)

LAWRENCE WRIGHT'S STATISTICS

YEAR	TEAM	G-S	Defense							Interceptions					Scoring			
			TKL	AST	TOT	SKS-YDS	PD	FF	FR-YDS	NO	YDS	AVG	LG	TD	TD	IntRt	FRRt	S PTS
1997	Cincinnati	4-0	0	0	0	0-0	0	0	0-0	—	—	—	—	—	—	—	—	—
1998	Cincinnati	0-0	—	—	—	DID NOT PLAY**				—	DID NOT PLAY**				—	DID NOT PLAY**		
CAREER		4-0	0	0	0	0-0	0	0	0-0	—	—	—	—	—	—	—	—	—

		Special Teams								Kickoff Returns					Punt Returns					
YEAR	TEAM	TKL	AST	TOT	FF	FR-				NO	YDS	AVG	LG	TD	NO	FC	YDS	AVG	LG	TD
						YDS	BP	BFG	BXP											
1997	Cincinnati	1	0	1	0	0-0	0	0	0	—	—	—	—	—	—	—	—	—	—	—
1998	Cincinnati	DID NOT PLAY**								DID NOT PLAY**					DID NOT PLAY**					
CAREER		1	0	1	0	0-0	0	0	0	—	—	—	—	—	—	—	—	—	—	—

**NOTE: Wright was on the practice squad for two games with Cincinnati in 1998.

RESERVE/NON-FOOTBALL INJURY



BRANDON BENNETT – HB

Ht: 5-11 Wt: 220

College: South Carolina

Born: 2-3-73

36

Bennett's NFL rights are held by the Bengals, but he will be unable to play in '99, due to a torn left knee ligament (ACL) that he sustained in a personal workout in South Carolina on 5-27-99 ... Underwent surgery to repair the knee on 6-3-99 ... Waived (failed physical) on 6-3-99, and cleared waivers 6-4-99, his NFL rights reverting to Bengals ... Placed 6-14-99 on club's Reserve/Non-Football Injury list.

1998: Signed with Bengals as free agent on April 20 ... Waived Aug. 30 ... Re-signed with Bengals as free agent on Sept. 7 ... Played in 14 games, with one start, on Dec. 20 at Pittsburgh, replacing injured Corey Dillon ... Set club record for receiving yards by a RB with 119 in the game at Pittsburgh, and his 182 scrimmage yards in that game were team's second-most of the season ... Broke receiving yards record for RBs previously held by Essex Johnson, who gained 116 on Sept. 30, 1973 at San Diego ... Finished second on team in rushing yards (77-243).

PREVIOUS SEASONS — 1995: Signed with Cleveland as rookie free agent on July 25 ... Waived Aug. 21. **1996:** Signed Feb. 20 with Chicago, and played in 3 preseason games, rushing for 28 yards on 10 carries ... Waived Aug. 21 ... Signed Nov. 5 to Miami practice squad ... Signed Dec. 17 to Dolphins' 53-player roster, and on inactive list for season finale, Dec. 22 at N.Y. Jets. **1997:** Opened training camp with Miami ... Played for Dolphins in 3 preseason games, rushing for 54 yards on 10 carries, including 31-yard TD run in American Bowl game vs. Denver on Aug. 4 at Mexico City ... Waived Aug. 12.

COLLEGE, PERSONAL: Left South Carolina in 1994 as the school's all-time receptions leader among running backs with 107 (for 968 yards) ... Became third player in school history to lead the team in rushing four straight years ... Scored 28 TDs ... Had 11 games of 100 or more rushing yards, all Gamecock victories ... Hometown is Taylors, S.C., where he was an all-state performer at Riverside HS.

BRANDON BENNETT'S STATISTICS

YEAR	TEAM	G-S	Rushing					Receiving					Scoring					
			ATT	YDS	AVG	LG	TD	NO	YDS	AVG	LG	TD	TD	TD-R	TD-P	TD-R	2-PIC	PTS
1998	Cincinnati	14-1	77	243	3.2	17	2	8	153	19.1	55	0	2	2	0	0	0	12
CAREER		14-1	77	243	3.2	17	2	8	153	19.1	55	0	2	2	0	0	0	12

1998 KICKOFF RETURNS — 3 returns for 61 yards (20.3 avg.); long of 21 yards; 0 TD



RODNEY HEATH – CB

Ht: 5-10 **Wt:** 170
College: Minnesota
Born: 10-29-74

22

Speedy Cincinnati native who enjoyed a solid college career as a SS-CB and punt returner at Minnesota ... Final year with Gophers was 1996, and this season marks his first NFL opportunity ... Signed two-year Bengals contract on 1-27-99 ... Played for the Minnesota Monsters of the Professional Indoor Football League in 1997-98 ... "Rodney has excellent speed, hands and athletic ability," says Bengals secondary coach Ray Horton. "He hadn't gotten a chance in the NFL, and the reason was probably his size. But there are smaller guys who are very successful in the league" ... Started every game at Minnesota as a junior and senior ... Had 50 tackles, 5 interceptions and 16 punt

returns for 10.8-yard average as a junior in '95, earning All-Big Ten second-team honors ... Recorded 39 tackles and 3 interceptions as a senior, with 14 punt returns for 10.3-yard average, earning all-conference honorable mention ... Finished his college career ranked first in school history with 52 career punt returns and fifth on the school's all-time interception list with 9 picks ... Attended Cincinnati's Western Hills HS, where as a senior he was league MVP, an All-State choice and *The Cincinnati Post* Defensive Player of the Year ... Also was an honor student and lettered four years in both football and baseball at Western Hills ... Graduated from Minnesota in June '99 with a degree in sports studies ... Married (wife Kimberly) with one daughter, Autumn, 2 ... Full name is Rodney Larece Heath.

PLAYERS



DEREK SCHOREJS – K

Ht: 5-11 **Wt:** 210
College: Bowling Green
Born: 5-14-73

5

Ohio native has continued to develop his leg strength and kicking accuracy since leaving Bowling Green after 1995 season, and gets his first NFL opportunity with Bengals ... Signed three-year contract with Cincinnati on 4-22-99 ... His leg strength could be a key to roster spot as Bengals look for improved kickoff performance ... Has pro experience in the Arena Football League, where he was in training camp with Arizona Rattlers in 1997 and with Florida Bobcats during 1998 season ... Made 4 of 10 FG attempts and 9 of 13 PATS with Florida in '98 ... Played from 1996-98 with Southern Michigan franchise in semi-pro Mid-

Continental Football League ... Earned first-team All-Mid-American conference honors at Bowling Green as a senior in 1995, connecting on 12 of 16 FG attempts and 24 of 26 PATS ... Kicked a 60-yard FG vs. Toledo as a senior, setting a school record; the 60-yarder was second-longest in conference history ... Used primarily on kickoffs in his first three seasons at BGSU ... Had 22 touchbacks among 76 kickoffs as a junior and 12 touchbacks among 57 kickoffs as a sophomore ... Hometown is Westerville, Ohio, where he attended North HS ... Lettered one year in high school football, and earned All-State honors in soccer while lettering four years ... Last name is pronounced "SHORE-eyes."

BENGALS PRONUNCIATION GUIDE

Marco Battaglia — buh-TAG-lee-uh
 Rich Braham — BRAY-um
 Ki-Jana Carter — KEE-john-uh
 Louie Cioffi — CHOE-fee
 Canute Curtis — kuh-NOOT
 Mike Doughty — DOW-tee
 Marcus Dow — rhymes with cow
 Cliff Groce — gross
 Brock Gutierrez — goo-TAIR-ez
 Tim Krumrie — KRUM-rye
 Dick LeBeau — luh-BO
 Brian Milne — the 'e' is silent

Steve Mooshagian — moo-SHAIG-ee-un
 Chad Pegues — Puh-GEESE
 Derek Schorejs — SHORE-eyes
 Akili Smith — uh-KEE-lee
 Takeo Spikes — tuh-KEE-oh
 Jimmy Sprotte — the 'e' is silent
 Nicky Suala — SOO-uh-LOO-uh
 Tom Tumulty — TUM-ul-tee
 Brian Uhl — yule
 Frank Verducci — vur-DOO-chee
 Kimo von Oelhoffen — KEE-moe von OHL-hoffen
 Reinard Wilson — ruh-NARD

'99 BENGALS DRAFT CHOICES

RD	PLAYER	POS	HT	WT	COLLEGE	SEL#
1	Akili Smith	QB	6-3	220	Oregon	3
2	Charles Fisher	CB	6-0	185	West Virginia	33
3	Cory Hall	S	6-0	205	Fresno State	65
4	Craig Yeast	WR	5-7	160	Kentucky	98
5	Nick Williams	FB	6-1	267	Miami (Fla.)	135
6	Kelly Gregg	NT	6-0	285	Oklahoma	173
7a	Tony Coats	G	6-6	305	Washington	209
7b	Scott Covington	QB	6-2	217	Miami (Fla.)	245
7c	Donald Broomfield	DE	6-3	295	Clemson	249

QB



AKILI SMITH

College: Oregon

Round 1 (#3 overall)

Ht: 6-3 Wt: 220

Birthdate: 8-21-75

11

Bengals "quarterback of the future" has sufficient talent and maturity that he could be QB of the present for '99 ... Produced one of the most impressive years of any passer in NCAA history in '98 ... Averaged 314 yards per game, with 32 TDs against just 8 interceptions and 10.14 yards-per-attempt ... Possesses rare arm strength, and posted 58% completion rate in '98 ... Widely regarded as one of the finest athletes in college football, he displayed ability to play under control and throw accurately while on the move ... Was a high school Parade All-American in football, but spent three years in professional baseball before resuming his gridiron career, and will be 24 years old as '99 season begins.

COACH KEN ANDERSON SAYS: "Akili put his team over the hump and won games for them. He showed the ability to carry a team on his shoulders. He's got a lot of athletic ability, a great arm, and he's very creative. When things break down, he can make something happen on his own. We think he's special, that he can prove to be the best passer of a very strong draft."

COLLEGE HIGHLIGHTS — 1998: Set Oregon season records in passing yards (3763), TD passes (32), and total offense (3947), and did it with ease. His passing yards topped the former record by 539, his TD pass total was 10 better than the old mark, and his total offense set a new standard by 860 yards ... Scored 4 rushing touchdowns, and his 36 total touchdowns scored-and-passed set another Oregon season record ... Became first QB in school history to throw for more than 400 yards in three games, getting 442 vs. Washington, 430 vs. Oregon State and closing career with 456 vs. Colorado in Aloha Bowl ... Passed for 2 TDs and ran for another in Aloha Bowl ... Passed for 4 TDs and ran for another against Oregon State, completing 35-of-53 ... Produced his 442-yard day vs. Washington despite play-

ing in a driving rain, completing 19-of-32, three for TDs ... Nearly had four 400-yard games on the season, as he completed 21 of 30 for 397 yards with 4 TDs against Arizona State. **1997:** Played his first season at Oregon as a junior, having transferred from Grossmont (Calif.) JC ... Started season's first two games, limited to reserve duty for next four contests, and returned to starting role for final five games ... Threw for 3 TDs vs. Washington, including game-winning 29-yard loss to Pat Johnson with 2:33 to play ... Passed for 3 TDs in regular season finale vs. Oregon State, and closed season with a 69-yard TD pass vs. Air Force in Las Vegas Bowl.

MIKE BROWN SAYS: "I think Akili is as good a passer or better than anyone taken in the draft. He has good mechanics, he's strong and athletic, and we like his personality. This was our opportunity to solidify the quarterback position to the standard that it has to be. We had an offer to trade down instead of taking him, and honestly, it was as good an offer as any ever put to us. But that should tell you even more just what we think of Akili."

JUNIOR COLLEGE: Following a three-year stint in professional baseball, Smith resumed his football career in 1995-96 at Grossmont (Calif.) JC ... As a freshman in '95, passed for 2162 yards and 17 TDs, earning team's Most Valuable Player award and All-Foothill Conference honors ... As a sophomore in '96, named first-team All-American, completing 199 of 363 passes (55%) for 3212 yards, 32 TDs and 9 INT.

PRO BASEBALL: Smith elected to play pro baseball after high school, signing with Pittsburgh after Pirates selected him in 7th round of June, 1993 amateur draft. A right-handed-hitting outfielder, Smith batted .200 with 1 HR & 9 RBI in 29 games for Pirates' Gulf Coast League rookie-level team in Bradenton in 1993 and hit

'99 BENGALS DRAFT CHOICES

.174 with 2 HR & 10 RBI in 19 games for Bradenton in '94. He hit .125 with 1 HR & 1 RBI in 14 games for Class A Erie in the NY-Penn League in 1995.

SMITH ON SMITH: "The Bengals gave up a lot to get me. They could have traded down for a lot of (draft picks). I plan to live up to the expectations. I want to come in and be a leader right away, and not to brag, but I throw an awesome ball. The key for me is to get into the playbook and learn the system as quickly as possible, so the game will seem like it's in slow motion to me."

HIGH SCHOOL: Earned *Parade* All-American honors at Lincoln HS in San Diego, which also produced NFL standouts Marcus Allen and Terrell Davis ... Passed for 1582 yards and 12 TDs as a senior ... Multi-sport star, was named city's prep Athlete of the Year.

PERSONAL: Hometown is San Diego ... Sociology major at Oregon ... Full name is Kabisa Akili Maradu Smith ... Kabisa Akili Maradu is Swahili for power, creativity and intelligence, and is pronounced "kuh-BEE-sa uh-KEE-lee muh-RAH-doo."

AKILI SMITH'S STATISTICS

YEAR	TEAM	G-S	Passing									LG
			ATT	CMP	PCT	YDS	YDS/ATT	TD	TD%	INT	INT%	
1995	Grossmont (Calif.) JC	10-9	323	176	54.5	2162	6.69	17	5.3	11	3.4	81
1996	Grossmont (Calif.) JC	11-11	363	199	54.8	3212	8.85	32	8.8	9	2.5	81
1997	Oregon	11-7	200	108	54.0	1385	6.93	13	6.5	7	3.5	69
1998	Oregon	12-12	371	215	58.0	3763	10.14	32	8.6	8	2.2	69
CAREER		44-39	1257	698	55.5	10,522	8.37	94	7.5	35	2.8	81

YEAR	TEAM	Rushing					Scoring					
		ATT	YDS	AVG	LG	TD	TD	TD-R	TD-P	TD-RI	2-PIC	PTS
1995	Grossmont (Calif.) JC	66	156	2.4	24	2	2	2	0	0	0	12
1996	Grossmont (Calif.) JC	78	343	4.4	25	5	6	5	1	0	0	36
1997	Oregon	89	183	2.1	58	2	2	2	0	0	0	12
1998	Oregon	82	184	2.2	62	4	4	4	0	0	0	24
CAREER		315	866	2.7	62	13	14	13	1	0	0	84

MISCELLANEOUS STATISTICS: 1 pass reception for 7 yards and a TD in 1996.

CB



CHARLES FISHER

College: West Virginia

Round 2 (#33 overall)

Ht: 6-0 **Wt:** 185

Birthdate: 2-2-76

25

Tall and strong, Fisher comes to the NFL with excellent potential as a cover corner with the ability to handle receivers in single bump-and-run coverage ... A late-blooming prospect, he was not widely known entering 1998 season, but had an excellent senior campaign topped by impressive performance at the Senior Bowl ... A former wide receiver who takes advantage of that experience in pass coverage, he added 10 pounds to his frame during his final year at WVU ... Invited to Senior Bowl following 1998 season in which he started all 12 games with 33 tackles (27 solo), 3 interceptions, 2 forced fumbles and 6 passes defended ... Earned team's Scott Shirley Award as special teams player of the year for work on punt, punt return and kickoff units.

COACH RAY HORTON SAYS: "We thought Charles was right up there with some corners who were taken in the first round, the only difference being that (the first-rounders) had been starters longer in a major program. Charles closes on the ball tremendously. You hear

the phrase 'shadow ability' for guys who can stay close, and this guy can. He was also the last corner still on the board with what we call 'NFL size.'"

COLLEGE HIGHLIGHTS — 1998: Earned second-team All-Big East honors in his first season as a starter ... Posted 4 solo tackles vs. Ohio State and caused a fumble with crunching hit on WR David Boston ... Had a 22-yard interception return vs. Miami, and made 2 interceptions with a pair of passes defended in victory over rival Pittsburgh ... Had 6 solos in win over Syracuse, grading 90 percent for game ... Closed his career with 4 solos vs. Missouri in Insight.com Bowl. **1997:** Played behind Perlo Bastien at 'wide' CB position during the regular season, but earned starting assignment for Carquest Bowl against Georgia Tech, contributing 1 solo tackle and a pass defended ... Regular-season high in tackles was 4, against East Carolina and Miami, and he added a muffed punt recovery vs. East Carolina. **1996:** Played in every game as a sophomore ... Had a fourth-quarter

'99 BENGALS DRAFT CHOICES

(Charles Fisher — cont'd)

INT vs. Pittsburgh ... Started vs. Temple and scored on 30-yard run with a fumble recovery. **1995:** Lined up in preseason drills as a WR, but shifted to CB as season began ... Played in three games with two starts ... Had 5 tackles vs. Maryland. **1994:** Redshirt year.

FISHER SAYS: "Speed is what really got me here. Thank God I have speed. Going into the Senior Bowl, I think a lot of people still weren't sure how physical I was, but that gave me the chance to show a lot of people what Charles Fisher can bring to the table. I think I bring hard work and intensity, and that I'm a player who hasn't really reached his full potential."

HIGH SCHOOL: First-team All-State selection at Aliquippa, Pa., HS ... Played wide receiver and cornerback ... As a senior, caught 39 passes for 706 yards and 9 TDs and added 3 interceptions ... Played with Bengals CB Artrell Hawkins of Johnstown, Pa., in Pennsylvania Big 33 all-star game ... Also excelled in track and basketball.

PERSONAL: Hometown is Aliquippa, Pa. ... Sports Management major at WVU, and recipient of Ed and Mona Pastilong endowed scholarship ... Member of Athletic Director's Honor Roll at WVU ... Personal friend of two current Bengals veterans, LB Carute Curtis and CB Artrell Hawkins.

CHARLES FISHER'S STATISTICS

YEAR	TEAM	G-S	Defense							Interceptions					Scoring				
			TKL	AST	TOT	SKS-YDS	PD	FF	FR-YDS	NO	YDS	AVG	LG	TD	TD	INTR	FRR	S	PTS
1995	West Virginia	3-2	7	2	9	0-0	1	0	0-0	0	0	—	—	0	0	0	0	0	0
1996	West Virginia	12-0	1	1	2	0-0	2	0	1-30	1	0	0.0	0	0	1	0	1	0	6
1997	West Virginia	12-1	15	4	19	0-0	4	0	0-0	0	0	—	—	0	0	0	0	0	0
1998	West Virginia	12-12	27	6	33	0-0	6	2	0-0	3	30	10.0	22	0	0	0	0	0	0
CAREER		39-15	50	13	63	0-0	13	2	1-30	4	30	7.5	22	0	1	0	1	0	6

S



CORY HALL

College: Fresno State

Round 3 (#65 overall)

Ht: 6-0 **Wt:** 205

Birthdate: 12-5-76

26

Aggressive and versatile, Hall was a four-year starter in the pass-oriented WAC and brings impressive physical ability to his Bengals roster bid ... Possesses cornerback speed, having run the 40-yard dash in 4.45 seconds on grass, but has the size and strength to play safety at the NFL level ... Played both safety positions and cornerback during his college career ... Signed a three-year contract on 5-12-99.

COACH DICK LeBEAU SAYS: "Cory caught the eye of a lot of teams at the combine in Indianapolis. He's a 200-pounder who moved and ran really well, and his college coaches recommend him as an exemplary young man with very high quality character. His athleticism will definitely upgrade us, and he's extremely competitive. We expect him to be on the field for us in third-down situations, and he'll be challenging our veteran safeties to see how much playing time he can get at other times."

COLLEGE HIGHLIGHTS — 1998: Earned All-WAC first-team honors after starting all 11 games at strong safety and finishing second on team with 90 tackles (51 solo) ... Credited with 3 sacks for minus-16

yards, three tackles for loss for minus-14 yards, an interception, 4 passes defended, and a fumble recovery ... Logged 11 tackles and a 4-yard sack against Brigham Young ... Had 12 tackles and a stop for loss vs. Utah, and repeated that performance later in the season against San Diego State. **1997:** Started eight of 11 games, missing three games with a shoulder injury ... Started at free safety for season's first four games, and later switched to starting strong safety ... Had career-high 3.5 sacks for minus-26 yards ... Posted 17 tackles (11 solo) against Baylor, and also had a 5-yard sack and a pass defended ... Tormented San Diego State with an interception, 1.5 sacks for minus-17 yards and 7 tackles. **1996:** Started 10 games at free safety as a sophomore, finishing second on team with 88 tackles (38 solo) ... Had 8-yard interception vs. Oregon ... Recovered a fumble and had an 18-yard interception vs. Hawaii ... Logged career-high 20 tackles vs. Air Force and also had a forced fumble ... Had 13 tackles vs. Boise State and 10 tackles plus a forced fumble vs. Colorado State. **1995:** Started five games as a true freshman, including two at CB and two at FS ... Had 11 tackles and a pass defended during start at CB vs. Air Force.

'99 BENGALS DRAFT CHOICES

HALL SAYS: "I hope to prove to the Bengals that I'm a safety who runs exceptionally well and will hit you straight out. I like to think I can be a safety like Steve Atwater. From my sophomore year to my senior year, I tried to pattern my hitting ability after his. I also admire Carnell Lake for his versatility, and I'm confident I have the size and speed to be versatile like that, too."

HIGH SCHOOL: Named football Most Valuable Player and school Athlete of the Year while playing cornerback and tailback at South HS in Bakersfield, Calif. ... Lettered two years in football and two years in track.

PERSONAL: Hometown is Bakersfield, Calif. ... Economics major at Fresno State.

CORY HALL'S STATISTICS

YEAR TEAM	G-S	TKL	AST	TOT	Defense				Interceptions					Scoring				
					SKS-YDS	PD	FF	FR	NO	YDS	AVG	LG	TD	TD	Int	RR	S	PTS
1995 Fresno State	5-4	14	7	21	0-0	1	0	0	0	0	—	—	0	—	—	—	—	—
1996 Fresno State	11-10	38	50	88	0-0	4	2	1	2	26	13.0	18	0	—	—	—	—	—
1997 Fresno State	8-8	32	33	65	3.5-26	4	0	0	1	0	0.0	0	0	—	—	—	—	—
1998 Fresno State	11-11	51	39	90	3-16	4	0	1	1	0	0.0	0	0	—	—	—	—	—
CAREER	35-33	135	129	264	6.5-42	13	2	2	4	26	6.5	18	0	—	—	—	—	—

PLAYERS

WR



CRAIG YEAST

College: Kentucky

Round 4 (#98 overall)

Ht: 5-7 **Wt:** 160

Birthdate: 11-20-76

84

The all-time Southeastern Conference receptions leader (208) and the SEC's second-ranked player in receiving yards (2899), Yeast has the makings of a fourth-round draft steal ... Only his size, not his production, kept him from going earlier in the draft ... Favorite receiver of record-setting Kentucky QB Tim Couch, Yeast was known for using his 4.39 speed to turn short passes into long gains ... Earned reputation as a fearless target over the middle, and played every game his final three seasons after missing only one as a freshman ... Will challenge for Bengals' kickoff return and punt return duties after returning 3 kickoffs and 1 punt for TDs at Kentucky.

COACH STEVE MOOSHAGIAN SAYS: "One thing that sold us on Craig was the way he played against Champ Bailey (of Georgia) and Fred Vinson (of Vanderbilt), two of the top cornerbacks in this draft. He had 16 catches against Vinson for 269 yards and caught 8 for 100 against Bailey. That's a pretty good mark of his athleticism. He's very quick, very shifty, and is a great receiver in the red zone."

COLLEGE HIGHLIGHTS — 1998: Earned unanimous first-team All-SEC honors while setting Kentucky season records with 85 catches, 1311 yards and 14 TDs ... No previous Wildcat had topped the 1000 mark in receiving yards ... Went over 100-yard receiving mark in seven games and led the team in scoring (90) ... Averaged 29.3 yards on 14 kickoff returns, including a 100-yarder (tie for school record) for a TD vs. Florida ... TD return vs. Florida helped push him to 331 all-purpose

yards for the day, as he also caught 6 passes for 206 yards (TDs of 97 and 74) while totaling 125 yards on kick returns ... Opened season with 9-for-150 receiving and 2 TDs vs. Louisville ... Caught 7-for-122 with 2 TDs vs. LSU ... Set school records with his 16 catches and 269 yards vs. Vanderbilt, including scores of 20 and 74 yards ... Had 306 all-purpose yards vs. Vanderbilt, becoming first Wildcat to top 300 twice in his career ... Had 7 catches for 102 against eventual national champ Tennessee, and closed his career with 164 all-purpose yards vs. Penn State in Outback Bowl, including 67-yard KO return. **1997:** All-SEC first-team choice after leading conference and ranking 9th in nation with 6.6 catches per game ... Paced Wildcats with 73 catches for 873 yards and 10 TDs ... Had 85-yard punt return vs. South Carolina and 97-yard KO return vs. Vanderbilt, becoming first Wildcat since 1967 to return a punt and a kickoff for scores in the same season ... Tied school record with 4 TD catches (12, 6, 7, 10) vs. Indiana ... Had season-high 10 catches (for 125 yards) vs. Florida ... Had season-high 130 receiving yards (on 7 catches) vs. Northeast Louisiana, including TDs of 38 and 31 yards. **1996:** Led team as a sophomore with 26 catches for 378 yards and 2 TDs ... Scored on 95-yard KO return vs. South Carolina ... Had season-high 89 yards, including 55-yard TD, on 4 catches vs. Mississippi State ... Season high in catches was 7 (for 73 yards) vs. LSU. **1995:** His 24 catches for 337 yards and 2 TDs landed him Freshman All-SEC honors from *Knoxville News-Sentinel* ... Made first career start vs. Florida and had a 30-yard TD catch while totaling 4-for-44.

(continued)

'99 BENGALS DRAFT CHOICES

(Craig Yeast — cont'd)

YEAST ON YEAST: "I've always been the smallest guy on the field since Little League, and I've overcome the odds. It's whoever wants it more and has the biggest heart, and I put up my numbers against some of the best cornerbacks in the country. I'm going to try to bring some excitement and big-play capability to the Bengals. I like to get the ball, and the more I get the ball, the more I feel like I can make things happen with it."

HIGH SCHOOL: Played QB, RB and DB as a four-year starter at Harrodsburg (Ky.) HS ... As a senior, rushed for 1629 yards and 29 TDs, and completed 43 of

84 passes for 739 yards and 8 TDs ... Scored on an 83-yard kickoff return for a TD the first time he touched the ball as a freshman ... Also lettered four years in track, three years in basketball and two years in baseball ... Was 1994 state champion in 400-meter dash and was part of a relay that won state titles in 1993 and 1994.

PERSONAL: Born in Danville, Ky. ... Social work major at Kentucky ... Has five relatives who have played college football ... Has participated in academic pep rallies for elementary school students and also worked as a guest speaker in high schools ... Full name is Craig Nelson Yeast.

CRAIG YEAST'S STATISTICS

YEAR	TEAM	G-S	Receiving					Rushing					Scoring					
			NO	YDS	AVG	LG	TD	ATT	YDS	AVG	LG	TD	TD	TD-R	TD-P	TD-RI	2-PT	PTS
1995	Kentucky	10-4	24	337	14.0	32	2	5	6	1.2	12	0	2	0	2	0	0	12
1996	Kentucky	11-4	26	378	14.5	57	2	1	18	18.0	18	0	3	0	2	1	0	18
1997	Kentucky	11-11	73	873	12.0	38	10	1	14	14.0	14	0	12	0	10	2	0	72
1998	Kentucky	11-10	85	1311	15.4	97	14	6	87	14.5	42	0	15	0	14	1	0	90
CAREER		43-29	208	2899	13.9	97	28	13	125	9.6	42	0	32	0	28	4	0	192

		Special Teams							Kickoff Returns					Punt Returns					
		FR-																	
YEAR	TEAM	TKL	AST	TOT	FF	YDS	BP	BFG	BXP	NO	YDS	AVG	LG	TD	NO	YDS	AVG	LG	TD
1995	Kentucky	—	—	—	—	—	—	—	—	8	117	14.6	20	0	0	0	—	—	0
1996	Kentucky	—	—	—	—	—	—	—	—	5	173	34.6	95	1	16	126	7.9	62	0
1997	Kentucky	—	—	—	—	—	—	—	—	15	345	23.0	97	1	7	109	15.6	85	1
1998	Kentucky	—	—	—	—	—	—	—	—	14	410	29.3	100	1	11	33	3.0	12	0
CAREER		—	—	—	—	—	—	—	—	42	1045	24.9	100	3	34	268	7.9	85	1

FB



NICK WILLIAMS

College: Miami (Fla.)

Round 5 (#135 overall)

Ht: 6-1 **Wt:** 267

Birthdate: 3-30-77

30

A fullback with nearly the size of an offensive line-man, Williams has the strength and power to immediately contend for a starting job in the NFL ... Cited by draft analyst Mel Kiper for his "rugged mentality" as well as raw power, he was the lead blocker at Miami for Edgerrin James, a 1000-yard rusher two seasons in a row and the first RB taken in the '99 draft ... Williams was used infrequently as a runner and receiver in college, but improved his draft standing by showing scouts excellent hands at the Gridiron Classic all-star game in Florida ... Signed a three-year contract with Bengals on 5-19-99.

COACH JIM ANDERSON SAYS: "This guy will put a hit on people, and I don't mean just because of his size. He has the ability to get through the line of scrimmage and attack the second level of the defense. There

are a lot of guys who don't have that natural ability or natural movement. He's an athletic guy, and we feel he can catch the ball and carry it. But fullback is a blue-collar position, and he fills the blueprint for it."

COLLEGE HIGHLIGHTS — 1998: Started eight games, serving as lead blocker for RB Edgerrin James, who finished with 1416 yards and 5.9 yards per carry ... Rushed seven times for 42 yards (6.0) and had seven receptions for 85 yards (12.1) ... Against Cincinnati, keyed a 12-yard scoring pass by QB Scott Covington (also a Bengals '99 draftee) when he upended safety Tinker Keck on a cut block to kill the blitz ... Led the way on a 1-yard TD run by James vs. Rutgers, and set up another score with a 17-yard run ... Keyed a 45-yard James TD run vs. UCLA with a block on LB Larry Atkins ... Had season-

'99 BENGALS DRAFT CHOICES

high 26-yard reception vs. N.C. State in Micron PC Bowl. **1997:** Played in 10 games as reserve FB, helping RB Edgerrin James to 1098-yard season ... Had 2 receptions vs. Pittsburgh and leveled a pair of defenders to give QB Ryan Clement time to throw 57-yard TD pass to Carlo Joseph ... Had 2 receptions for 37 yards vs. Florida State. **1996:** Played every game as a sophomore, and started final six, including Carquest Bowl vs. Virginia ... Lead blocker for a 1000-yard season by Daniel Ferguson ... Had career-high offensive totals for a season with 67 rushing yards on 17 carries and 149 receiving yards on 12 catches ... Scored his first career TD on 17-yard reception from Ryan Clement vs. Pittsburgh ... Ran for a 1-yard TD vs. Temple. **1995:** Saw limited action as a freshman, appearing in eight games.

WILLIAMS ON WILLIAMS: "I'm looking to improve in all areas, because if you don't feel you can im-

prove, you're cheating yourself. But I believe I have the size and natural talent that should have made me a second or third-round draft pick. Now it's up to me to prove that. I'm a natural fullback — I've played the position all my life — and I'm ready for the competition."

HIGH SCHOOL: Two-time All-State selection at Harrison HS in Farmington Hills, Mich. ... Rated the fourth-best prospect in the Midwest by *Blue Chip Illustrated* ... Led the team to a state Class A title as he rushed for 1358 yards and 21 TDs, and set a state championship game record with a 90-yard run from scrimmage ... Also played LB, logging 94 tackles, 3 sacks, 3 fumble recoveries and an interception as a senior.

PERSONAL: Hometown is Farmington Hills, Mich. ... Advertising major at Miami ... Full name is James Nicolas Williams.

PLAYERS

NICK WILLIAMS' STATISTICS

YEAR	TEAM	G-S	Rushing					Receiving					Scoring					
			ATT	YDS	AVG	LG	TD	NO	YDS	AVG	LG	TD	TD	TD-R	TD-P	TD-RI	2PIC	PTS
1995	Miami (Fla.)	8-0	1	3	3.0	3	0	0	0	—	—	0	0	0	0	0	0	0
1996	Miami (Fla.)	12-6	17	67	3.9	15	1	12	149	12.4	24	1	2	1	1	0	0	12
1997	Miami (Fla.)	10-0	13	40	3.1	7	0	6	55	9.2	28	0	0	0	0	0	0	0
1998	Miami (Fla.)	12-8	7	42	6.0	17	0	7	85	12.1	26	0	0	0	0	0	0	0
CAREER		42-14	38	152	4.0	17	1	25	289	11.6	28	1	2	1	1	0	0	12

		Special Teams								Kickoff Returns					Punt Returns					
YEAR	TEAM	TKL	AST	TOT	FF	FR-YDS	BP	BFG	BXP	NO	YDS	AVG	LG	TD	NO	FC	YDS	AVG	LG	TD
1995	Miami (Fla.)	0	0	0	0	0-0	0	0	0	0	0	—	—	0	—	—	—	—	—	—
1996	Miami (Fla.)	1	0	1	0	0-0	0	0	0	1	8	8.0	8	0	—	—	—	—	—	—
1997	Miami (Fla.)	1	0	1	0	0-0	0	0	0	0	0	—	—	0	—	—	—	—	—	—
1998	Miami (Fla.)	0	0	0	0	0-0	0	0	0	0	0	—	—	0	—	—	—	—	—	—
CAREER		2	0	2	0	0-0	0	0	0	1	8	8.0	8	0	—	—	—	—	—	—

NT



KELLY GREGG

College: Oklahoma

Round 6 (#173 overall)

Ht: 6-0 **Wt:** 285

Birthdate: 11-1-76

93

Rated as the top heavyweight wrestler in the nation during his high school career, Gregg shifted his focus to football at Oklahoma and became one of NCAA's best interior defensive linemen ... Stocky, physical player who fits Bengal's blueprint for improved run defense, but also an effective pass rusher ... Led Big 12 as a senior with 24 tackles for loss, breaking Sooners record set by Tony Casillas (No. 2 overall pick in 1986 NFL draft) ... Gregg also had 9 sacks last season, sixth-best in school history, and ranks second in Sooners career sacks with 24 ... Became first Sooners defensive lineman since 1983 to top 100 mark in tackles (117), and first Sooners in more

than 30 years to lead line in tackles two consecutive seasons ... Signed three-year Bengals contract on 6-23-99.

COACH TIM KRUMRIE SAYS: "This kid is in great shape and he runs to the ball, the typical Tim Krumrie nose tackle. Every day he'll bring his work boots and his lunch bucket, and that's the type of player I wanted. I thought he would go earlier, but I guess some teams backed off because he's short and doesn't have real fast running times. But I can remember once when I was short and slow. It means nothing to me. I didn't want an athlete, per se. I wanted a football player."

(continued)

'99 BENGALS DRAFT CHOICES

(Kelly Gregg — cont'd)

COLLEGE HIGHLIGHTS — 1998: His 117 tackles ranked third in the Big 12, and he had only one less tackle than highly-touted LB Dat Nguyen of Texas A&M ... Dropped QBs for 51 yards in losses with his 9 sacks ... Only Darren Howard of Kansas State had more sacks (10.5) in Big 12, and Gregg also led his team in QB pressures (19) ... Led the conference with 4 fumble recoveries, and added 2 forced fumbles ... Earned national Defensive Player of the Week honors from The Sports Network for his effort vs. Baylor, which included 15 tackles (9 solo), 2 sacks for minus-18, 4 tackles for loss for minus-19, 4 QB pressures, a forced fumble and a fumble recovery ... Tied school record with 17 tackles (11 solo) vs. Colorado ... Manhandled powerful Texas A&M line with 8 tackles (5 solo), 2 sacks for minus-6, 4 tackles for loss for minus-15, 2 QB pressures and a forced fumble. **1997:** Started every game, and became first Sooner down lineman to lead the team in tackles (98) since Kevin Murphy in 1983 ... Had career-high 10 sacks ... Plagued rival Nebraska with 14 tackles (9 solo) and 2 tackles for loss ... Earned national Defensive Player of the Week from The Sports Network with 14 solo tackles and 2 sacks vs. Oklahoma State. **1996:** Logged 80 tackles (53 solo) as a sophomore and earned All-Big 12 first-team honors from *Dallas Morning News* ... Had 6 tack-

les, 2 tackles for loss and a sack vs. Texas ... Posted season-high 14 tackles vs. Texas A&M ... Closed season with a sack and 2 tackles for loss vs. Texas Tech. **1995:** Only true freshman to play in every game for Sooners ... His 24 tackles were the most among Sooner reserves, and he added 3 sacks ... In first college game, sacked San Diego State QB Billy Blanton and dropped TB George Jones for 3-yard loss.

GREGG ON GREGG: "I think my strong point is playing the run, and I know the Bengals are looking for help in that area. I'm not the flashiest and I'm not the tallest, but I just try to go out and get the job done. I'm a hard worker. That's all I know how to do. My family is a lot of hard workers."

HIGH SCHOOL: Outstanding defensive lineman and wrestler at Edmond (Okla.) HS ... Two-time All-State pick as a defensive lineman, and named All-City Defensive Player of the Year as a senior by *The Daily Oklahoman* ... Posted 332 tackles over his junior and senior seasons ... Won state heavyweight wrestling championship in each of his last three seasons ... Won National Wrestling Championship heavyweight division title as a senior.

PERSONAL: Hometown is Edmond, Okla. ... Sociology major at Oklahoma.

KELLY GREGG'S STATISTICS

YEAR	TEAM	G-S	Defense							Interceptions					Scoring				
			TKL	AST	TOT	SKS-YDS	PD	FF	FR	NO	YDS	AVG	LG	TD	TD	IntRt	FFRt	S	PTS
1995	Oklahoma	11-0	17	7	24	3-18	0	0	0	—	—	—	—	—	—	—	—	—	—
1996	Oklahoma	11-7	53	27	80	2-3	0	0	0	—	—	—	—	—	—	—	—	—	—
1997	Oklahoma	12-12	70	28	98	10-21	4	0	0	—	—	—	—	—	—	—	—	—	—
1998	Oklahoma	11-11	73	44	117	9-51	2	2	4	—	—	—	—	—	—	—	—	—	—
CAREER			45-30	213	106	319	24-93	6	2	4	—	—	—	—	—	—	—	—	—

G



TONY COATS

College: Washington

Round 7 (#209 overall)

Ht: 6-6 **Wt:** 305

Birthdate: 10-5-75

61

Voted the top offensive lineman on a Washington team that averaged 355 yards per game, Coats has classic NFL size and moves well laterally on the scrimmage line ... As a sophomore in 1996, started nine games at guard, helping future Bengal Corey Dillon to school records for rushing yards (1555) and rushing TDs (22) ... Hustling player who shows potential as a pulling guard ... Credited in NFL scouting film reviews with 7 TD-producing blocks in '98, and with 17 for his Husky career ... Signed a three-year contract with Bengals on 5-6-99.

COACH PAUL ALEXANDER SAYS: "Tony was

head-and-shoulders the highest rated player on our draft board when this pick came up. He's a real smart guy with good range, and he's flexible and tough. He's got some things to work on, as you'd expect in any late-round pick, but he's potentially a good NFL player."

COLLEGE HIGHLIGHTS — 1998: Started every game as a senior, 10 at weakside guard and one at tackle ... Named second-team All-Pac 10 as a guard ... Credited with 47 knockdown blocks in film reviews, and graded out at 83.3% ... Upended LB Ron Morris on Brock Huard's 52-yard TD bomb to Chris Juergens vs. Brigham

'99 BENGALS DRAFT CHOICES

Young ... Used roll block to bring down a pair of defenders on 13-yard TD run by Willie Hurst vs. Arizona ... Leveled California DE John McLaughlin on a 39-yard TD run by QB Marques Tuiasosopo ... Helped lead 248-yard rushing effort vs. UCLA ... In college finale vs. Air Force in Oahu Bowl, cleared a path for RB Braxton Clemens' 3-yard TD run. **1997:** Started every game at weakside OT as a junior, earning second-team All-Pac 10 honors ... Graded 84.5% for blocking consistency and came up with 64 knockdowns as offense generated 4564 yards ... Made two TD-producing blocks vs. Arizona State, first on a 1-yard run by Rashaan Shehee and later on a 17-yard pass from Brock Huard to Jerome Pathon ... Credited with two more TD blocks vs. Arizona, on runs by Shehee of 1 and 62 yards ... Helped lead offense to 477 yards vs. Michigan State in Aloha Bowl. **1996:** Started 9 games at weakside guard as a sophomore and earned All-Pac 10 honorable mention ... Graded 83.7% and posted 50 knockdowns. **1995:** One of three redshirt freshmen to letter on the offensive line ... Played in every

game, backing up Bob Sapp at weakside tackle. **1994:** Redshirted as true freshman.

COATS ON COATS: "I've got an NFL-type body and I think I'm a pretty smart guy in learning an offense. I have a lot of work to do in getting better, but I'm a good competitor. My goal is to come into training camp and make a good impression right away."

HIGH SCHOOL: Played at South Kitsap (Wash.) HS, where he was rated No. 3 player in the northwest by *Super Prep* magazine ... Earned first-team All-America honors from *USA Today* and *Parade* magazine ... Graded out at 100% in 10 of his 11 games as a senior ... Also earned letters in basketball and track ... Broke a backboard during pre-game basketball warmups as a senior.

PERSONAL: Born in Columbus, Ohio ... Graduated from high school in Washington with a 3.98 GPA ... Biology major at University of Washington.

QB



SCOTT COVINGTON

College: Miami (Fla.)

Round 7 (#245 overall)

Ht: 6-2 Wt: 217

Birthdate: 1-17-76

4

Impressive drop-back passer with good arm strength and touch on the ball, Covington comes from a top QB school and brings an impressive overall skills package for a 7th-round pick ... Had little resume for NFL selection as the '98 season began, but played his way into the draft with a strong finish ... Led Hurricanes to a 6-1 finish, including Micron PC Bowl win over North Carolina State, and outdueled first-round QB pick Cade McNown in 49-45 shootout win over UCLA to end regular season ... Also impressed scouts at Senior Bowl ... Played behind Ryan Clement for most of his Hurricane career, but took over as No. 1 last season ... Signed a three-year contract with Bengals on 6-14-99.

COACH KEN ANDERSON SAYS: "Scott still has a lot to prove regarding whether he can be an NFL quarterback, but we're very interested to see what he can do. He came on strong at the end of the year. He didn't have the chance to show a lot over the bulk of his college career, and he didn't start out all that well last year. But instead of going in the tank, he stuck with it. He kept working and was the real leader of their offense by the end of the season."

COLLEGE HIGHLIGHTS — 1998: Started every game as a senior, averaging 191.7 yards per game in total offense while posting 19-8 differential in touchdowns-to-interceptions ... Highlight game was regular season fi-

nale vs. UCLA, when he completed 19 of 28 for 318 yards and 3 TDs, including a 71-yarder to Santana Moss ... Connected on an 80-yard score with Moss vs. North Carolina State in Micron PC Bowl, where he finished 17-of-24 for 320 yards and 2 TDs ... Threw for 3 TDs in victory over Cincinnati, completing 12 of 19 for 161 yards ... Also passed for 3 TDs against Virginia Tech and Rutgers ... Season-long completion was 84-yard TD to Moss vs. Virginia Tech. **1997:** Appeared in nine games as backup to Ryan Clement ... Threw for a season-high 112 yards vs. Florida State, completing 9 of 17. **1996:** Played in eight games ... In his only start, he led victory over Boston College with 22-for-29 passing for 295 yards and 3 TDs in backup role ... Completed 6-of-8 for 145 vs. Pittsburgh, including 85-yarder to Tony Gaiter, fifth-longest completion in UM history ... Completed 21-of-36 for 168 vs. East Carolina and 11-of-22 for 138 vs. Virginia Tech. **1995:** Saw action in seven games as a freshman ... Tossed 60-yard TD pass to Magic Benton vs. Florida State. **1994:** Redshirt year.

HIGH SCHOOL: Earned All-America honors from *Blue Chip Illustrated* and *Super Prep* during three-year career at Dana Hills HS in Laguna Niguel, Calif. ... Lettered twice in baseball and once in track.

PERSONAL: Hometown is Laguna Niguel, Calif. ... Sports Management major at Miami.

(continued)

'99 BENGALS DRAFT CHOICES

SCOTT COVINGTON'S STATISTICS

			Passing									
YEAR	TEAM	G-S	ATT	CMP	PCT	YDS	YDS/ATT	TD	TD%	INT	INT%	LG
1995	Miami (Fla.)	7-0	42	22	52.4	324	7.71	3	7.1	2	4.8	61
1996	Miami (Fla.)	8-1	125	73	58.4	919	7.35	4	3.2	4	3.2	85
1997	Miami (Fla.)	9-0	60	27	45.0	318	5.30	0	0.0	1	1.7	38
1998	Miami (Fla.)	11-11	270	159	58.9	2301	8.52	19	7.0	8	3.0	84
CAREER		35-12	497	281	56.5	3862	7.77	26	5.2	15	3.0	85

		Rushing					Scoring						
YEAR	TEAM	ATT	YDS	AVG	LG	TD	TD	TD-R	TD-P	TD-RI	2-PIC	PTS	
1995	Miami (Fla.)	36	-20	-2.2	7	0	0	0	0	0	0	0	
1996	Miami (Fla.)	13	-30	-2.3	10	1	1	1	0	0	0	6	
1997	Miami (Fla.)	15	-12	-0.8	12	1	1	1	0	0	0	6	
1998	Miami (Fla.)	45	-192	-4.6	7	0	0	0	0	0	0	0	
CAREER		109	-254	-2.3	12	2	2	2	0	0	0	12	

DE



DONALD BROOMFIELD

College: Clemson

Round 7 (#249 overall)

Ht: 6-3 **Wt:** 295

Birthdate: 6-10-76

96

A late bloomer for Clemson, Broomfield did not start until his senior season, but earned draft consideration by flashing NFL skills during a strong 1998 campaign ... Has excellent speed for his size, and shows potential as a pass rusher ... Played strongside DT as a senior, but will open training camp at left DE spot ... Uses his hands well to effect separation from blockers in the trenches ... Signed a three-year contract with Bengals on 6-16-99.

COACH TIM KRUMRIE SAYS: "Donald's a big, strong guy who can run. He's 300 pounds and ran 4.9 in the 40, so he has the physical ability to make it in the NFL. When he's at his best, I really like his effort and his desire to get to the ball. But he has to prove he can have that consistency on every play. It was probably a lack of consistency that caused him not to go higher in the draft."

COLLEGE HIGHLIGHTS — 1998: Started every game, recording 64 tackles (34 solo), one sack, 11 QB pressures and 7 tackles for loss ... Had 2 QB pressures against Furman, each resulting in interceptions ... Had season-high 10 tackles vs. Georgia Tech plus 2 QB pressures ... Posted 8-yard sack vs. Duke with 6 tackles (5

solo) ... Had 7 tackles (4 solo) vs. Florida State ... Closed career in strong fashion vs. rival South Carolina, logging 6 tackles (4 solo), one tackle for loss, a pass defended and 2 QB pressures, with one pressure forcing an interception. **1997:** Posted 27 tackles (16 solo) while playing in all 12 games as a reserve DT, along with one sack, 7 QB pressures and 3 tackles for loss ... Posted season-high 5 tackles and 2 QB pressures vs. Maryland, and repeated that performance vs. South Carolina ... Had 4-yard sack and 2 tackles for loss vs. Texas-El Paso. **1996:** Played in eight games as a reserve NG ... Had first career sack, for 5 yards, vs. Furman ... **1995:** Played in four games as redshirt freshman. **1994:** Redshirted as true freshman.

HIGH SCHOOL: Earned Class 3-A All-State honors at Baker County (Fla.) HS ... Member of Florida Top 50 and *Sporting News* Top 100 ... Team MVP ... Lettered three years in basketball and track in addition to lettering four years in football.

PERSONAL: Hometown is Olustee, Fla. ... Marketed major at Clemson.

DONALD BROOMFIELD'S STATISTICS

YEAR	TEAM	G-S	Defense							Interceptions					Scoring			
			TKL	AST	TOT	SKS-YDS	PD	FF	FR	NO	YDS	AVG	LG	TD	TD	IntRi	FRRI	S PTS
1995	Clemson	4-0	1	1	2	0-0	0	0	0	—	—	—	—	—	—	—	—	—
1996	Clemson	8-0	4	2	6	1-5	0	0	0	—	—	—	—	—	—	—	—	—
1997	Clemson	12-0	16	11	27	1-4	0	0	0	—	—	—	—	—	—	—	—	—
1998	Clemson	11-11	34	30	64	1-8	3	0	0	—	—	—	—	—	—	—	—	—
CAREER		35-11	55	44	99	3-17	3	0	0	—	—	—	—	—	—	—	—	—

**GREG AINSWORTH – WR****Ht:** 6-1 **Wt:** 192**College:** Oregon State**Born:** 8-12-75

Earned a reputation for toughness at Oregon State ... Played inside slot position, where he showed ability to out-muscle defenders

in escaping the jam, with good arm extension over the middle and a quick burst after the catch ... Signed a three-year Bengals contract on 4-27-99 ... Led OSU in '98 with 58 receptions, gaining 749 yards and scoring 3 TDs ... Burned UCLA for 142 yards on 8 receptions, and followed that with 3 catches for 127 yards against Washington, including a 35-yard TD ... Had a 26-yard TD catch vs. Utah State ... Spent his freshman and sophomore seasons at

Mt. San Antonio (Calif.) JC, where he played on a pair of 8-3 teams and earned honorable mention All-America ... Did not join Oregon State for his 1997 junior season until the end of fall drills, but still managed to gain 600 yards on 49 catches, including a 9-for-104 performance against UCLA ... Returned 20 kickoffs for 351 yards during his two seasons at OSU, averaging 17.8 yards ... Hometown is Duarte, Calif. ... Attended Duarte HS, where he was an option quarterback and also played free safety on defense ... As a three-year prep starter, led his teams to a 28-8 record ... Also lettered three times as an outfielder in baseball ... College major was liberal studies, in the College of Liberal Arts.

17

PLAYERS

**MICHAEL BASNIGHT – HB****Ht:** 6-1 **Wt:** 230**College:** North Carolina A&T**Born:** 9-3-77

A bruising inside runner with near-fullback size, Basnight signed a three-year Bengals contract on 4-28-99 ... Scored 24 TDs (22

rushing, 2 receiving) over his final three seasons at North Carolina A&T ... Played in 38 games over four seasons, with totals of 2544 rushing yards on 478 carries (5.3-yard avg.) and 24 pass receptions for 235 yards ... Led team with 943 rushing yards as a senior, averaging 5.7 yards per carry ... Missed three games and saw only slight action in a fourth as a senior, due to right knee ligament

damage suffered vs. Morgan State, but recovered without surgery and came back to average 5.3 yards on 13 carries in season finale vs. South Carolina State ... Turned in a pair of 200-yard rushing games as a senior, going 30-215, including a 42-yard TD run, vs. Winston-Salem State and 29-234 with a 61-yard TD run vs. Norfolk State ... Posted career highs in rushing TDs (9) and rushing average (6.3) as a sophomore, when his season included an 84-yard TD run, second-longest in school history, against Florida A&M ... Hometown is Norfolk, Va., where he was football MVP as a senior at Booker T. Washington HS ... Art Design major at North Carolina A&T.

38**MARCUS DOW – NT****Ht:** 6-0 **Wt:** 295**College:** North Carolina**Born:** 1-16-76

A consistent run-stopper with one of the NCAA's toughest defenses of recent years, Dow started every game as a senior after

missing his entire junior regular season due to a career-threatening injury ... Signed a two-year Bengals contract on 4-27-99 ... Posted 67 tackles (34 solo) last season, with 6 tackles for loss for minus-14 yards and a 5-yard sack ... A player with a quiet, calm demeanor off the field, Dow has a fiercely competitive nature on the field that helped him come back from a ruptured kidney that sidelined him from August through December of his 1997 junior season ... Suffered the injury when he made a tack-

le and fell on the ballcarrier's cleat during a preseason scrimmage ... Returned to practice before UNC's Gator Bowl appearance, and played 31 snap in victory over Virginia Tech ... Senior season highlights included a 10-tackle performance with a tackle for loss vs. Stanford, and a 5-yard sack vs. Florida State ... Played in every game as a sophomore reserve in 1996 ... Hometown is Thomasville, N.C. ... Attended Thomasville HS, where he played on a state championship team in 1991 and averaged 11 tackles per game with a total of 15.5 sacks as a senior ... Communications major at UNC, and was a member of the team's 15-Player Leadership Committee ... Full name is Marcus Staton Dow ... Last name rhymes with cow.

69



QUINCY JACKSON – WR

Ht: 6-0 **Wt:** 187

College: Alabama

Born: 4-2-77

An effective short-area receiver with the quickness to run for big gains, Jackson caught 77 passes for 1093 yards and 7 TDs in two Southeastern Conference seasons after starting his career at East Mississippi JC ... Signed a three-year Bengals contract on 4-27-99 ... Led Alabama with 48 catches for 621 yards as a senior, starting nine games at split end and scoring 4 TDs ... Led his team's 1998 victory over LSU with 4 catches for 138 yards, including TDs of 53 and 25, and his 25-yarder with 0:38 remaining proved to be the winning score in a 22-16 victory ... Caught 11

passes, tied for second-most in school history, and gained 104 yards as a senior vs. Brigham Young ... Also led Crimson Tide in receiving as a junior, with 29 receptions for 472 yards despite starting only three games ... Posted dazzling numbers during 1995-96 seasons at East Mississippi JC, averaging 29.1 yards per reception with 65 catches for 1892 yards and 20 TDs ... Averaged 117 receiving yards per game in second season at East Mississippi while earning JC All-America honors ... Hometown is Brundidge, Ala. ... Earned All-State honors in football at Pike County (Ala.) HS ... Human Performance major at Alabama.

16



GREG KRAUSE – G-LS

Ht: 6-3 **Wt:** 285

College: New Hampshire

Born: 4-4-76

An experienced college long snapper with excellent size for the position, Krause will bid for assignment as a key special teams player and offensive line reserve ... Signed a three-year Bengals contract on 4-27-99 ... Handled snapping duties for punts and field goals for all 44 games of his New Hampshire career, and was starting LG on offense his last three seasons ... "This guy is a natural snapper, in the way some basketball players are just natural shooters," says Bengals special teams coach Al Roberts. "We won't have to

teach him basic mechanics. He has to prove he can do it consistently on the NFL level, which is a big challenge for anyone coming out of a smaller college program, but I'm very impressed with this kid's competitive nature" ... Graded 82.3% at guard and credited with 57 knockdowns during his senior season, as he earned first-team All-Atlantic 10 honors ... Member of an offensive line that paved the way for 300.2-yard rushing average in 1998, and unit earned nickname "The Chain Gang" ... Hometown is Bedford, N.H. ... Attended Manchester (N.H.) HS, where he played C and DT and earned All-State honors ... Kiniesiology/Exercise Science major at New Hampshire.

65



PHILLIP MOORE – HB

Ht: 5-11 **Wt:** 187

College: North Dakota

Born: 9-28-75

The No. 6 all-time rusher in NCAA Division II, with 5467 yards, Moore signed a two-year Bengals contract on 6-7-99 ... Holds North Dakota records for rushing yards, attempts (1060), total TDs (51), rushing TDs (50) and total points (308) ... Rushed for 1722 yards on 340 carries (5.1 avg.) as a senior, leading UND to 8-2 record and NCAA playoff berth ... Set school season record as a junior with 1771 rushing yards, posting a 6.0-yard average, and was named school's Male Athlete of the Year ... Averaged

136.7 rushing yards per game over his full career, 11th-best mark in NCAA Division II history ... Had nine games in which he scored 3 or more TDs ... Rushed for 100 or more yards 24 times, and 10 of those were over the 200-yard mark ... UND posted a 31-9 regular season record in Moore's 40 starts ... All-time leading rusher in the North Central Conference ... Hometown is Grand Forks, N.D. ... Attended Grand Forks HS, where he earned All-State honors in football in 1993 ... Won five events at state track championships over the course of his sophomore and junior years ... Majored in recreation and leisure services at North Dakota.

21

ROB MURPHY — please see page 148**TERRY MURPHY – WR**

Ht: 6-0 **Wt:** 180
College: Pittsburgh
Born: 8-25-75

12

A Big East record-setter as a junior, Murphy comes to Bengals to join WR coach Steve Mooshagian, who was his offensive coordinator and receivers coach for the last two seasons at Pittsburgh ... Signed three-year Cincinnati contract on 4-27-99 ... A quick receiver in traffic with an explosive burst after the catch, and also a strong blocker ... Came to Pitt as a junior in '97 from West Los Angeles (Calif.) JC and set a Big East record with 13 TD catches, breaking former mark of 10 which had been shared by current Bengals TE Marco Battaglia of Rutgers ... Biggest TD catch

in '97 was 12-yarder on third overtime possession for 41-38 win over rival West Virginia ... Murphy also led the Big East in receiving yards per game in '97, totaling 873 for an average of 79.4 ... Had 46 catches as a junior and 40 as a senior ... Missed the first two games of his senior season with injuries and was limited to reserve duty in next two games, but started the final seven contests and finished with 563 yards and 3 TDs ... Two-year totals at Pitt were 86 catches for 1436 yards and 16 TDs ... Hometown is Los Angeles, where he earned All-City football honors at Dorsey HS ... Majored at Pittsburgh in administration of justice.

PLAYERS

**GEOFF NOISY – WR**

Ht: 6-0 **Wt:** 195
College: Nevada-Reno
Born: 1-31-76

10

Bengals could have a true free agent find in Noisy, who slipped through the draft despite a career in which he broke the NCAA Division I career receptions record with 295 ... Signed a two-year Cincinnati contract on 4-27-99 ... Navigated defenses on Nevada's Big West schedule for 98, 86 and 94 receptions in his final three seasons ... Only receiver in NCAA history with more catches in any division was Jerry Rice, who caught 301 at Division I-AA Mississippi Valley State from 1985-89 ... Noisy does not have dazzling speed, but used precise route-running skills and superb

open-field agility to amass 4249 career receiving yards, ranked fifth in NCAA annals ... Gained 1435 yards as a sophomore, 1184 as a junior and 1405 as a senior last season ... Earned second-team All-America honors from *Football News* last season, when he had 10 or more catches in five games, including 14 for 286 yards vs. New Mexico State ... Had an 18-catch game as a sophomore vs. Arkansas State and tied that mark vs. Oregon as a junior ... Career-high yardage game was 296 yards as a sophomore vs. Utah State, third-highest total in school history ... Hometown is Irvine, Calif., where he was an All-Area selection in football and baseball at Irvine HS ... Physics major at Nevada.

**MARCUS PARKS – CB**

Ht: 5-10 **Wt:** 185
College: Sam Houston State
Born: 7-27-76

35

Pound-for-pound one of the hardest hitters in the college ranks last season, Parks is also a good coverage back and will bid to make the Bengals at cornerback after playing strong safety at Sam Houston State ... Signed a two-year Bengals contract on 4-22-99 ... Named SHSU's Most Valuable Player as a senior, leading the team with 89 tackles, and earned first-team All-Southland Conference honors ... Also had 2 interceptions for 37 yards in senior season, with 3 tackles for loss, 4 passes defended, a fumble recovery and a

forced fumble ... Recorded 12 tackles in three different games last season, vs. Northwestern State (La.), Texas A&M-Kingsville and Angelo State ... Had 70 tackles in junior season, earning all-conference honorable mention ... Also as a junior, had a 32-yard interception, 7 passes defended, 2 forced fumbles and a fumble recovery ... Transferred to SHSU in 1997 after two seasons at Navarro (Texas) JC, where he was an all-conference player ... Hometown is Corsicana, Texas ... Attended Corsicana HS, where he was an All-State player and helped lead team to a district championship as a senior ... Also lettered in baseball in high school ... Kinesiology major at SHSU.



CHAD PEGUES – NT

Ht: 6-0 **Wt:** 291

College: Illinois State

Born: 12-13-76

Former starter for University of Miami (Fla.), Pegues transferred to Illinois State for his senior season and earned first-team All-Gateway Conference honors while starting final 10 games at LDT ... Signed three-year Bengals contract on 4-27-99 ... Displayed excellent lateral agility during college career, and known for playing at a high emotion level ... Did not join Illinois State until conclusion of fall drills, and missed season opener while awaiting his transcripts from Miami ... Started every game the remainder of the season and finished with 56 tackles (30 solo), 3 sacks for minus-14 yards, 10 tackles for loss for minus-26 yards, 8 QB pressures, 1 forced fumble and 1 fumble

recovery ... At Miami, played LDT in his 3 starts as a sophomore, but switched to LDE for 8 starts as a junior ... Had career-high 10 tackles (5 solo) and a fumble recovery as a Miami junior vs. West Virginia ... Finished junior season with 46 tackles (21 solo), 2 sacks for minus-7, 3 TFL for minus-5, 5 QB pressures and a fumble recovery ... Hometown is Gainesville, Texas., where he was All-District MVP in football at Gainesville HS and named to *Dallas Morning News* Class 3A All-State team ... Lettered four times in track at Gainesville and once in basketball ... Liberal Arts major at Illinois State ... Father, Rod Pegues, played for New Jersey Generals in U.S. Football League ... Last name is pronounced "puh-GEESE" ... Full name is Chad Elliott Pegues.

79



BEN PETERSON – LB

Ht: 6-3 **Wt:** 250

College: Pittsburg State

Born: 3-28-77

A consensus NCAA Division II All-American at Pittsburg (Kan.) State, Peterson signed a three-year Bengals contract on 4-22-99 ... Will switch to LB position in first pro training camp after playing defensive line in college ... Named twice as Division II national Defensive Player of the Week last season, for his efforts against Truman State and Central Missouri ... Also named defensive MVP of his team's conference, the Mid-America Intercollegiate Athletics Association ... Amassed 104 yards lost against oppos-

ing QBs with team-leading 14 sacks, and set back ball-carriers for an additional 125 yards lost with tackles behind the scrimmage line on running downs ... Led the team in sacks and tackles for loss, and finished second in total tackles with 83 (35 solo) for his 7-3 team ... Earned honorable mention All-America status as a junior, with 65 tackles, 7 sacks for minus-51 and 10 TFL for minus-16 ... Hometown is Clay Center, Kan. ... Three-year football starter at Clay Center HS, and named Class 4A All-State as a senior ... Named a first-team GTE Academic All-American as a college senior, posting 3.67 grade average in biology (pre-med).

48



BRIAN UHL – C

Ht: 6-3 **Wt:** 296

College: Cincinnati

Born: 12-31-75

An All-Conference USA first-team selection, Uhl was also a Bearcat team captain and the winner of UC's John Pease Award for Most Outstanding Lineman ... Signed a three-year Bengals contract on 4-22-99 ... Started every game at LT as a senior, but played center his first three years at UC and was signed by the Bengals as a center ... Has considerable college experience as a shotgun snapper ... Credited in scouts' film reviews with 67 knockdowns as a senior, and graded 83.7% for blocking consistency

... Earned second-team all-conference honors playing center as a junior, and honorable mention all-conference at C as a sophomore ... Started every game at center in '97 for UC, and helped lead offense to 411 yards in victory over Utah State in Humanitarian Bowl ... Credited with 51 knockdowns as a junior ... A Cincinnati native, Uhl will bid to become the ninth UC player to make the Bengals' regular season roster ... Earned All-State prep honors at Cincinnati Academy of Physical Education ... Also lettered twice in prep basketball ... Criminal justice major at UC ... Last name is pronounced "yule."

78

SECTION 3



1998 IN REVIEW

BENGALS 1998 STATISTICS

WON 3, LOST 13

DATE	W/L	SCORE	OPPONENT	ATT
Sept. 6	L	14-23	Tennessee	55,848
Sept. 13	W	34-28*	at Detroit	66,354
Sept. 20	L	6-13	Green Bay	56,346
Sept. 27	L	24-31	at Baltimore	68,154
Oct. 4			— BYE WEEK —	
Oct. 11	W	25-20	Pittsburgh	59,979
Oct. 18	L	14-44	at Tennessee	33,288
Oct. 25	L	10-27	at Oakland	40,089
Nov. 1	L	26-33	Denver	59,974
Nov. 8	L	11-24	at Jacksonville	67,040
Nov. 15	L	3-24	at Minnesota	64,232
Nov. 22	L	13-20	Baltimore	52,571
Nov. 29	L	17-34	Jacksonville	55,432
Dec. 6	L	20-33	Buffalo	54,359
Dec. 13	L	26-39	at Indianapolis	55,179
Dec. 20	W	25-24	at Pittsburgh	52,017
Dec. 27	L	0-35	Tampa Bay	49,826

*Overtime

SCORE BY PERIODS	1	2	3	4	OT	PTS
Bengals	26	90	66	80	6	268
Opponents	113	143	99	97	0	452

SACKS: Reinard Wilson 6.0, Clyde Simmons 5.0, Michael Bankston 4.5, Brian Simmons 3.0, Steve Foley 2.0, Takeo Spikes 2.0, Myron Bell 1.0, Artrell Hawkins 1.0, Andre Purvis 1.0, Sam Shade 1.0, Jevon Langford 0.5, Mike Thompson 0.5, Tom Tumulty 0.5. **Bengals 28.0, Opponents 53.0.**

TEAM STATISTICS	BENGALS	OPP.
TOTAL FIRST DOWNS	271	310
Rushing	92	142
Passing	148	152
Penalty	31	16
3rd Down: Made-Att	76-224	89-200
3rd Down Pct.	33.9	44.5
4th Down: Made-Att	11-29	4-9
4th Down Pct.	37.9	44.4
POSSESSION AVG.	28:31	31:29
TOTAL NET YARDS	4824	5763
Avg. Per Game	301.5	360.2
Total Plays	979	992
Avg. Per Play	4.9	5.8
NET YARDS RUSHING	1639	2612
Avg. Per Game	102.4	163.3
Total Rushes	405	558
NET YARDS PASSING	3185	3151
Avg. Per Game	199.1	196.9
Sacked-Yards Lost	53-360	28-199
Gross Yards	3545	3350
Att.-Completions	521-307	406-233
Completion Pct.	58.9	57.4
Had Intercepted	12	13
PUNTS-AVERAGE	81-44.2	64-44.5
Net Punting Avg.	35.2	39.6
PENALTIES-YARDS	69-620	127-1012
FUMBLES-BALL LOST	21-10	12-7
TOUCHDOWNS	31	53
Rushing	7	23
Passing	20	23
Returns	4	7

SCORING	Total TDs	TD Rush	TD Rec	TD PR	TD KOR	TD IntRt	TD FRRt	Kick PAT	FG	2-Pt Conv	S	TP
Doug Pelfrey	0	0	0	0	0	0	0	21-21	19-27	0	0	78
Darnay Scott	7	0	7	0	0	0	0	—	—	0	0	42
Carl Pickens	5	0	5	0	0	0	0	—	—	1	0	32
Corey Dillon	5	4	1	0	0	0	0	—	—	0	0	30
Damon Gibson	4	0	3	1	0	0	0	—	—	0	0	24
Brandon Bennett	2	2	0	0	0	0	0	—	—	0	0	12
Marco Battaglia	1	0	1	0	0	0	0	—	—	0	0	6
James Hundon	1	0	1	0	0	0	0	—	—	0	0	6
Tremain Mack	1	0	0	0	1	0	0	—	—	0	0	6
Tony McGee	1	0	1	0	0	0	0	—	—	0	0	6
Brian Milne	1	1	0	0	0	0	0	—	—	0	0	6
Corey Sawyer	1	0	0	0	0	1	0	—	—	0	0	6
Sam Shade	1	0	0	0	0	0	1	—	—	0	0	6
Stepfret Williams	1	0	1	0	0	0	0	—	—	0	0	6
Paul Justin	0	0	0	0	0	0	0	—	—	1	0	2
Bengals	31	7	20	1	1	1	1	21-21	19-27	2-9	0	268
Opponents	53	23	23	1	0	1	5	51-51	27-31	1-2	0	452

RUSHING	No	Yds	Avg	Lg	TD
Corey Dillon	262	1130	4.3	66	4
Brandon Bennett ...	77	243	3.2	17	2
Jeff Blake	15	103	6.9	18	0
Eric Bieniemy	17	56	3.3	9	0
Brian Milne	10	41	4.1	10	1
Neil O'Donnell	13	34	2.6	10	0
Darnay Scott	2	10	5.0	8	0
Damon Gibson	1	9	9.0	9	0
Michael Blair	1	4	4.0	4	0
Ki-Jana Carter	2	4	2.0	4	0
Carl Pickens	2	4	2.0	4	0
Paul Justin	1	2	2.0	2	0
Brad Costello	1	0	0.0	0	0
Eric Kresser	1	-1	-1.0	-1	0

Bengals	405	1639	4.0	66	7
Opponents	558	2612	4.7	67t	23

RECEIVING	No	Yds	Avg	Lg	TD
Carl Pickens	82	1023	12.5	67t	5
Darnay Scott	51	817	16.0	70t	7
Corey Dillon	28	178	6.4	41	1
Eric Bieniemy	27	153	5.7	15	0
Brian Milne	26	124	4.8	18	0
Tony McGee	22	363	16.5	40	1
Damon Gibson	19	258	13.6	76t	3
James Hundon	10	112	11.2	17	1
Marco Battaglia	10	47	4.7	16	1
Brandon Bennett	8	153	19.1	55	0
Willie Jackson	7	165	23.6	47	0
Stepfret Williams	6	81	13.5	19t	1
Ki-Jana Carter	6	25	4.2	8	0
Steve Bush	4	39	9.8	18	0
Michael Blair	1	7	7.0	7	0

Bengals	307	3545	11.5	76t	20
Opponents	233	3350	14.4	73t	23

INTERCEPTIONS	No	Yds	Avg	Lg	TD
Sam Shade	3	33	11.0	32	0
Artrell Hawkins	3	21	7.0	12	0
Ashley Ambrose	2	0	0.0	0	0
Corey Sawyer	1	58	58.0	58t	1
Brian Simmons	1	18	18.0	18	0
Adrian Ross	1	11	11.0	11	0
John Copeland	1	3	3.0	3	0
Thomas Randolph	1	0	0.0	0	0

Bengals	13	144	11.1	58t	1
Opponents	12	206	17.2	56	1

PUNTING	No	Yds	Avg	Net TB	In	20	Lg	B
Lee Johnson ...	69	3083	44.7	35.6	8	14	69	1
Brad Costello ...	10	495	49.5	32.7	3	0	73	1
Bengals	81	3578	44.2	35.2	11	14	73	2
Opponents	64	2850	44.5	39.6	4	29	72	0

PUNT

RETURNS	Ret	FC	Yds	Avg	Lg	TD
Damon Gibson	27	19	218	8.1	65t	1
Stepfret Williams	2	3	16	8.0	10	0
Bengals	29	22	234	8.1	65t	1
Opponents	36	15	503	14.0	87t	1

KICKOFF

RETURNS	No	Yds	Avg	Lg	TD
Tremain Mack	45	1165	25.9	97t	1
Damon Gibson	17	372	21.9	30	0
Eric Bieniemy	5	87	17.4	22	0
Brandon Bennett	3	61	20.3	21	0
Marco Battaglia	1	5	5.0	5	0
Stepfret Williams	1	20	20.0	20	0
Bengals	72	1710	23.8	97t	1
Opponents	46	1199	26.1	51	0

FIELD

GOALS	1-19	20-29	30-39	40-49	50+	Total
Doug Pelfrey 1-1	4-4	6-7	6-10	2-5	19-27	
Bengals 1-1	4-4	6-7	6-10	2-5	19-27	
Opponents 0-1	5-6	12-12	8-10	2-2	27-31	

FIELD GOAL ATTEMPTS BY GAME:

Doug Pelfrey: (-) (35WL, 48B) (37G, 19G) (48G) (44G, 48G) (-) (53WL, 51G) (25G, 23G, 52WR) (50G) (37G) (40G, 34G) (42WR, 30G) (-) (41G, 26G) (33G, 37G, 43G, 53S, 46WL, 21G) (40WR).

Opponents: (38G, 31G, 48G, 47WR) (-) (30G, 35G) (46G) (40G, 40G) (35G, 38G, 42G) (28WR, 22G, 48G, 48WL) (33G, 37G) (39G) (32G) (34G, 23G) (23G, 47G) (20G, 52G, 46G, 34G) (50G) (22G) (18WR).

PASSING	Att	Cmp	Yds	Cmp %	Yds/ Att	TD	TD %	Int	Int %	Lq	Sacks-Yds	Rat
Neil O'Donnell ..	343	212	2216	61.8	6.46	15	4.4	4	1.2	76t	30-217	90.2
Jeff Blake	93	51	739	54.8	7.95	3	3.2	3	3.2	67t	15-79	78.2
Paul Justin	63	34	426	54.0	6.76	1	1.6	3	4.8	41	7-60	60.7
Eric Kresser	21	10	164	47.6	7.81	1	4.8	2	9.5	37	0-0	50.6
Doug Pelfrey	1	0	0	0.0	0.00	0	0.0	0	0.0	0	0-0	39.6
Corey Dillon	0	0	0	—	—	0	—	0	—	—	1-4	—
Bengals	521	307	3545	58.9	6.80	20	3.8	12	2.3	76t	53-360	82.7
Opponents	406	233	3350	57.4	8.25	23	5.7	13	3.2	73t	28-199	89.8

1998 DEFENSIVE STATISTICS

(Based on press box statistics)

PLAYER	TKL	AST	TOT	SACKS-YDS	INT-YDS	PD	FF	FR-YDS
1. Takeo Spikes	95	17	112	2-19	0-0	0	0	0-0
2. Brian Simmons	62	16	78	3-18	1-18	2	1	1-22
Sam Shade	60	18	78	1-8	3-33	6	0	2-55
4. Artrell Hawkins	65	5	70	1-9	3-21	17	2	1-25
Michael Bankston	49	21	70	4.5-19.5	0-0	1	0	1-5
6. Greg Myers	54	15	69	0-0	0-0	4	0	1-0
7. Reinard Wilson	46	17	63	6-39.5	0-0	1	2	0-0
8. Myron Bell	45	3	48	1-8	0-0	3	0	0-0
9. Kimo von Oelhoffen	36	9	45	0-0	0-0	3	0	0-0
10. Ashley Ambrose	36	4	40	0-0	2-0	15	0	0-0
11. James Francis	32	5	37	0-0	0-0	5	2	0-0
12. Clyde Simmons	28	2	30	5-37	0-0	2	1	0-0
13. Jevon Langford	17	7	24	0.5-5	0-0	0	0	0-0
14. Tom Tumulty	17	5	22	0.5-6	0-0	2	1	0-0
15. Thomas Randolph	19	1	20	0-0	1-0	7	0	0-0
16. Adrian Ross	12	2	14	0-0	1-11	4	0	0-0
17. Steve Foley	11	1	12	2-18	0-0	0	0	0-0
18. Corey Sawyer	9	1	10	0-0	1-58	3	0	0-0
19. Billy Granville	4	5	9	0-0	0-0	1	0	0-0
20. Glen Steele	6	1	7	0-0	0-0	0	0	0-0
Mike Thompson	3	4	7	0.5-6	0-0	0	0	0-0
22. Andre Purvis	4	2	6	1-6	0-0	0	0	0-0
23. John Copeland	5	0	5	0-0	1-3	1	0	0-0
24. Kelvin Moore	2	1	3	0-0	0-0	0	0	0-0
25. Tremain Mack	2	0	2	0-0	0-0	0	0	0-0
Canute Curtis	1	1	2	0-0	0-0	0	0	0-0

SPECIAL TEAMS

(Based on coaches' film evaluations)

PLAYER	TKL	FF	FR-YDS	BP	BFG	BXP
1. Eric Bieniemy	14	0	0-0	0	0	0
Billy Granville	14	1	1-0	0	0	0
3. Greg Myers	12	0	0-0	0	0	0
4. Adrian Ross	11	0	0-0	0	0	0
5. Sam Shade	9	0	0-0	0	0	0
6. Marco Battaglia	8	0	0-0	0	0	0
7. Thomas Randolph	7	0	0-0	0	0	0
Brian Simmons	7	0	0-0	0	0	0
9. Steve Foley	6	1	0-0	0	0	0
10. Steve Bush	5	0	0-0	0	0	0
Canute Curtis	5	0	0-0	0	0	0
Damon Gibson	5	0	0-0	0	0	0
Tremain Mack	5	0	0-0	0	0	0
Jimmy Sprotte	5	0	0-0	0	0	0
15. Greg Truitt	4	0	0-0	0	0	0
16. Roosevelt Blackmon	3	0	0-0	0	0	0
17. Brad Costello	2	0	0-0	0	0	0
Artrell Hawkins	2	0	0-0	0	0	0
Takeo Spikes	2	0	0-0	0	0	0
20. Myron Bell	1	0	0-0	0	0	0
James Hundon	1	0	0-0	0	0	0
Lee Johnson	1	0	0-0	0	0	0
Ric Mathias	1	0	0-0	0	0	0
Tony McGee	1	0	0-0	0	0	0
Brian Milne	1	0	0-0	0	0	0
Corey Sawyer	1	0	0-0	0	0	0
Tom Tumulty	1	0	0-0	0	0	0

BENGALS 1998 OFFENSE AND DEFENSE GAME-BY-GAME STATISTICS

OFFENSE

GAME	TOT YDS	RUSH YDS	PASS YDS	COMP- ATT	TD-P/ INT	SACKS- YDS	1D	3D- CONV	F- FL	POSS
Tenn.	292	100	192	24-32	1/1	2-8	16	3-12	0-0	26:12
@Det.	384	100	284	25-36	2/0	3-19	18	5-14	0-0	28:57
G.B.	160	28	132	16-30	0/0	3-19	7	4-15	0-0	24:41
@Balt.	275	132	143	16-25	2/0	5-46	19	4-13	0-0	29:11
Pitt.	389	108	281	20-26	3/0	3-17	17	7-14	0-0	25:26
@Tenn.	332	148	184	13-25	1/0	3-18	14	4-12	1-1	23:05
@Oak.	170	62	108	17-30	1/1	6-40	14	0-10	2-2	22:51
Den.	372	127	245	20-37	3/0	2-12	25	12-20	1-1	32:26
@Jax.	318	118	200	24-40	1/1	4-35	19	4-16	4-1	35:50
@Minn.	194	103	91	16-27	0/1	4-22	15	4-14	1-1	32:22
Balt.	242	58	184	19-33	0/2	2-20	16	5-14	1-0	29:17
Jax.	355	131	224	24-43	1/2	1-10	20	5-15	3-2	30:35
Buff.	234	58	176	22-36	2/1	6-38	15	3-12	2-0	25:37
@Ind.	378	155	223	19-33	2/0	3-19	22	8-16	0-0	32:18
@Pitt.	483	124	359	21-41	1/1	4-20	23	6-17	4-1	35:00
T.B.	246	87	159	11-27	0/2	2-17	11	2-10	2-1	23:32
Totals	4824	1639	3185	307-521	20/12	53-360	271	76-224	21-10	28:31

DEFENSE

GAME	TOT YDS	RUSH YDS	PASS YDS	COMP- ATT	TD-P/ INT	SACKS- YDS	1D	3D- CONV	FF- FR	POSS
Tenn.	353	89	264	17-34	1/0	0-0	19	3-12	1-0	33:48
@Det.	412	224	188	15-31	0/2	2-16	22	6-14	0-0	33:09
G.B.	328	86	242	23-35	1/1	3-32	22	4-10	2-2	35:19
@Ball.	408	181	227	15-20	1/0	3-27	21	6-11	2-1	30:49
Pitt.	386	257	129	13-22	0/0	3-22	20	8-13	1-1	34:34
@Tenn.	515	171	344	20-25	2/0	1-8	24	9-13	0-0	36:55
@Oak.	411	251	160	9-21	2/0	2-13	23	7-17	0-0	37:09
Den.	352	150	202	15-26	2/1	2-11	20	5-10	1-0	27:34
@Jax.	272	137	135	9-21	1/0	2-11	14	4-13	1-1	24:10
@Minn.	349	125	224	14-22	1/3	2-12	16	5-10	0-0	27:38
Balt.	338	247	91	9-18	1/1	1-1	18	4-10	2-1	30:43
Jax.	322	79	243	19-35	4/0	1-1	16	7-17	0-0	29:25
Buff.	448	139	309	18-30	2/3	2-10	21	5-13	0-0	34:23
@Ind.	338	128	210	17-26	3/0	0-0	21	5-10	0-0	27:42
@Pitt.	211	125	86	10-24	0/1	2-21	11	2-12	2-1	25:00
T.B.	320	223	97	10-16	2/1	2-14	22	9-15	0-0	36:28
Totals	5763	2612	3151	233-406	23/13	28-199	310	89-200	12-7	31:29

BENGALS '98 RED ZONE REPORT

BENGALS

Inside-20 possessions:	36
TDs:	18 (50.0%)
FGs:	9 (25.0%)
Total scores:	27 (75.0%)
No score:	9 (25.0%)
Lost on downs:	5 (13.9%)
Fumble:	2 (5.6%)
Punt:	1 (2.8%)
Missed FG:	1 (2.8%)

OPPONENTS

Inside-20 possessions:	59
TDs:	36 (61.0%)
FGs:	16 (27.1%)
Total scores:	52 (88.1%)
No score:	7 (11.9%)
Lost on downs:	2 (3.4%)
Missed FG:	2 (3.4%)
Punt:	1 (1.7%)
Interception:	1 (1.7%)
Game ended:	1 (1.7%)

'98 BENGALS REGULAR SEASON

Game 1 Tennessee 23, Bengals 14

Sunday, Sept. 6, at Cinergy Field

The Oilers played a successful game of ball control against Cincinnati, racking up possession time of 33:48 to the Bengals' 26:12. Both teams scored 2 TDs, but Tennessee got 3 FGs in 4 attempts from Al Del Greco to compile its 9-point winning margin. Bengals K Doug Pelfrey had no field goal attempts. The Bengals took a 7-3 lead on Neil O'Donnell's 23-yard TD pass to Darnay Scott in the first quarter, but the Oilers retook the lead for good at 10-7 on Willie Davis' 8-yard TD catch from Steve McNair with 6:07 left in the first half. The Bengals closed a 17-7 gap to 17-14 on Corey Dillon's 3-yard TD run in the third quarter, but two Del Greco field goals accounted for the only scoring in the final period.

Tennessee	3	7	7	6	—	23
Cincinnati	7	0	7	0	—	14

TEAM	SCORING PLAY	QTR-LEFT
TEN	A. Del Greco 38 FG	1-11:06
CIN	D. Scott 23 pass from N. O'Donnell (D. Pelfrey kick)	1-5:51
TEN	W. Davis 8 pass from S. McNair (A. Del Greco kick)	2-6:07
TEN	E. George 3 run (A. Del Greco kick)	3-6:45
CIN	C. Dillon 3 run (D. Pelfrey kick)	3-2:25
TEN	A. Del Greco 31 FG	4-14:56
TEN	A. Del Greco 48 FG	4-5:29

Missed FG: A. Del Greco (TEN) 47-WR.
Attendance: 55,848. Time: 3:10.

	TENNESSEE	CINCINNATI
First downs	19	16
Third down conversions-attempts	3-12	3-12
Total net yards	353	292
Net yards rushing	89	100
Net yards passing	264	192
Pass attempts-completions-interceptions	34-17-0	32-24-1
Sacks against-yards lost	0-0	2-8
Punts-average	4-42.8	5-46.8
Punt returns-yards	2-17	1-0
Kickoff returns-yards	1-25	2-44
Penalties-yards	11-94	6-52
Fumbles-lost	1-0	0-0
Time of possession	33:48	26:12

RUSHING									
OILERS	Att	Yds	Lg	TD	BENGALS	Att	Yds	Lg	TD
E. George	25	86	14	1	C. Dillon	19	91	19	1
R. Thomas	1	3	3	0	N. O'Donnell	1	5	5	0
S. McNair	1	1	1	0	K. Carter	2	4	4	0
D. Krieg	2	-1	0	0	E. Biniemi	1	0	0	0

TOTALS	29	89	14	1	TOTALS	23	100	19	1
--------	----	----	----	---	--------	----	-----	----	---

PASSING									
OILERS	Att	Cmp	Yds	TD-1	BENGALS	Att	Cmp	Yds	TD-1
S. McNair	21	10	135	1-0	N. O'Donnell	32	24	200	1-1
D. Krieg	13	7	129	0-0	C. Dillon	0	0	0	0-0

TOTALS	34	17	264	1-0	TOTALS	32	24	200	1-1
--------	----	----	-----	-----	--------	----	----	-----	-----

RECEIVING									
OILERS	No	Yds	Lg	TD	BENGALS	No	Yds	Lg	TD
Y. Thigpen	4	87	55	0	K. Carter	6	25	8	0
F. Wycheck	3	34	15	0	C. Pickens	5	69	17	0
W. Davis	2	46	38	1	E. Biniemi	4	24	7	0
J. Harris	2	27	19	0	D. Gibson	3	30	16	0
D. Mason	2	24	13	0	D. Scott	2	30	23	1
E. George	2	15	17	0	T. McGee	1	8	8	0
C. Sanders	1	18	18	0	M. Battaglia	1	6	6	0
J. Kent	1	13	13	0	S. Bush	1	5	5	0
					C. Dillon	1	3	3	0

TOTALS	17	264	5	1	TOTALS	24	200	23	1
--------	----	-----	---	---	--------	----	-----	----	---

INDIVIDUAL DEFENSE

TENNESSEE — Leading Tackler: J. Bowden 9-3-12. Sacks: K. Holmes 1-4, J. Bowden 0.5-2, E. Robinson 0.5-2. Interceptions: M. Robertson 1-0. Forced Fumbles: None. Fumble Recoveries: None.
CINCINNATI — Leading Tacklers: T. Spikes 8-0-8, T. Tumulty 5-3-8. Sacks: None. Interceptions: None. Forced Fumbles: None. Fumble Recoveries: None.

Game 2 Bengals 34, Detroit 28 (OT)

Sunday, Sept. 13, at Pontiac Silverdome

CB Corey Sawyer's 58-yard TD return of an intercepted Scott Mitchell pass lifted the Bengals to victory 2:06 into overtime. The Bengals held leads of 7-0 and 14-7 in regulation, but saw the Lions come back to lead, 21-14. The Bengals then rallied for a 28-21 lead before Detroit tied the game at 28 on Barry Sanders' third TD run of the day. Sanders rushed for 185 yards, but the Bengals got 303 passing yards and 2 TDs with no INTs from QB Neil O'Donnell. Detroit QB Scott Mitchell suffered 2 INTs with no TD passes. Corey Dillon rushed for 77 yards for the Bengals, with an 18-yard TD run. Damon Gibson had a 65-yard punt return for a TD. The Bengals improved to 1-1 on the season and Detroit fell to 0-2.

Cincinnati	7	7	7	7	6	—	34
Detroit	7	7	7	7	0	—	28

TEAM	SCORING PLAY	QTR-LEFT
CIN	D. Scott 70 pass from N. O'Donnell (D. Pelfrey kick)	1-9:16
DET	T. Vardell 1 run (J. Hanson kick)	1-6:44
CIN	D. Scott 36 pass from N. O'Donnell (D. Pelfrey kick)	2-14:15
DET	B. Sanders 2 run (J. Hanson kick)	2-8:30
DET	B. Sanders 67 run (J. Hanson kick)	3-14:05
CIN	C. Dillon 18 run (D. Pelfrey kick)	3-7:45
CIN	D. Gibson 65 punt return (D. Pelfrey kick)	4-14:18
DET	B. Sanders 5 run (J. Hanson kick)	4-1:52
CIN	C. Sawyer 58 interception return	OT-12:54

Missed FG: D. Pelfrey (CIN) 35-WL, 48-B.
Attendance: 66,354. Time: 3:17.

	CINCINNATI	DETROIT
First downs	18	22
Third down conversions-attempts	5-14	6-14
Total net yards	384	412
Net yards rushing	100	224
Net yards passing	284	188
Pass attempts-completions-interceptions	36-25-0	31-15-2
Sacks against-yards lost	3-19	2-16
Punts-average	7-48.1	7-46.6
Punt returns-yards	5-62	3-34
Kickoff returns-yards	2-44	2-55
Penalties-yards	5-40	10-83
Fumbles-lost	0-0	0-0
Time of possession	28:57	33:09

RUSHING									
BENGALS	Att	Yds	Lg	TD	LIONS	Att	Yds	Lg	TD
C. Dillon	17	77	23	1	B. Sanders	26	185	67	3
N. O'Donnell	2	15	10	0	S. Mitchell	3	20	17	0
D. Scott	1	8	8	0	J. Morton	1	11	11	0
E. Biniemi	1	0	0	0	T. Vardell	4	8	4	1

TOTALS	21	100	23	1	TOTALS	34	224	67	4
--------	----	-----	----	---	--------	----	-----	----	---

PASSING									
BENGALS	Att	Cmp	Yds	TD-1	LIONS	Att	Cmp	Yds	TD-1
N. O'Donnell	36	25	303	2-0	S. Mitchell	31	15	204	0-2

TOTALS	36	25	303	2-0	TOTALS	31	15	204	0-2
--------	----	----	-----	-----	--------	----	----	-----	-----

RECEIVING									
BENGALS	No	Yds	Lg	TD	LIONS	No	Yds	Lg	TD
C. Pickens	9	75	15	0	H. Moore	7	86	22	0
D. Scott	5	130	70	2	J. Morton	5	50	13	0
E. Biniemi	5	17	9	0	B. Sanders	1	44	44	0
T. McGee	2	53	38	0	G. Crowell	1	12	12	0
J. Hundon	1	15	15	0	T. Vardell	1	12	12	0
S. Bush	1	8	8	0					
D. Gibson	1	6	6	0					
C. Dillon	1	-1	-1	0					

TOTALS	25	303	70	2	TOTALS	15	204	44	0
--------	----	-----	----	---	--------	----	-----	----	---

INDIVIDUAL DEFENSE

CINCINNATI — Leading Tackler: T. Spikes 5-3-8. Sacks: S. Foley 1-0, R. Wilson 1-6. Interceptions: C. Sawyer 1-58, A. Ambrose 1-0. Forced Fumbles: None. Fumble Recoveries: None.
DETROIT — Leading Tacklers: B. Westbrook 9-1-10, S. Boyd 3-7-10. Sacks: A. Aldridge 1-8, T. Scroggins 1-8, D. Owens 0.5-1.5, R. Porcher 0.5-1.5. Interceptions: None. Forced Fumbles: None. Fumble Recoveries: None.

Game 3 Green Bay 13, Bengals 6

Sunday, Sept. 20, at Cinergy Field

The Bengals took a 3-0 lead with a 50-yard drive to a 37-yard Doug Pelfrey field goal on their first possession, but Green Bay's defense was too tough for most of the day. Cincinnati wound up with a tie for its fewest rushing yards ever (28), its fewest first downs (7) since 1992 and its fewest overall yards (160) since 1992. The Packers took the lead for good with a 78-yard TD drive on their first possession, capped by a 16-yard pass from Brett Favre to Robert Brooks. The Packers led time of possession by 35:19 to 24:41. The Bengals dropped to 1-2 while the Packers improved to 3-0.

Green Bay	7	3	0	3	—	13
Cincinnati	3	3	0	0	—	6

TEAM	SCORING PLAY	QTR-LEFT
CIN	D. Pelfrey 37 FG	1-10:45
GB	R. Brooks 16 pass from B. Favre (R. Longwell kick)	1-6:21
GB	R. Longwell 30 FG	2-9:58
CIN	D. Pelfrey 19 FG	2-0:00
GB	R. Longwell 35 FG	4-13:41

Missed FG: None.

Attendance: 56,346. Time: 2:48.

	GREEN BAY	CINCINNATI
First downs	22	7
Third down conversions-attempts	4-10	4-15
Total net yards	328	160
Net yards rushing	86	28
Net yards passing	242	132
Pass attempts-completions-interceptions	35-23-1	30-16-0
Sacks against-yards lost	3-32	3-19
Punts-average	3-53.3	8-49.4
Punt returns-yards	3-20	1-(-2)
Kickoff returns-yards	1-21	4-120
Penalties-yards	4-30	4-65
Fumbles-lost	2-2	0-0
Time of possession	35:19	24:41

	PACKERS	ATT	YDS	LG	TD	BENGALS	ATT	YDS	LG	TD
R. Harris	24	76	11	0		C. Dillon	16	28	8	0
W. Henderson	4	11	4	0		J. Blake	1	0	0	0
B. Favre	2	-1	0	0						
TOTALS	30	86	11	0		TOTALS	17	28	8	0

	PACKERS	ATT	CMP	YDS	TD-I	BENGALS	ATT	CMP	YDS	TD-I
B. Favre	35	23	274	1-1		N. O'Donnell	30	16	151	0-0
TOTALS	35	23	274	1-1		TOTALS	30	16	151	0-0

	PACKERS	NO	YDS	LG	TD	BENGALS	NO	YDS	LG	TD
A. Freeman	5	68	28	0		C. Picketts	6	58	17	0
R. Brooks	5	67	20	1		D. Scott	3	58	41	0
M. Chmura	4	66	21	0		E. Beniemy	3	12	6	0
D. Mayes	4	38	13	0		D. Gibson	2	5	6	0
R. Harris	2	10	5	0		W. Jackson	1	12	12	0
J. Thompson	1	22	22	0		B. Milne	1	6	6	0
W. Henderson	1	7	7	0						
T. Davis	1	6	6	0						
TOTALS	23	274	28	1		TOTALS	16	151	41	0

INDIVIDUAL DEFENSE

GREEN BAY — Leading Tackler: C. Newsome 7-0-7. Sacks: K. McKenzie 1.5-9.5, V. Holliday 1-4, R. White 0.5-5.5. Interceptions: None. Forced Fumbles: None. Fumble Recoveries: None.

CINCINNATI — Leading Tackler: T. Tumulty 10-0-10. Sacks: T. Spikes 1-12, M. Bell 1-8, M. Thompson 0.5-6, T. Tumulty 0.5-6. Interceptions: S. Shade 1-0. Forced Fumbles: T. Tumulty 1. Fumble Recoveries: S. Shade 1-0.

Game 4 Baltimore 31, Bengals 24

Sunday night, Sept. 27, at Ravens Stadium at Camden Yards

The Bengals climbed from an early 21-0 deficit, closing to within 21-17 in the third quarter and 28-24 in the fourth quarter. But a final drive for a tying score fell short when Cincinnati was unable to convert a fourth-and-one play at the Ravens' 32-yard line with 1:46 to play. Rod Woodson broke up Jeff Blake's pass to Carl Pickens to seal the Baltimore win. Pickens had 7 catches for 120 yards and took the all-time franchise lead in receptions (418) and TD receptions (54). Cincinnati's Corey Dillon rushed for 116 yards on 25 carries. But Baltimore's Priest Holmes ran for 173 yards on 27 carries, and QB Eric Zeier completed 15 of 20 passes for 254 yards. Tremain Mack had a 97-yard KO return for a Bengals TD in the third quarter, but Baltimore's Jermaine Lewis answered with an 87-yard punt return for a score. The Bengals fell to 1-3 and Baltimore improved to 2-2.

Cincinnati	0	10	7	7	—	24
Baltimore	14	7	7	3	—	31

TEAM	SCORING PLAY	QTR-LEFT
BAL	P. Holmes 3 run (M. Stover kick)	1-7:36
BAL	P. Holmes 15 run (M. Stover kick)	1-1:45
BAL	J. Lewis 73 pass from E. Zeier (M. Stover kick)	2-12:27
CIN	D. Pelfrey 48 FG	2-4:45
CIN	C. Picketts 1 pass from N. O'Donnell (D. Pelfrey kick)	2-0:17
CIN	T. Mack 97 kickoff return (D. Pelfrey kick)	3-14:43
BAL	J. Lewis 87 punt return (M. Stover kick)	3-8:44
CIN	C. Picketts 67 pass from J. Blake (D. Pelfrey kick)	4-11:18
BAL	M. Stover 46 FG	4-5:15

Missed FG: None.

Attendance: 68,154. Time: 3:07.

	CINCINNATI	BALTIMORE
First downs	19	21
Third down conversions-attempts	4-13	6-11
Total net yards	275	408
Net yards rushing	132	161
Net yards passing	143	227
Pass attempts-completions-interceptions	25-16-0	20-15-0
Sacks against-yards lost	5-46	3-27
Punts-average	5-42.6	3-39.0
Punt returns-yards	0-0	4-115
Kickoff returns-yards	6-189	3-58
Penalties-yards	2-34	10-91
Fumbles-lost	0-0	2-1
Time of possession	29:11	30:49

	BENGALS	ATT	YDS	LG	TD	RAVENS	ATT	YDS	LG	TD
C. Dillon	25	116	14	0		P. Holmes	27	173	47	2
J. Blake	1	9	9	0		J. Graham	2	11	10	0
N. O'Donnell	1	5	5	0		E. Rietz	3	0	1	0
E. Beniemy	2	2	2	0		J. Lewis	1	-1	-1	0
						E. Zeier	2	-2	-1	0
TOTALS	29	132	14	0		TOTALS	35	181	47	2

	BENGALS	ATT	CMP	YDS	TD-I	RAVENS	ATT	CMP	YDS	TD-I
N. O'Donnell	19	13	100	1-0		E. Zeier	20	15	254	1-0
J. Blake	6	3	89	1-0						
TOTALS	25	16	189	2-0		TOTALS	25	15	254	1-0

	BENGALS	NO	YDS	LG	TD	RAVENS	NO	YDS	LG	TD
C. Picketts	7	120	67	2		J. Lewis	4	122	73	1
D. Scott	4	46	20	0		M. Jackson	4	80	40	0
C. Dillon	2	6	6	0		R. Polts	3	23	16	0
T. McGee	1	9	9	0		E. Green	2	24	17	0
B. Milne	1	5	5	0		P. Holmes	2	5	7	0
D. Gibson	1	3	3	0						
TOTALS	16	189	67	2		TOTALS	15	254	73	1

INDIVIDUAL DEFENSE

CINCINNATI — Leading Tackler: T. Spikes 11-0-11. Sacks: C. Simmons 1-11, A. Hawkins 1-9, T. Spikes 1-7. Interceptions: None. Forced Fumbles: A. Hawkins 1, C. Simmons 1. Fumble Recoveries: M. Bankston 1-5.

BALTIMORE — Leading Tackler: J. Sharper 8-2-10. Sacks: M. McCrary 2-15, J. Sharper 1-14, R. Burnett 1-9, J. Jones 1-8. Interceptions: None. Forced Fumbles: None. Fumble Recoveries: None.

Game 5 Bengals 25, Pittsburgh 20

Sunday, Oct. 11, at Cinergy Field

Trailing 20-18 with 1:56 to play, the Bengals drove 93 yards in eight plays for a winning TD that came on QB Neil O'Donnell's 25-yard pass to Carl Pickens with 20 seconds remaining. Pickens set a club record with 13 receptions and had a career-high 204 yards. O'Donnell sparked against his former team, completing 20 of 26 passes for 298 yards, 3 TDs and no INTs. O'Donnell's other two TD passes went to Darnay Scott, for 44 and 30 yards. The Bengals did not lead until the TD pass from O'Donnell to Pickens. Cincinnati went a fifth straight game without fumbling, and suffered no lost fumbles or interceptions for the fourth straight game. The Bengals improved to 2-3 and Pittsburgh fell to 3-2.

Pittsburgh	0	10	7	3	—	20
Cincinnati	0	9	3	13	—	25

TEAM	SCORING PLAY	QTR-LEFT
PIT	N. Johnson 40 FG	2-14:55
PIT	J. Bettis 13 run (N. Johnson kick)	2-8:20
CIN	D. Pelfrey 44 FG	2-4:42
CIN	D. Scott 44 pass from N. O'Donnell (pass failed)	2-0:52
PIT	R. Huntley 9 run (N. Johnson kick)	3-9:41
CIN	D. Pelfrey 48 FG	3-5:39
CIN	D. Scott 30 pass from N. O'Donnell (pass failed)	4-13:38
PIT	N. Johnson 40 FG	4-1:56
CIN	C. Pickens 25 pass from N. O'Donnell (D. Pelfrey kick)	4-0:20

Missed FG: None.

Attendance: 39,979. Time: 3:00.

	PITTSBURGH	CINCINNATI
First downs	20	17
Third down conversions-attempts	8-13	7-14
Total net yards	386	389
Net yards rushing	257	108
Net yards passing	129	281
Pass attempts-completions-interceptions	22-13-0	26-20-0
Sacks against-yards lost	3-22	3-17
Punts-average	2-49.0	4-40.5
Punt returns-yards	1-4	1-4
Kickoff returns-yards	5-109	5-86
Penalties-yards	11-85	5-42
Fumbles-lost	1-1	0-0
Time of possession	34:34	25:26

	RUSHING					BENGALS			
STEELERS	Att	Yds	Lg	TD		Att	Yds	Lg	TD
K. Stewart	7	103	56	0	C. Dillon	23	99	15	0
R. Huntley	20	85	12	1	E. Beniemy	3	5	7	0
J. Bettis	11	55	13	1	N. O'Donnell	1	4	4	0
C. Hawkins	1	14	14	0					
TOTALS	39	257	56	2	TOTALS	27	108	15	0

	PASSING					BENGALS			
STEELERS	Att	Cmp	Yds	TD-I		Att	Cmp	Yds	TD-I
K. Stewart	22	13	151	0-0	N. O'Donnell	26	20	298	3-0
TOTALS	22	13	151	0-0	TOTALS	26	20	298	3-0

	RECEIVING					BENGALS			
STEELERS	No	Yds	Lg	TD		No	Yds	Lg	TD
C. Hawkins	6	75	24	0	C. Pickens	13	204	50	1
W. Blackwell	3	34	17	0	D. Scott	3	29	44	2
C. Johnson	2	19	10	0	E. Beniemy	3	9	6	0
J. Wilman	1	15	15	0	D. Gibson	1	6	6	0
F. McAfee	1	8	8	0					
TOTALS	13	151	24	0	TOTALS	20	298	50	3

INDIVIDUAL DEFENSE

PITTSBURGH — Leading Tackler: D. Washington 10-0-10. Sacks: M. Vrabel 1-10, J. Gildon 1-5, D. Royle 1-2. Interceptions: None. Forced Fumbles: None. Fumble Recoveries: None.

CINCINNATI — Leading Tackler: R. Wilson 7-2-9. Sacks: M. Bankston 1-7, C. Simmons 1-5, J. Langford 0-5-5, R. Wilson 0-5-5. Interceptions: None. Forced Fumbles: J. Francis 1. Fumble Recoveries: G. Myers 1-0.

Game 6 Tennessee 44, Bengals 14

Sunday, Oct. 18, at Vanderbilt Stadium

Cincinnati gave up its most points since a 49-31 loss to Pittsburgh on Nov. 19, 1995. The Oilers gained 515 yards and mounted a 30-0 lead before the Bengals struck back on a 12-yard TD run by Corey Dillon. QB Steve McNair completed 16 of 21 passes for 277 yards for the Oilers, and RB Eddie George gained 107 yards on 25 carries. Dillon had 124 yards for Cincinnati, but got 66 of those on one run after the game was already out of hand. Cincinnati's other TD came on a 76-yard pass from Neil O'Donnell to WR Damon Gibson. The Bengals fell to 2-4 and Tennessee improved to 3-3.

Cincinnati	0	0	7	7	—	14
Tennessee	7	13	17	7	—	44

TEAM	SCORING PLAY	QTR-LEFT
TEN	J. Harris 18 pass from M. Archie (A. Del Greco kick)	1-10:10
TEN	A. Del Greco 35 FG	2-12:48
TEN	S. McNair 1 run (A. Del Greco kick)	2-2:18
TEN	A. Del Greco 38 FG	2-0:03
TEN	A. Del Greco 42 FG	3-10:27
CIN	J. Bowden 12 fumble return (A. Del Greco kick)	3-10:05
CIN	C. Dillon 12 run (D. Pelfrey kick)	3-6:11
TEN	K. Dyson 45 pass from S. McNair (A. Del Greco kick)	3-5:51
CIN	D. Gibson 76 pass from N. O'Donnell (D. Pelfrey kick)	4-12:15
TEN	R. Thomas 1 run (A. Del Greco kick)	4-4:30

Missed FG: None.

Attendance: 33,288. Time: 3:04.

	CINCINNATI					TENNESSEE			
First downs	14	4-12	9-13			25	107	13	0
Third down conversions-attempts	4-12	332	515			11	48	11	1
Total net yards	332	148	171			3	16	8	1
Net yards rushing	148	184	344						
Net yards passing	184	25-13-0	25-20-0						
Pass attempts-completions-interceptions	25-13-0	3-18	1-8						
Sacks against-yards lost	3-18	5-43.4	2-48.5						
Punts-average	5-43.4	1-3	2-26						
Punt returns-yards	1-3	3-66	2-77						
Kickoff returns-yards	3-66	5-40	6-54						
Penalties-yards	5-40	1-1	0-0						
Fumbles-lost	1-1	23:05	36:55						
Time of possession	23:05								

	RUSHING					BENGALS			
BENGALS	Att	Yds	Lg	TD		Att	Yds	Lg	TD
C. Dillon	14	124	66	1	E. George	25	107	13	0
B. Bennett	6	14	6	0	R. Thomas	11	48	11	1
N. O'Donnell	2	5	3	0	S. McNair	3	16	8	1
J. Blake	1	5	5	0					
TOTALS	23	148	66	1	TOTALS	39	171	13	2

	PASSING					BENGALS			
BENGALS	Att	Cmp	Yds	TD-I		Att	Cmp	Yds	TD-I
N. O'Donnell	22	11	192	1-0	S. McNair	21	16	277	1-0
J. Blake	3	2	10	0-0	D. Krieg	3	3	57	0-0
					M. Archie	1	1	18	1-0
TOTALS	25	13	202	1-0	TOTALS	25	20	352	2-0

	RECEIVING					BENGALS			
BENGALS	No	Yds	Lg	TD		No	Yds	Lg	TD
B. Milne	3	16	9	0	I. Byrd	5	53	18	0
C. Pickens	2	51	46	0	F. Wycheck	4	84	38	0
D. Scott	2	29	16	0	K. Dyson	4	82	45	1
E. Beniemy	2	18	11	0	C. Sanders	3	101	46	0
B. Bennett	2	10	6	0	J. Harris	1	18	18	1
D. Gibson	1	76	76	1	M. Roan	1	8	8	0
C. Dillon	1	2	2	0	M. Archie	1	3	3	0
					R. Thomas	1	3	3	0
TOTALS	13	202	76	1	TOTALS	20	352	46	2

INDIVIDUAL DEFENSE

CINCINNATI — Leading Tacklers: S. Shade 9-1-10, T. Spikes 8-2-10. Sacks: S. Shade 1-8. Interceptions: None. Forced Fumbles: None. Fumble Recoveries: None.

TENNESSEE — Leading Tackler: B. Bishop 6-0-6. Sacks: H. Ford 1-8, D. Lewis 1-8, J. Salave'a 1-2. Interceptions: None. Forced Fumbles: D. Lewis 1. Fumble Recoveries: J. Bowden 1-0.

Game 7 Oakland 27, Bengals 10

Sunday, Oct. 25, at Network Associates Coliseum

The Raiders improved to 8-0 against the Bengals in games played in Oakland, outgaining Cincinnati in yards 411-170. The Raiders broke the game open in the last 4:18 of the second quarter, breaking a 7-7 tie with a 39-yard TD pass from Don Hollas to James Jett and a 40-yard fumble recovery run by Lance Johnstone, following a Darrell Russell sack on Neil O'Donnell. Oakland's Napoleon Kaufman rushed for 143 yards on 31 carries, and the Raiders totaled 251 yards rushing. The Bengals fell to 2-5 and the Raiders improved to 5-2.

Cincinnati	0	7	3	0	—	10
Oakland	7	14	3	3	—	27

TEAM	SCORING PLAY	QTR-LEFT
OAK	T. Brown 19 pass from D. Hollas (G. Davis kick)	1-2:21
CIN	C. Dillon 17 pass from N. O'Donnell (D. Pelfrey kick)	2-6:25
OAK	J. Jett 39 pass from D. Hollas (G. Davis kick)	2-4:18
OAK	L. Johnstone 40 fumble return (G. Davis kick)	2-2:07
CIN	D. Pelfrey 51 FG	3-9:08
OAK	G. Davis 22 FG	3-0:36
OAK	G. Davis 48 FG	4-10:04

Missed FG: D. Pelfrey (CIN) 53-WL; G. Davis (OAK) 28-WR, 48-WL.
Attendance: 40,089. Time: 3:04.

	CINCINNATI	OAKLAND
First downs	15	23
Third down conversions-attempts	0-10	7-17
Total net yards	170	411
Net yards rushing	62	251
Net yards passing	108	160
Pass attempts-completions-interceptions	30-17-1	21-9-0
Sacks against-yards lost	6-40	2-13
Punts-average	7-47.5	4-40.8
Punt returns-yards	2-13	3-12
Kickoff returns-yards	3-88	2-42
Penalties-yards	7-70	11-84
Fumbles-lost	2-2	0-0
Time of possession	22:51	37:09

RUSHING									
BENGALS	Att	Yds	Lg	TD	RAIDERS	Att	Yds	Lg	TD
C. Dillon	13	59	16	0	N. Kaufman	31	143	18	0
J. Blake	1	2	0	0	H. Williams	14	63	23	0
B. Bennett	2	1	3	0	D. Hollas	8	45	14	0
TOTALS	16	62	16	0	TOTALS	53	251	23	0

PASSING									
BENGALS	Att	Cmp	Yds	TD-I	RAIDERS	Att	Cmp	Yds	TD-I
N. O'Donnell	26	16	137	1-0	D. Hollas	21	9	173	2-0
J. Blake	4	1	11	0-1					
TOTALS	30	17	148	1-1	TOTALS	21	9	173	2-0

RECEIVING									
BENGALS	No	Yds	Lg	TD	RAIDERS	No	Yds	Lg	TD
T. McGee	3	35	17	0	T. Brown	3	49	21	1
D. Scott	3	29	13	0	H. Williams	2	14	7	0
C. Dillon	3	25	17	1	J. Jett	1	39	39	1
C. Pickens	2	22	20	0	T. Mickens	1	30	30	0
E. Bienenmyer	2	17	9	0	R. Dudley	1	29	29	0
D. Gibson	2	14	7	0	N. Kaufman	1	12	12	0
B. Milne	2	6	11	0					
TOTALS	17	148	20	1	TOTALS	9	173	39	2

INDIVIDUAL DEFENSE
CINCINNATI — Leading Tackler: B. Simmons 11-2-13. Sacks: C. Simmons 2-13. Interceptions: None. Forced Fumbles: None. Fumble Recoveries: None.

OAKLAND — Leading Tackler: A. Lewis 6-1-7. Sacks: D. Russell 2-17, R. Maryland 1-6, R. Harvey 1-7, L. Johnstone 1-4, T. Wooden 1-4. Interceptions: E. Allen 1-22. Forced Fumbles: D. Russell 1. Fumble Recoveries: L. Johnstone 1-40.

Game 8 Denver 33, Bengals 26

Sunday, Nov. 1, at Cinergy Field

Denver QB John Elway ran his record against the Bengals to 7-0, driving the team 53 yards in 5 plays to break a 26-26 tie with 58 seconds remaining on Terrell Davis' 5-yard TD run. The Bengals had wiped out a 26-18 deficit with 2:54 remaining in the game, scoring on a 1-yard pass from Neil O'Donnell to TE Marco Battaglia and a two-point conversion pass from O'Donnell to WR Carl Pickens. O'Donnell threw for 3 TDs and no INTs, and Corey Dillon rushed for 110 yards for the Bengals. Denver's Davis rushed for 149 yards, and Elway completed 15 of 26 passes for 213 yards, 2 TDs and 1 INT. The Bengals fell to 2-6 and the Broncos improved to 8-0.

Denver	3	3	7	20	—	33
Cincinnati	3	9	0	14	—	26

TEAM	SCORING PLAY	QTR-LEFT
CIN	D. Pelfrey 25 FG	1-11:04
DEN	J. Elam 33 FG	1-4:17
CIN	D. Pelfrey 23 FG	2-8:37
DEN	J. Elam 37 FG	2-2:12
CIN	D. Gibson 17 pass from N. O'Donnell (run failed)	2-0:57
DEN	W. Green 17 pass from J. Elway (J. Elam kick)	3-11:20
CIN	J. Hundon 11 pass from N. O'Donnell (pass failed)	4-12:00
DEN	T. Davis 2 run (run failed)	4-7:05
DEN	E. McCaffrey 25 pass from J. Elway (J. Elam kick)	4-5:04
CIN	M. Battaglia 1 pass from N. O'Donnell (N. O'Donnell to C. Pickens pass)	4-2:54
DEN	T. Davis 5 run (J. Elam kick)	4-0:58

Missed FG: D. Pelfrey (CIN) 52-WR.
Attendance: 59,974. Time: 3:14.

	DENVER	CINCINNATI
First downs	20	25
Third down conversions-attempts	5-10	12-20
Total net yards	352	372
Net yards rushing	150	127
Net yards passing	202	245
Pass attempts-completions-interceptions	26-15-1	37-20-0
Sacks against-yards lost	2-11	2-12
Punts-average	3-46.7	3-24.3
Punt returns-yards	1-9	2-5
Kickoff returns-yards	6-161	7-212
Penalties-yards	9-106	6-50
Fumbles-lost	1-0	1-1
Time of possession	27:34	32:26

RUSHING									
BRONCOS	Att	Yds	Lg	TD	BENGALS	Att	Yds	Lg	TD
T. Davis	27	149	18	2	C. Dillon	35	110	27	0
D. Laville	1	2	2	0	D. Gibson	1	9	9	0
J. Elway	1	-1	-1	0	B. Bennett	2	6	4	0
					N. O'Donnell	1	2	2	0
TOTALS	29	150	18	2	TOTALS	39	127	27	0

PASSING									
BRONCOS	Att	Cmp	Yds	TD-I	BENGALS	Att	Cmp	Yds	TD-I
J. Elway	26	15	213	2-1	N. O'Donnell	37	20	257	3-0
TOTALS	26	15	213	2-1	TOTALS	37	20	257	3-0

RECEIVING									
BRONCOS	No	Yds	Lg	TD	BENGALS	No	Yds	Lg	TD
E. McCaffrey	7	133	33	1	C. Pickens	5	65	24	0
S. Sharpe	3	35	17	0	T. McGee	4	73	40	0
D. Smith	2	8	7	0	D. Gibson	3	66	38	1
W. Green	1	17	17	1	J. Hundon	2	20	11	1
R. Smith	1	17	17	0	B. Milne	2	13	12	0
T. Davis	1	3	3	0	M. Battaglia	2	4	3	1
					W. Jackson	1	11	11	0
					C. Dillon	1	5	5	0
TOTALS	15	213	33	2	TOTALS	20	257	40	3

INDIVIDUAL DEFENSE
DENVER — Leading Tacklers: E. Brown 8-0-8, D. Gordon 8-0-8. Sacks: A. Williams 1-8, M. Lofish 1-4. Interceptions: None. Forced Fumbles: None. Fumble Recoveries: B. Romanowski 1-0.
CINCINNATI — Leading Tackler: S. Shade 5-2-7. Sacks: A. Purvis 1-6, M. Bankston 1-5. Interceptions: S. Shade 1-1. Forced Fumbles: A. Hawkins 1. Fumble Recoveries: None.

Game 9 Jacksonville 24, Bengals 11

Sunday, Nov. 8, at ALLTEL Stadium

The Jaguars took advantage of three crucial Cincinnati mistakes to mount a 24-0 halftime lead and held on for the victory. The Jaguars set up an early TD on a 55-yard pass play when Bengals CB Artrell Hawkins fell down, set up another short TD drive when Zack Crockett tipped a Lee Johnson punt, and pushed ahead 24-0 when Joel Smeenge's tackle and forced fumble against Corey Dillon resulted in a 90-yard TD return by Aaron Beasley. The Bengals scored in the second half on Doug Pelfrey's 50-yard field goal and on a 9-yard TD pass from Paul Justin to Damon Gibson. The Bengals fell to 2-7 and Jacksonville improved to 7-2.

Cincinnati	0	0	3	8	—	11
Jacksonville	10	14	0	0	—	24

TEAM	SCORING PLAY	QTR-LEFT
JAX	F. Taylor 1 run (M. Hollis kick)	1-10:13
JAX	M. Hollis 39 FG	1-1:37
JAX	J. Smith 18 pass from M. Brunell (M. Hollis kick)	2-13:11
JAX	A. Beasley 90 fumble return (M. Hollis kick)	2-8:30
CIN	D. Pelfrey 50 FG	3-8:16
CIN	D. Gibson 9 pass from P. Justin (P. Justin run)	4-1:55

Missed FG: None.
Attendance: 67,040. Time: 3:04.

CINCINNATI JACKSONVILLE

First downs	19	14
Third down conversions-attempts	4-16	4-13
Total net yards	318	272
Net yards rushing	118	137
Net yards passing	200	135
Pass attempts-completions-interceptions	40-24-1	21-9-0
Sacks against-yards lost	4-35	2-11
Punts-average	6-41.2	5-46.2
Punt returns-yards	2-6	3-50
Kickoff returns-yards	5-128	2-77
Penalties-yards	4-40	9-59
Fumbles-lost	4-1	1-1
Time of possession	35:50	24:10

RUSHING									
BENGALS	Att	Yds	Lg	TD	JAGUARS	Att	Yds	Lg	TD
C. Dillon	16	76	17	0	F. Taylor	27	118	17	1
B. Bennett	4	12	7	0	M. Brunell	3	20	17	0
E. Baniemi	2	11	9	0	D. Shelton	2	-1	0	0
B. Milne	2	11	8	0					
M. Blair	1	4	4	0					
C. Pickens	1	4	4	0					
N. O'Donnell	1	0	0	0					
TOTALS	27	118	17	0	TOTALS	32	137	17	1

PASSING									
BENGALS	Att	Cmp	Yds	TD-I	JAGUARS	Att	Cmp	Yds	TD-I
N. O'Donnell	30	17	128	0-1	M. Brunell	12	5	111	1-0
P. Justin	10	7	107	1-0	J. Martin	9	4	35	0-0
TOTALS	40	24	235	1-1	TOTALS	21	9	146	1-0

RECEIVING									
BENGALS	No	Yds	Lg	TD	JAGUARS	No	Yds	Lg	TD
C. Dillon	6	27	6	0	J. Smith	4	44	18	1
J. Hudson	4	43	17	0	P. Mitchell	2	21	18	0
C. Pickens	3	30	13	0	A. Whitted	1	55	55	0
E. Baniemi	2	19	14	0	F. Taylor	1	23	23	0
D. Gibson	2	13	9	1	D. Shelton	1	3	3	0
B. Milne	2	8	8	0					
W. Jackson	1	35	35	0					
B. Bennett	1	24	24	0					
T. McGee	1	24	24	0					
M. Blair	1	7	7	0					
M. Battaglia	1	5	5	0					
TOTALS	24	235	35	1	TOTALS	9	146	55	1

INDIVIDUAL DEFENSE

CINCINNATI — Leading Tacklers: M. Bankston 4-2-6, S. Shade 4-2-6, T. Spikes 4-2-6. Sacks: S. Foley 1-8, B. Simmons 1-5. Interceptions: None. Forced Fumbles: R. Wilson 1. Fumble Recoveries: A. Hawkins 1-25.

JACKSONVILLE — Leading Tackler: D. Darius 6-1-7. Sacks: F. Smith 1-13, J. Smeenge 1-9, J. White 1-8, K. Pritchett 1-5. Interceptions: T. Davis 1-0. Forced Fumbles: A. Beasley 1, K. Hardy 1, J. Smeenge 1. Fumble Recoveries: A. Beasley 1-90.

Game 10 Minnesota 24, Bengals 3

Sunday, Nov. 15, at Metrolérome

The Vikings broke open a tight game late in the third quarter, increasing their lead from 7-3 to 14-3 on Dwayne Rudd's 63-yard return of a fumble by QB Neil O'Donnell. O'Donnell's arm was hit while passing by DE John Randle, and officials ruled he had not started a forward throwing motion. The Vikings added a fourth-quarter TD on a 61-yard pass from Randall Cunningham to Randy Moss. The Vikings had taken a 7-0 first quarter lead on Cunningham's 3-yard run. Cincinnati's only score came on a 37-yard field goal in the second quarter by Doug Pelfrey. The Bengals managed only 91 net yards passing, their lowest total of the season. Bengals rookie CB Artrell Hawkins recorded the first interceptions of his NFL career, picking off two Cunningham passes. Cincinnati fell to 2-8 and Minnesota improved to 9-1.

Cincinnati	0	3	0	0	—	3
Minnesota	7	0	7	10	—	24

TEAM	SCORING PLAY	QTR-LEFT
MIN	R. Cunningham 3 run (G. Anderson kick)	1-6:31
CIN	D. Pelfrey 37 FG	2-6:56
MIN	D. Rudd 63 fumble return (G. Anderson kick)	3-3:39
MIN	G. Anderson 32 FG	4-12:48
MIN	R. Moss 61 pass from R. Cunningham (G. Anderson kick)	4-11:26

Missed FG: None.
Attendance: 64,232. Time: 2:50.

CINCINNATI MINNESOTA

First downs	15	16
Third down conversions-attempts	4-14	5-10
Total net yards	194	349
Net yards rushing	103	125
Net yards passing	91	224
Pass attempts-completions-interceptions	27-16-1	22-14-3
Sacks against-yards lost	4-22	2-12
Punts-average	5-40.0	4-55.8
Punt returns-yards	2-30	2-27
Kickoff returns-yards	1-35	2-56
Penalties-yards	2-10	11-105
Fumbles-lost	1-1	0-0
Time of possession	32:22	27:38

RUSHING									
BENGALS	Att	Yds	Lg	TD	VIKINGS	Att	Yds	Lg	TD
C. Dillon	21	65	12	0	R. Smith	18	58	11	0
B. Bennett	7	22	9	0	L. Hoard	7	52	23	0
J. Blake	2	9	8	0	R. Cunningham	2	13	10	1
E. Baniemi	2	7	6	0	D. Palmer	1	4	4	0
C. Pickens	1	0	0	0	J. Fiedler	1	-2	-2	0
N. O'Donnell	1	-1	-1	0					
TOTALS	34	103	12	0	TOTALS	29	125	23	1

TOTALS	34	103	12	0	TOTALS	29	125	23	1
PASSING									
BENGALS	Att	Cmp	Yds	TD-I	VIKINGS	Att	Cmp	Yds	TD-I
N. O'Donnell	17	10	77	0-0	R. Cunningham	20	13	224	1-2
J. Blake	10	6	36	0-1	J. Fiedler	2	1	12	0-1
TOTALS	27	16	113	0-1	TOTALS	22	14	236	1-3

RECEIVING									
BENGALS	No	Yds	Lg	TD	VIKINGS	No	Yds	Lg	TD
D. Scott	4	31	11	0	C. Carler	5	87	27	0
B. Milne	3	29	18	0	R. Moss	4	99	61	1
C. Dillon	3	14	6	0	J. Reed	2	21	12	0
E. Baniemi	2	16	15	0	C. Evans	1	10	10	0
C. Pickens	1	8	8	0	R. Smith	1	10	10	0
M. Battaglia	1	7	7	0	A. Glover	1	9	9	0
D. Gibson	1	5	5	0					
B. Bennett	1	3	3	0					
TOTALS	16	113	18	0	TOTALS	14	236	61	1

INDIVIDUAL DEFENSE

CINCINNATI — Leading Tackler: A. Hawkins 6-0-6. Sacks: R. Wilson 2-12. Interceptions: A. Hawkins 2-21, S. Shade 1-32. Forced Fumbles: None. Fumble Recoveries: None.

MINNESOTA — Leading Tackler: E. McDaniel 11-0-11. Sacks: D. Alexander 2-10, E. McDaniel 1-11, J. Randle 1-1. Interceptions: J. Hitchcock 1-34. Forced Fumbles: J. Randle 1. Fumble Recoveries: D. Rudd 1-63.

Game 11 Baltimore 20, Bengals 13

Sunday, Nov. 22, at Cinergy Field

As they had in their first game against Cincinnati this season, the Ravens bolted to a big lead and held on for victory. Baltimore led 17-3 at halftime, saw that lead fall to 17-13 by the end of the third quarter, but held the Bengals scoreless in the final period. The Ravens put the game away by controlling the ball for the final 8:27. Baltimore's Priest Holmes rushed for 227 yards (on 36 carries), the most yards ever by an opposing back against Cincinnati. In his first start as Bengals QB, Paul Justin completed 18 of 32 passes for 202 yards, no TDs and 2 INTs. The Bengals fell to 2-9 and Baltimore improved to 4-7.

Baltimore	7	10	0	3	—	20
Cincinnati	0	3	10	0	—	13

TEAM	SCORING PLAY	QTR-LEFT
BAL	R. Potts 12 pass from J. Harbaugh (M. Stover kick)	1-9:34
BAL	M. Stover 34 FG	2-12:23
CIN	D. Pelfrey 40 FG	2-6:09
BAL	P. Holmes 1 run (M. Stover kick)	2-0:08
CIN	D. Pelfrey 34 FG	3-10:34
CIN	B. Bennett 2 run (D. Pelfrey kick)	3-2:09
BAL	M. Stover 23 FG	4-13:13

Missed FG: None.

Attendance: 52,571. Time: 2:49.

	BALTIMORE	CINCINNATI
First downs	18	16
Third down conversions-attempts	4-10	5-14
Total net yards	338	242
Net yards rushing	247	58
Net yards passing	91	184
Pass attempts-completions-interceptions	18-9-1	33-19-2
Sacks against-yards lost	1-1	2-20
Punts-average	3-36.0	4-37.8
Punt returns-yards	0-0	0-0
Kickoff returns-yards	4-106	5-89
Penalties-yards	5-25	2-15
Fumbles-lost	2-1	1-0
Time of possession	30:43	29:17

	RUSHING					RUSHING			
RAVENS	Att	Yds	Lg	TD	BENGALS	Att	Yds	Lg	TD
P. Holmes	36	227	56	1	C. Dillon	13	35	7	0
J. Harbaugh	4	20	13	0	B. Bennett	6	12	4	1
R. Potts	1	0	0	0	B. Milne	3	9	5	0
					P. Justin	1	2	2	0

TOTALS	41	247	56	1	TOTALS	23	58	7	1
--------	----	-----	----	---	--------	----	----	---	---

	PASSING					PASSING			
RAVENS	Att	Cmp	Yds	TD-I	BENGALS	Att	Cmp	Yds	TD-I
J. Harbaugh	18	9	92	1-1	P. Justin	32	18	202	0-2
					N. O'Donnell	1	1	2	0-0

TOTALS	18	9	92	1-1	TOTALS	33	19	204	0-2
--------	----	---	----	-----	--------	----	----	-----	-----

	RECEIVING					RECEIVING			
RAVENS	No	Yds	Lg	TD	BENGALS	No	Yds	Lg	TD
J. Lewis	4	48	20	0	C. Pickens	7	95	21	0
E. Green	2	14	8	0	B. Milne	3	14	8	0
M. Jackson	1	18	18	0	T. McGee	2	32	19	0
R. Potts	1	12	12	1	J. Hudson	2	17	9	0
J. Atkins	1	0	0	0	S. Bush	1	18	18	0
					W. Jackson	1	17	17	0
					E. Baniemi	1	8	8	0
					M. Battaglia	1	6	6	0
					B. Bennett	1	3	3	0

TOTALS	9	92	20	1	TOTALS	19	204	21	0
--------	---	----	----	---	--------	----	-----	----	---

INDIVIDUAL DEFENSE

BALTIMORE — Leading Tackler: D. Starks 8-0-8. Sacks: J. Jones 1-11, R. Lewis 1-9. Interceptions: R. Lewis 2-25. Forced Fumbles: None. Fumble Recoveries: None.

CINCINNATI — Leading Tacklers: B. Simmons 8-1-9, M. Bankston 7-2-9. Sacks: M. Bankston 1-1. Interceptions: T. Randolph 1-0. Forced Fumbles: J. Francis 1, B. Simmons 1. Fumble Recoveries: B. Simmons 1-22.

Game 12 Jacksonville 34, Bengals 17

Sunday, Nov. 29, at Cinergy Field

The Jaguars defeated the Bengals in Cincinnati for the first time in four tries as QB Mark Brunell threw for 4 TDs for the first time in his career. Jacksonville jumped to a 17-0 lead by midway through the second quarter, saw the Bengals close to within 20-17 by early in the third quarter, then pulled away for the win with TD drives of 80 and 83 yards. The Bengals outgained the Jaguars 355 yards to 322, but had four giveaways (2 INTs, 2 fumbles) and no takeaways. Cincinnati scored TDs on a 1-yard Brian Milne run in the second quarter and a 7-yard pass from Neil O'Donnell to Tony McGee in the third quarter. Paul Justin started at QB for the second straight game, but he was replaced on a coach's decision by O'Donnell in the second quarter. The Bengals fell to 2-10 and the Jaguars improved to 9-3.

Jacksonville	7	10	10	7	—	34
Cincinnati	0	10	7	0	—	17

TEAM	SCORING PLAY	QTR-LEFT
JAX	J. Smith 21 pass from M. Brunell (M. Hollis kick)	1-3:29
JAX	K. McCardell 8 pass from M. Brunell (M. Hollis kick)	2-12:48
JAX	M. Hollis 23 FG	2-8:37
CIN	B. Milne 1 run (D. Pelfrey kick)	2-3:48
CIN	D. Pelfrey 30 FG	2-0:00
JAX	M. Hollis 47 FG	3-11:45
CIN	T. McGee 7 pass from N. O'Donnell (D. Pelfrey kick)	3-10:03
JAX	K. McCardell 3 pass from M. Brunell (M. Hollis kick)	3-5:05
JAX	D. Jones 1 pass from M. Brunell (M. Hollis kick)	4-10:14

Missed FG: D. Pelfrey (CIN) 42-WR.

Attendance: 55,432. Time: 2:56.

	JACKSONVILLE	CINCINNATI
First downs	16	20
Third down conversions-attempts	7-17	5-15
Total net yards	322	355
Net yards rushing	79	131
Net yards passing	243	224
Pass attempts-completions-interceptions	35-19-0	43-24-2
Sacks against-yards lost	1-1	1-10
Punts-average	6-45.5	4-49.8
Punt returns-yards	3-69	5-49
Kickoff returns-yards	2-26	7-152
Penalties-yards	7-51	3-27
Fumbles-lost	0-0	3-2
Time of possession	29:25	30:35

	RUSHING					RUSHING			
JAGUARS	Att	Yds	Lg	TD	BENGALS	Att	Yds	Lg	TD
G. Jones	13	42	12	0	C. Dillon	16	107	61	0
D. Shelton	8	17	3	0	B. Bennett	4	13	14	0
F. Taylor	6	16	5	0	B. Milne	2	11	10	1
M. Brunell	2	4	2	0	N. O'Donnell	2	0	0	0

TOTALS	29	79	12	0	TOTALS	24	131	61	1
--------	----	----	----	---	--------	----	-----	----	---

	PASSING					PASSING			
JAGUARS	Att	Cmp	Yds	TD-I	BENGALS	Att	Cmp	Yds	TD-I
M. Brunell	35	19	244	4-0	N. O'Donnell	36	20	203	1-1
					P. Justin	7	4	31	0-1

TOTALS	35	19	244	4-0	TOTALS	43	24	234	1-2
--------	----	----	-----	-----	--------	----	----	-----	-----

	RECEIVING					RECEIVING			
JAGUARS	No	Yds	Lg	TD	BENGALS	No	Yds	Lg	TD
J. Smith	7	110	50	1	C. Pickens	5	59	20	0
K. McCardell	7	76	26	2	C. Dillon	4	44	22	0
P. Mitchell	2	39	24	0	D. Scott	4	33	12	0
D. Jones	2	11	10	1	B. Milne	4	8	5	0
D. Shelton	1	8	8	0	T. McGee	3	35	19	1
					D. Gibson	1	28	28	0
					J. Hudson	1	17	17	0
					S. Bush	1	8	8	0
					E. Baniemi	1	2	2	0

TOTALS	19	244	50	4	TOTALS	24	234	28	1
--------	----	-----	----	---	--------	----	-----	----	---

INDIVIDUAL DEFENSE

JACKSONVILLE — Leading Tackler: A. Beasley 6-0-6. Sacks: J. White 1-10. Interceptions: K. Hardy 1-24, C. Hudson 1-2. Forced Fumbles: None. Fumble Recoveries: K. Hardy 1-0.

CINCINNATI — Leading Tacklers: B. Simmons 7-2-9, T. Spikes 7-2-9. Sacks: M. Bankston 0.5-0.5, R. Wilson 0.5-0.5. Interceptions: None. Forced Fumbles: None. Fumble Recoveries: None.

Game 13 Buffalo 33, Bengals 20

Sunday, Dec. 6, at Cinergy Field

The Bengals snapped 3 interceptions for the second time in three games, but QB Doug Flutie and the Bills offense rolled for 448 yards, second-most of the season against Cincinnati. Flutie completed 18 of 30 passes for 319 yards, with TD throws to Eric Moulds of 70 and 30 yards. Moulds had 196 yards on 6 catches, the most yards all season by a receiver against Cincinnati. Bengals starting QB Neil O'Donnell threw second-quarter TD passes of 8 yards to Darnay Scott and 3 yards to Carl Pickens. Bengals HB Corey Dillon went over the 1000-yard rushing mark for the season (1031), and Pickens became the fourth player in Bengals history to top 6000 career receiving yards (6080). The Bengals fell to 2-11 and the Bills improved to 8-5.

Buffalo	10	10	6	7	—	33
Cincinnati	0	13	0	7	—	20

TEAM	SCORING PLAY	QTR-LEFT
BUF	A. Smith 1 run (S. Christie kick)	1-12:44
BUF	S. Christie 20 FG	1-8:48
CIN	D. Scott 8 pass from N. O'Donnell (run failed)	2-14:10
CIN	C. Pickens 3 pass from N. O'Donnell (D. Peltrey kick)	2-9:13
BUF	E. Moulds 70 pass from D. Flutie (S. Christie kick)	2-4:41
BUF	S. Christie 52 FG	2-0:04
BUF	S. Christie 46 FG	3-10:38
BUF	S. Christie 34 FG	3-3:22
BUF	E. Moulds 30 pass from D. Flutie (S. Christie kick)	4-12:12
CIN	C. Dillon 3 run (D. Peltrey kick)	4-1:42

Missed FG: None

Attendance: 54,359 Time: 2:55

	BUFFALO	CINCINNATI
First downs	21	15
Third down conversions-attempts	5-13	3-12
Total net yards	448	234
Net yards rushing	139	58
Net yards passing	309	176
Pass attempts-completions-interceptions	30-18-3	36-22-1
Sacks against-yards lost	2-10	6-38
Punts-average	2-43.5	7-46.0
Punt returns-yards	2-30	0-0
Kickoff returns-yards	3-73	5-112
Penalties-yards	8-38	1-5
Fumbles-lost	0-0	2-0
Time of possession	34:23	25:37

RUSHING									
BILLS	Att	Yds	Lg	TD	BENGALS	Att	Yds	Lg	TD
A. Smith	18	77	28	1	C. Dillon	11	43	9	1
T. Thomas	5	22	11	0	E. Blenimy	2	9	7	0
D. Flutie	5	21	23	0	J. Blake	1	5	5	0
J. Linton	5	17	8	0	B. Milne	1	2	2	0
S. Gash	1	2	2	0	B. Bennett	1	0	0	0
					N. O'Donnell	1	-1	-1	0

TOTALS	34	139	28	1	TOTALS	17	58	9	1
--------	----	-----	----	---	--------	----	----	---	---

PASSING									
BILLS	Att	Cmp	Yds	TD-I	BENGALS	Att	Cmp	Yds	TD-I
D. Flutie	30	18	319	2-3	N. O'Donnell	31	19	168	2-1
					J. Blake	5	3	46	0-0

TOTALS	30	18	319	2-3	TOTALS	36	22	214	2-1
--------	----	----	-----	-----	--------	----	----	-----	-----

RECEIVING									
BILLS	No	Yds	Lg	TD	BENGALS	No	Yds	Lg	TD
A. Reed	7	68	20	0	C. Pickens	8	97	32	1
E. Moulds	5	196	70	2	D. Scott	6	93	32	1
T. Thomas	3	14	5	0	C. Dillon	3	2	5	0
J. Riemersma	1	28	28	0	M. Battaglia	2	9	6	0
K. Williams	1	13	13	0	B. Milne	2	7	5	0
					E. Blenimy	1	6	6	0

TOTALS	18	319	70	2	TOTALS	22	214	32	2
--------	----	-----	----	---	--------	----	-----	----	---

INDIVIDUAL DEFENSE

BUFFALO — Leading Tackler: K. Schultz 8-1-9. Sacks: P. Williams 3-13, M. Wiley 1-10, T. Washington 1-8, S. Rogers 1-7. Interceptions: S. Cowart 1-23. Forced Fumbles: K. Irvin 1, M. Wiley 1. Fumble Recoveries: None.

CINCINNATI — Leading Tacklers: A. Ambrose 7-0-7, R. Wilson 7-0-7. Sacks: R. Wilson 1-6, B. Simmons 1-4. Interceptions: B. Simmons 1-18, A. Ross 1-11, J. Copeland 1-3. Forced Fumbles: None. Fumble Recoveries: None.

Game 14 Indianapolis 39, Bengals 26

Sunday, Dec. 13, at RCA Dome

Colts rookie QB Peyton Manning passed for 210 yards, 3 TDs and no INTs in leading only the second victory by the home team in 10 Cincinnati-Indianapolis meetings. RB Marshall Faulk also excelled for the Colts, rushing for 115 yards and 2 TDs on 26 carries and adding 39 yards on 2 pass receptions. The Bengals gained 378 yards, their most in nine games, but trailed 24-6 at halftime of QB Jeff Blake's first start of the year. Blake's 6-yard TD pass to Carl Pickens closed the gap to 24-12, but the Colts mounted a 39-12 lead before the Bengals added two late TDs. The Bengals fell to 2-12 and the Colts improved to 3-11.

Cincinnati	3	3	6	14	—	26
Indianapolis	10	14	7	8	—	39

TEAM	SCORING PLAY	QTR-LEFT
IND	M. Faulk 16 run (M. Vanderjagt kick)	1-11:11
IND	M. Vanderjagt 50 FG	1-9:16
CIN	D. Peltrey 41 FG	1-1:10
IND	M. Faulk 1 run (M. Vanderjagt kick)	2-11:41
IND	D. Peltrey 26 FG	2-2:41
IND	E. Green 11 pass from P. Manning (M. Vanderjagt kick)	2-0:48
CIN	C. Pickens 6 pass from J. Blake (pass failed)	3-11:01
IND	T. Small 16 pass from P. Manning (M. Vanderjagt kick)	3-6:32
IND	T. Small 16 pass from P. Manning (P. Manning to M. Pollard pass)	4-10:45
CIN	B. Bennett 5 run (D. Peltrey kick)	4-6:19
CIN	S. Williams 19 pass from E. Kresser (D. Peltrey kick)	4-1:17

Missed FG: None

Attendance: 55,179 Time: 3:05

	CINCINNATI	INDIANAPOLIS
First downs	22	21
Third down conversions-attempts	8-16	5-10
Total net yards	378	338
Net yards rushing	155	128
Net yards passing	223	210
Pass attempts-completions-interceptions	33-19-0	26-17-0
Sacks against-yards lost	3-19	0-0
Punts-average	4-51.5	4-53.3
Punt returns-yards	3-23	3-61
Kickoff returns-yards	7-166	5-133
Penalties-yards	9-85	9-70
Fumbles-lost	0-0	0-0
Time of possession	32:18	27:42

RUSHING									
BENGALS	Att	Yds	Lg	TD	COLTS	Att	Yds	Lg	TD
B. Bennett	15	87	17	1	M. Faulk	26	115	24	2
C. Dillon	9	29	14	0	L. Warren	4	14	6	0
J. Blake	2	24	13	0	P. Manning	1	-1	-1	0
E. Blenimy	2	10	8	0					
B. Milne	1	5	5	0					

TOTALS	29	155	17	1	TOTALS	31	128	24	2
--------	----	-----	----	---	--------	----	-----	----	---

PASSING									
BENGALS	Att	Cmp	Yds	TD-I	COLTS	Att	Cmp	Yds	TD-I
J. Blake	29	16	180	1-0	P. Manning	26	17	210	3-0
E. Kresser	4	3	62	1-0					

TOTALS	33	19	242	2-0	TOTALS	26	17	210	3-0
--------	----	----	-----	-----	--------	----	----	-----	-----

RECEIVING									
BENGALS	No	Yds	Lg	TD	COLTS	No	Yds	Lg	TD
D. Scott	6	70	20	0	T. Small	5	57	16	2
C. Pickens	4	18	9	1	J. Pahlon	5	48	17	0
W. Jackson	3	90	47	0	E. Green	4	49	17	0
S. Williams	3	49	19	1	M. Faulk	2	39	23	0
T. McGee	1	8	8	0	K. Dilger	1	17	17	0
D. Gibson	1	6	6	0					
B. Milne	1	1	1	0					

TOTALS	19	242	47	2	TOTALS	17	210	23	3
--------	----	-----	----	---	--------	----	-----	----	---

INDIVIDUAL DEFENSE

CINCINNATI — Leading Tackler: S. Shada 6-2-8. Sacks: None. Interceptions: None. Forced Fumbles: None. Fumble Recoveries: None.

INDIANAPOLIS — Leading Tackler: M. Barber 7-3-10. Sacks: L. Chester 1-8, E. Johnson 1-8, B. Whittington 1-3. Interceptions: None. Forced Fumbles: None. Fumble Recoveries: None.

Game 15 Bengals 25, Pittsburgh 24

Sunday, Dec. 20, at Three Rivers Stadium

Jeff Blake passed for 367 yards, second-most of his career, in leading the Bengals to their first season sweep of Pittsburgh since 1990. Cincinnati's defense allowed only 1 TD, as Pittsburgh scored on a kickoff return and an INT return, and the Bengals allowed opponent-lows for the season of 211 yards and 11 first downs. Sam Shade's 55-yard return of a fumble forced by Reinard Wilson sparked Cincinnati to a 13-0 lead. The Steelers fought back to lead 21-16 midway through the third period, but the Bengals answered in less than 30 seconds with a 61-yard Blake TD strike to Darnay Scott. Cincinnati HB Brandon Bennett set a club record for RBs with 119 receiving yards and totaled 182 yards from scrimmage. The Bengals improved to 3-12 and the Steelers fell to 7-8.

Cincinnati	3	13	5	3	—	25
Pittsburgh	0	7	14	3	—	24

TEAM	SCORING PLAY	QTR-LEFT
CIN	D. Pelfrey 33 FG	1-4:02
CIN	S. Shade 55 fumble return (D. Pelfrey kick)	2-10:08
CIN	D. Pelfrey 37 FG	2-3:06
PIT	C. Lake 15 interception return (N. Johnson kick)	2-1:42
CIN	D. Pelfrey 43 FG	2-0:00
PIT	C. Oldham 54 fumble return (N. Johnson kick)	3-14:05
PIT	J. Bettis 4 run (N. Johnson kick)	3-7:40
CIN	D. Scott 61 pass from J. Blake (run failed)	3-6:46
PIT	N. Johnson 22 FG	4-10:17
CIN	D. Pelfrey 21 FG	4-5:12

Missed FG: D. Pelfrey (CIN), 53-S; 46-WL.
Attendance: 52,017. Time: 3:05.

	CINCINNATI	PITTSBURGH
First downs	23	11
Third down conversions-attempts	6-17	2-12
Total net yards	483	211
Net yards rushing	124	125
Net yards passing	359	86
Pass attempts-completions-interceptions	41-21-1	24-10-1
Sacks against-yards lost	4-20	2-21
Punts-average	3-48.7	8-35.5
Punt returns-yards	2-5	2-24
Kickoff returns-yards	5-78	5-168
Penalties-yards	3-15	5-32
Fumbles-lost	4-1	2-1
Time of possession	35:00	25:00

	BENGALS	ALT	Yds	Lg	TD	STEELERS	ALT	Yds	Lg	TD
B. Bennett	25	63	14	0	J. Bettis	21	104	19	1	
J. Blake	6	49	18	0	H. Ward	1	13	13	0	
E. Beniemy	2	12	9	0	K. Stewart	1	8	8	0	
TOTALS	33	124	18	0	TOTALS	23	125	19	1	

	BENGALS	ALT	Cmp	Yds	TD-1	STEELERS	ALT	Cmp	Yds	TD-1
J. Blake	36	20	367	1-1	K. Stewart	13	5	30	0-0	
P. Justin	4	1	12	0-0	M. Tomczak	11	5	77	0-1	
D. Pelfrey	1	0	0	0-0						
TOTALS	41	21	379	1-1	TOTALS	24	10	107	0-1	

	BENGALS	No	Yds	Lg	TD	STEELERS	No	Yds	Lg	TD
D. Scott	7	152	61	1	C. Johnson	4	58	42	0	
B. Bennett	3	119	55	0	W. Blackwell	3	27	19	0	
C. Pickens	3	35	17	0	H. Ward	1	17	17	0	
S. Williams	3	32	13	0	T. Lester	1	5	5	0	
M. Battaglia	2	10	16	0	C. Fuamatu-					
T. McGee	1	18	18	0	Ma'alala	1	0	0	0	
B. Milne	1	8	8	0						
E. Beniemy	1	5	5	0						
TOTALS	21	379	61	1	TOTALS	10	107	42	0	

INDIVIDUAL DEFENSE

CINCINNATI — Leading Tacklers: A. Ambrose 5-1-6, T. Spikes 4-2-6. Sacks: B. Simmons 1-11, R. Wilson 1-10. Interceptions: A. Hawkins 1-0. Forced Fumbles: R. Wilson 1. Fumble Recoveries: S. Shade 1-55.

PITTSBURGH — Leading Tackler: L. Flowers 9-0-9. Sacks: J. Gilden 2-8, K. Henry 1-7, C. Emmons 1-5. Interceptions: C. Lake 1-15. Forced Fumbles: C. Emmons 1, L. Flowers 1. Fumble Recoveries: None.

Game 16 Tampa Bay 35, Bengals 0

Sunday, Dec. 27, at Cinergy Field

The Bengals suffered their worst-ever shutout loss, as Tampa's victory margin surpassed 34-0 Bengals losses to Oakland in 1968 and Cleveland in 1987. The Bengals had gone 105 consecutive games without suffering a shutout, since a 20-0 loss at Pittsburgh on Oct. 19, 1992. Tampa Bay scored on its first possession, on a 50-yard pass from Trent Diller to Robb Thomas, and the Bucs moved to a 28-0 halftime lead by cashing in for TDs after a muffed Bengals punt snap, a Bengals fumble on a kickoff return and a blocked punt. The Bengals finished the season 3-13, which tied for the worst mark in club history (also in 1991, '93 and '94). The Buccaneers finished 8-8.

Tampa Bay	14	14	0	7	—	35
Cincinnati	0	0	0	0	—	0

TEAM	SCORING PLAY	QTR-LEFT
TB	R. Thomas 50 pass from T. Diller (M. Husted kick)	1-12:29
TB	M. Alstott 1 run (M. Husted kick)	1-2:46
TB	M. Alstott 1 run (M. Husted kick)	2-14:57
TB	R. Anthony 4 pass from T. Diller (M. Husted kick)	2-8:07
TB	M. Alstott 3 run (M. Husted kick)	4-9:20

Missed FG: M. Husted (TB) 16-WR; D. Pelfrey (CIN) 40-WR.
Attendance: 49,826. Time: 2:42.

	TAMPA BAY	CINCINNATI
First downs	22	11
Third down conversions-attempts	9-15	2-10
Total net yards	320	246
Net yards rushing	223	87
Net yards passing	97	159
Pass attempts-completions-interceptions	16-10-1	27-11-2
Sacks against-yards lost	2-14	2-17
Punts-average	4-39.8	4-35.8
Punt returns-yards	0-0	2-16
Kickoff returns-yards	1-12	5-101
Penalties-yards	1-5	5-30
Fumbles-lost	0-0	2-3
Time of possession	36:28	23:32

	BUCS	ALT	Yds	Lg	TD	BENGALS	ALT	Yds	Lg	TD
W. Dunn	19	89	19	0	C. Dillon	14	70	13	0	
M. Alstott	20	69	9	3	B. Bennett	5	13	9	0	
L. Neal	4	25	12	0	B. Milne	1	3	3	0	
T. Diller	2	22	12	0	D. Scott	1	2	2	0	
J. Ellison	6	18	10	0	B. Costello	1	0	0	0	
					E. Kresser	1	-1	-1	0	

TOTALS	51	223	19	3	TOTALS	23	87	13	0	
--------	----	-----	----	---	--------	----	----	----	---	--

	BUCS	ALT	Cmp	Yds	TD-1	BENGALS	ALT	Cmp	Yds	TD-1
T. Diller	16	10	111	2-1	E. Kresser	17	7	102	0-2	
					P. Justin	10	4	74	0-0	

TOTALS	16	10	111	2-1	TOTALS	27	11	176	0-2	
--------	----	----	-----	-----	--------	----	----	-----	-----	--

	BUCS	No	Yds	Lg	TD	BENGALS	No	Yds	Lg	TD
J. Green	3	23	11	0	T. McGee	3	68	35	0	
K. Williams	2	18	10	0	C. Dillon	3	51	41	0	
M. Alstott	2	8	4	0	D. Scott	2	37	24	0	
R. Thomas	1	50	50	1	C. Pickens	2	17	11	0	
W. Dunn	1	8	8	0	B. Milne	1	3	3	0	
R. Anthony	1	4	4	1						
TOTALS	10	111	50	2	TOTALS	11	176	41	0	

INDIVIDUAL DEFENSE

TAMPA BAY — Leading Tackler: R. Barber 7-0-7. Sacks: R. Upshaw 1-9, B. Culpepper 1-8. Interceptions: R. Barber 1-56, C. Mincy 1-5. Forced Fumbles: None. Fumble Recoveries: None.

CINCINNATI — Leading Tackler: T. Spikes 9-2-11. Sacks: C. Simmons 1-8, M. Bankston 1-6. Interceptions: A. Ambrose 1-0. Forced Fumbles: None. Fumble Recoveries: None.

BENGALS 1998 PARTICIPATION CHART

PLAYER	G-S	1 Tenn	2 @Det	3 GB	4 @Balt	5 Pitt	6 @Tenn	7 @Oak
Ambrose, Ashley	15-15	LCB	LCB	LCB	LCB	LCB	LCB	LCB
Anderson, Willie	16-16	RT	RT	RT	RT	RT	RT	RT
Bankston, Michael	16-16	LE	LE	LE	LE	LE	LE	LE
Battaglia, Marco	16-0	P	P	P	P	P	P	P
Bell, Myron	16-1	P	P	P	P	SS	P	P
Bennett, Brandon	14-1	NWT	P	DNP	P	P	P	P
Bieniemy, Eric	16-0	P	P	P	P	P	P	P
Blackman, Ken	8-8	RG	RG	RG	RG	RG	RG	RG
Blackmon, Roosevelt	12-0	NWT	NWT	NWT	NWT	P	P	P
Blair, Michael	2-0	NWT	NWT	NWT	NWT	IL	IL	IL
Blake, Jeff	8-2	DNP	DNP	P	P	DNP	P	P
Braham, Rich	12-12	LG	LG	LG	LG	LG	LG	LG
Britz, Darrick	16-16	C	C	C	C	C	C	C
Brown, Anthony	16-5	P	P	P	P	P	P	P
Brumfield, Scott	0-0	IR	NWT	NWT	NWT	NWT	NWT	NWT
Bush, Steve	12-2	FB	FB	P	P	P	P	P
Carter, Ki-Jana	1-0	P	IR	IR	IR	IR	IR	IR
Clayton, Alonzo	0-0	IR	IR	IR	IR	IR	IR	IR
Copeland, John	5-0	PUP	PUP	PUP	PUP	PUP	PUP	PUP
Costello, Brad	3-0	NWT	NWT	NWT	NWT	NWT	NWT	NWT
Curtis, Canute	5-0	PS	PS	PS	PS	PS	PS	PS
Delligianis, Harry	0-0	PS	PS	PS	NWT	NWT	NWT	NWT
Dillon, Corey	15-15	HB	HB	HB	HB	HB	HB	HB
Doughty, Mika	0-0	PS	PS	PS	PS	PS	PS	PS
Dunn, David	1-0	P	NWT	NWT	NWT	NWT	NWT	NWT
Foley, Steve	10-1	P	P	P	P	P	P	P
Francis, James	14-14	LOLB	LOLB	LOLB	LOLB	LOLB	LOLB	LLB
Gibson, Damon	16-0	P	P	P	P	P	P	P
Goff, Mike	10-5	P	P	P	IL	IL	IL	IL
Granville, Billy	16-0	P	P	P	P	P	P	P
Groce, Cliff	0-0	NWT	NWT	NWT	NWT	NWT	NWT	NWT
Gutierrez, Brock	1-0	NWT	NWT	NWT	NWT	NWT	NWT	NWT
Hawkins, Artrell	16-16	RCB	RCB	RCB	RCB	RCB	RCB	RCB
Hundon, James	9-3	IL	P	IL	IL	P	P	P
Jackson, Willie	8-0	NWT	IL	P	P	IL	IL	IL
Johnson, Lee	13-0	P	P	P	P	P	P	P
Jones, Rod	6-2	DNP	DNP	DNP	DNP	DNP	DNP	P
Justin, Paul	5-3	*IL	*IL	*IL	*IL	*IL	*IL	*IL
Kresser, Eric	2-0	PS	PS	PS	PS	PS	PS	PS
Langford, Jevon	14-1	P	P	P	P	P	P	RDT
Mack, Tremain	12-0	P	P	P	P	P	P	P
Mathias, Ric	3-0	P	P	IL	P	NWT	NWT	NWT
McGee, Tony	16-16	TE	TE	TE	TE	TE	TE	TE
Milne, Brian	14-14	IL	IL	FB	FB	FB	FB	FB
Moore, Kelvin	4-0	NWT	NWT	NWT	PS	PS	PS	PS
Myers, Greg	16-16	FS	FS	FS	FS	FS	FS	FS
O'Donnell, Neil	13-11	QB	QB	QB	QB	QB	QB	QB
Payne, Rod	6-0	IL	IL	IL	DNP	IL	IL	IL
Pelfrey, Doug	16-0	P	P	P	P	P	P	P
Pickens, Carl	16-16	WR	WR	WR	WR	WR	WR	WR
Purvis, Andre	9-0	IL	IL	IL	IL	IL	IL	IL
Randolph, Thomas	16-1	P	P	P	P	P	P	P
Ross, Adrian	14-1	P	P	IL	IL	P	P	P
Rubio, Angel	0-0	NWT	NWT	NWT	IL	NWT	NWT	NWT
Sargent, Kevin	16-16	LT	LT	LT	LT	LT	LT	LT
Sawyer, Corey	3-0	P	P	P	IR	IR	IR	IR
Scott, Darnay	13-13	WR	WR	WR	WR	WR	WR	WR
Shade, Sam	16-15	SS	SS	SS	SS	P	SS	SS
Shaw, Scott	2-0	IL	IL	IL	IL	DNP	DNP	DNP
Simmons, Brian	14-12	IL	IL	P	P	LILB	LILB	MLB
Simmons, Clyde	16-16	RE	RE	RE	RE	RE	RE	RE
Spikes, Takeo	16-16	RILB	RILB	RILB	RILB	RILB	RILB	RLB
Sprotte, Jimmy	5-0	NWT	NWT	NWT	NWT	IL	IL	DNP
Stallings, Ramondo	0-0	IR	IR	IR	IR	NWT	NWT	NWT
Steele, Glen	10-0	P	P	P	P	P	P	P
Terry, Tim	0-0	NWT	NWT	NWT	NWT	NWT	NWT	NWT
Thompson, Mike	10-0	P	P	P	P	P	P	P
Truitt, Greg	11-0	P	P	P	P	P	IL	IL
Tumulty, Tom	4-4	LILB	LILB	LILB	LILB	IR	IR	IR
Vaughn, Damian	0-0	PS	PS	PS	PS	PS	PS	PS
von Oelhoffen, Kimo	16-16	NT	NT	NT	NT	NT	NT	LDT
Williams, Stepfret	5-0	IL	IL	IL	IL	IL	P	IL
Wilson, Reinard	16-15	ROLB	ROLB	ROLB	ROLB	ROLB	ROLB	P
Withrow, Cory	0-0	NWT	NWT	NWT	NWT	NWT	NWT	NWT
Wright, Lawrence	0-0	NWT	NWT	NWT	NWT	NWT	NWT	NWT
Zellers, Ray	0-0	NWT	NWT	NWT	NWT	NWT	NWT	NWT

LEGEND (position abbreviation indicates start): **P** - played; **DNP** - did not play (but on active roster); **IL** - inactive list; **IR** - injured reserve list; **PS** - practice squad; **PUP** - physically unable to perform list; **IPSP** - injured practice squad player; **ELS** - exempt/left squad list; **RLS** - reserve/left squad list; **NWT** - not with team; * - designated third quarterback

PLAYER	8 Den	9 @Jax	10 @Min	11 Balt	12 Jax	13 Buf	14 @Ind	15 @Pitt	16 TB
Ambrose	LCB	LCB	LCB	IL	LCB	LCB	LCB	LCB	LCB
Anderson	RT	RT	RT	RT	RT	RT	RT	RT	RT
Bankston	LE	LE	LE	LE	LE	LE	LE	LE	LE
Battaglia	P	P	P	P	P	P	P	P	P
Bell	P	P	P	P	P	P	P	P	P
Bennett	P	P	P	P	P	P	P	HB	P
Bieniemy	P	P	P	P	P	P	P	P	P
Blackman	RG	IR	IR	IR	IR	IR	IR	IR	IR
Blackmon	P	P	P	P	P	P	P	P	P
Blair	P	P	NWT	NWT	NWT	NWT	NWT	NWT	NWT
Blake	DNP	DNP	P	*IL	*IL	P	QB	QB	IR
Braham	LG	LG	LG	LG	LG	IR	IR	IR	IR
Brilz	C	C	C	C	C	C	C	C	C
Brown	P	RG	RG	RG	P	P	P	LG	LG
Brumfield	NWT	NWT	NWT	NWT	NWT	NWT	NWT	NWT	NWT
Bush	P	P	P	P	P	IL	IL	IL	IL
Carter	IR	IR	IR	IR	IR	IR	IR	IR	IR
Clayton	IR	IR	IR	IR	IR	IR	IR	IR	IR
Copeland	PUP	PUP	PUP	IL	P	P	P	P	P
Costello	NWT	NWT	PS	PS	PS	PS	P	P	P
Curtis	PS	PS	P	P	P	P	P	IL	IL
Deligianis	NWT	NWT	NWT	NWT	NWT	NWT	NWT	NWT	NWT
Dillon	HB	HB	HB	HB	HB	HB	HB	IL	HB
Doughty	PS	IPSP	IPSP	IPSP	IPSP	IPSP	IPSP	IPSP	IPSP
Dunn	NWT	NWT	NWT	NWT	NWT	NWT	NWT	NWT	NWT
Foley	IL	LOLB	IL	IL	IL	IL	IL	P	P
Francis	LOLB	IL	IL	LOLB	LOLB	LOLB	LOLB	LOLB	LOLB
Gibson	P	P	P	P	P	P	P	P	P
Goff	IL	IL	P	P	RG	RG	RG	RG	RG
Granville	P	P	P	P	P	P	P	P	P
Groce	NWT	NWT	NWT	NWT	NWT	NWT	NWT	NWT	IL
Gutierrez	NWT	IL	IL	NWT	NWT	NWT	NWT	P	IL
Hawkins	RCB	RCB	RCB	RCB	RCB	RCB	RCB	RCB	RCB
Hundon	WR	WR	P	WR	P	IL	IL	IL	IL
Jackson	P	P	DNP	P	IL	IL	P	P	P
Johnson	P	P	P	P	P	P	NWT	NWT	NWT
Jones	P	DNP	DNP	P	P	LG	LG	IL	DNP
Justin	*IL	*P	*IL	QB	QB	*IL	DNP	P	QB
Kresser	PS	PS	PS	PS	PS	IL	*P	*IL	P
Langford	P	P	P	P	P	IL	IL	P	P
Mack	P	P	P	P	P	ELS	ELS	ELS	RLS
Mathias	NWT	PS	PS	PS	PS	PS	PS	PS	PS
McGee	TE	TE	TE	TE	TE	TE	TE	TE	TE
Milne	FB	FB	FB	FB	FB	FB	FB	FB	FB
Moore	PS	PS	PS	PS	PS	P	P	P	P
Myers	FS	FS	FS	FS	FS	FS	FS	FS	FS
O'Donnell	QB	QB	QB	P	P	QB	IR	IR	IR
Payne	IL	P	IL	DNP	P	P	P	P	P
Pelfrey	P	P	P	P	P	P	P	P	P
Pickens	WR	WR	WR	WR	WR	WR	WR	WR	WR
Purvis	P	P	P	P	P	P	P	P	P
Randolph	P	P	P	LCB	P	P	P	P	P
Ross	P	P	LOLB	P	P	P	P	P	P
Rubio	NWT	NWT	NWT	NWT	NWT	NWT	NWT	NWT	NWT
Sargent	LT	LT	LT	LT	LT	LT	LT	LT	LT
Sawyer	IR	IR	IR	IR	IR	IR	IR	IR	IR
Scott	IL	IL	WR	IL	WR	WR	WR	WR	WR
Shade	SS	SS	SS	SS	SS	SS	SS	SS	SS
Shaw	P	DNP	DNP	IL	DNP	P	DNP	DNP	DNP
Simmons, Brian	LILB	LILB	LILB	LILB	LILB	LILB	LILB	LILB	LILB
Simmons, Clyde	RE	RE	RE	RE	RE	RE	RE	RE	RE
Spikes	RILB	RILB	RILB	RILB	RILB	RILB	RILB	RILB	RILB
Sprotte	P	P	P	P	IL	P	IL	IL	IL
Stallings	NWT	NWT	NWT	NWT	NWT	NWT	NWT	NWT	NWT
Steele	P	IL	IL	IL	IL	P	P	IR	IR
Terry	NWT	NWT	NWT	NWT	NWT	NWT	NWT	PS	PS
Thompson	IL	P	P	P	IL	IL	IL	IL	IL
Truitt	IL	IL	IL	P	P	P	P	P	P
Tumulty	IR	IR	IR	IR	IR	IR	IR	IR	IR
Vaughn	PS	PS	PS	PS	PS	PS	PS	PS	PS
von Oelhoffen	NT	NT	NT	NT	NT	NT	NT	NT	NT
Williams	IL	IL	IL	IL	IL	P	P	P	P
Wilson	ROLB	ROLB	ROLB	ROLB	ROLB	ROLB	ROLB	ROLB	ROLB
Withrow	NWT	NWT	NWT	NWT	NWT	NWT	NWT	PS	PS
Wright	NWT	NWT	NWT	NWT	NWT	NWT	NWT	PS	PS
Zellars	NWT	NWT	NWT	NWT	NWT	NWT	IL	DNP	IL

BENGALS DAILY LOG

1998

- July 7: Signed QB **Neil O'Donnell** (FA) to 4-year contract.
- July 8: Waived QB **Chad May**.
- July 14: Signed DL **Glen Steele** (D4) to 4-year contract; placed DE **Ray Seals** on Reserve/Retired list.
- July 19: Signed LB **Steve Foley** (D3a) to 4-year contract.
- July 20: Signed G **Mike Goff** (D3b) to 4-year contract; placed DE **John Copeland** on Reserve/Physically Unable to Perform list; placed G **Ken Blackman** on Active/Non-Football Injury list.
- July 21: Waived G **Joel Davis**.
- July 25: Signed LB **Takeo Spikes** (D1a) to 5-year contract; waived LB **Erik Storz**.
- July 27: Signed LB **Brian Simmons** (D1b) to 5-year contract.
- July 29: Placed NT **Adrian Luster** on Reserve/Left Squad list.
- Aug. 3: Removed G **Ken Blackman** from Active/Non-Football Injury list and added him to active training camp roster; waived DB **Jason Moore** and FB **Buddy Rodgers**; placed WR **Alonzo Clayton** on Injured Reserve (torn ACL).
- Aug. 10: Waived WR **Daryle Heidelberg**.
- Aug. 13: Terminated contract of LB **Jerry Olsavsky** (injury settlement).
- Aug. 14: Signed T **Kevin Sargent** to 3-year contract extension, through 2001.
- Aug. 19: Waived FB **Ty Douthard**, S **Cory Gilliard** (injury settlement), DE **Jeff Leonard**, T **Derrick LeVake**, LB **Tim Terry** and WR **Jason Tucker** (injury settlement).
- Aug. 21: Terminated contract of LB **Steve Tovar**; waived S **Lawrence Wright** (injury settlement).
- Aug. 25: Terminated contract of CB **Jimmy Spencer**; waived P **Brad Costello**, WR **Mike Jenkins**, FS **Kelvin Moore** and FB **Marcus Parker**; placed DE **John Copeland** on Reserve/Physically Unable to Perform list; placed DE **Ramondo Stallings** on Injured Reserve (hamstring); signed LS **Greg Truitt** to 1-year contract extension, through 1999.
- Aug. 26: Acquired DE **Harry Delagianis** on waivers from Jacksonville; waived K **Jay Kirchoff**.
- Aug. 30: Signed G **Scott Shaw** (FA) to 2-year contract; Placed G **Scott Brumfield** on Injured Reserve (knee); waived HB **Brandon Bennett**, LB **Canute Curtis**, DE **Harry Delagianis**, T **Mike Doughty**, G-C **Brock Gutierrez**, QB **Eric Kresser** and TE **Damian Vaughn**.
- Aug. 31: Signed five players to practice squad: LB **Canute Curtis**, DL **Harry Delagianis**, T **Mike Doughty**, QB **Eric Kresser** and TE **Damian Vaughn**.
- Sept. 2: Acquired WR **Stepfret Williams** on waivers from Dallas; waived WR **Chris Doering**.
- Sept. 7: Signed HB **Brandon Bennett** (FA) to 2-year contract; placed HB **Ki-Jana Carter** on Injured Reserve (broken wrist); released G **Scott Brumfield** from injured reserve (injury settlement).
- Sept. 9: Waived WR **David Dunn**.
- Sept. 10: Signed WR **Willie Jackson** (FA) to 2-year contract.
- Sept. 23: Placed CB **Corey Sawyer** on Injured Reserve (knee); acquired NT **Angel Rubio** on waivers from San Francisco.
- Sept. 24: Signed S **Kelvin Moore** to practice squad; released DE **Harry Delagianis** from practice squad.
- Sept. 30: Acquired RB **Michael Blair** on waivers from Green Bay; waived NT **Angel Rubio**.
- Oct. 1: Acquired CB **Roosevelt Blackmon** on waivers from Green Bay; waived CB **Ric Mathias**; signed LB **Jimmy Sprotte** (FA) from Tennessee practice squad to a 2-year contract; placed LB **Tom Tumulty** on Injured Reserve (torn ACL and MCL).
- Oct. 7: Terminated contract of DE **Ramondo Stallings**.
- Nov. 3: Placed G **Ken Blackman** on Injured Reserve (knee).
- Nov. 4: Signed G-C **Brock Gutierrez** (FA).
- Nov. 5: Signed CB **Ric Mathias** to practice squad; designated T **Mike Doughty** as an Injured Practice Squad Player.
- Nov. 10: Signed LB **Canute Curtis** from Bengals practice squad

- to 53-player roster to 2-year contract; waived FB **Michael Blair**.
- Nov. 11: Signed P **Brad Costello** to practice squad.
- Nov. 17: Activated DE **John Copeland** from Physically Unable to Perform list; waived G-C **Brock Gutierrez**.
- Dec. 3: Placed FS-KR **Tremain Mack** on the Exempt/Left Squad list; Placed G **Rich Braham** on Injured Reserve (knee); signed QB **Eric Kresser** and FS **Kelvin Moore** from Bengals practice squad to 53-player roster, each to a 2-year contract.
- Dec. 7: Terminated contract of P **Lee Johnson**; signed P **Brad Costello** from Bengals practice squad to 53-player roster to a 2-year contract.
- Dec. 9: Acquired FB **Ray Zellars** on waivers from New Orleans; placed QB **Neil O'Donnell** on Injured Reserve (hand); renegotiated contract of P **Brad Costello** from 2 years to 3 years.
- Dec. 15: Signed G-C **Brock Gutierrez** (FA) from Jacksonville practice squad to a 2-year contract; placed DL **Glen Steele** on Injured Reserve (ankle).
- Dec. 16: Signed LB **Tim Terry** and S **Lawrence Wright** to practice squad.
- Dec. 18: Signed G **Cory Withrow** to practice squad.
- Dec. 23: Placed FS-KR **Tremain Mack** on Reserve/Left Squad list.
- Dec. 24: Acquired FB **Cliff Groce** on waivers from New England; placed QB **Jeff Blake** on Injured Reserve (wrist).
- Dec. 29: Signed 3 practice squad players to 2-year contracts: LB **Tim Terry**, TE **Damian Vaughn** and SS **Lawrence Wright**.

1999

- Jan. 5: Signed G **Cory Withrow** of Bengals practice squad to 2-year contract.
- Jan. 6: Signed CB **Ric Mathias** of Bengals practice squad to 2-year contract.
- Jan. 15: Submitted list of five available players for Expansion Draft to stock the new Cleveland franchise: LB **James Francis**, WR **Damon Gibson**, NT **Mike Thompson**, LS **Greg Truitt** and LB **Tom Tumulty**.
- Jan. 27: Signed CB **Rodney Heath** (FA) to 2-year contract.
- Feb. 2: TE coach **Bob Wylie** signed with Chicago as OL coach.
- Feb. 4: Signed T **Mike Doughty** of Bengals Injured Practice Squad Player list to 2-year contract.
- Feb. 8: Signed **Frank Verducci** as tight ends coach; applied Franchise Player designation to free agent WR **Carl Pickens**.
- Feb. 9: WR **Damon Gibson** and NT **Mike Thompson** were selected by Cleveland Browns in expansion draft; offensive staff assistant coach **John Garrett** signed with Arizona Cardinals as quarterbacks/quality control coach.
- Feb. 11: Signed LB **Tom Tumulty** (RFA-Cincinnati) to a 2-year contract.
- Feb. 17: DE **Clyde Simmons** (UFA-Cincinnati) signed with Chicago Bears.
- Feb. 18: SS **Sam Shade** (UFA-Cincinnati) signed with Washington Redskins.
- Feb. 20: Signed **Steve Mooshagian** as wide receivers coach.
- March 8: Signed NT **Oliver Gibson** (UFA-Pittsburgh) to a 3-year contract.
- March 23: Signed FB **Cliff Groce** (Bengals held exclusive rights) to a 3-year contract.
- March 31: Signed WR **James Hunton** (Bengals held exclusive rights) to a 1-year contract.
- April 2: Signed G **Brian DeMarco** (UFA-Jacksonville) to a 3-year contract.
- April 7: Signed WR **Tommie Boyd** (FA) to a 2-year contract.
- April 15: Signed G **Rod Jones** (RFA-Cincinnati) and WR **Stepfret Williams** (RFA-Cincinnati), each to a 1-year contract; waived G-LS **Cory Withrow**.
- April 19: Terminated contract of QB **Neil O'Donnell**.
- April 20: Terminated contract of QB **Paul Justin**.
- April 22: Signed LB **Billy Granville** (Bengals held exclusive rights) to 1-year contract; signed WR **Jason Shelley**

(FA) and CB **Marcus Parks** (CFA) to 2-year contracts; signed FB **Anthony Cleary** (CFA), G **Brian Hanley** (CFA), LB **Ben Peterson** (CFA), K **Derek Schorejs** (FA) and C **Brian Uhl** to 3-year contracts; G-T **Anthony Brown** (UFA-Cincinnati) signed with Pittsburgh Steelers.

April 27: Signed NT **Marcus Dow** (CFA) and WR **Geoff Noisy** (CFA) to 2-year contracts; signed WR **Greg Ainsworth** (CFA), LB **Louis Hampton** (CFA), WR **Quincy Jackson** (CFA), TE **John Jennings** (CFA), G-LG **Greg Krause** (CFA), WR **Terry Murphy** (CFA) and NT **Chad Pegues** (CFA) to 3-year contracts; waived WR **Alonzo Clayton**.

April 28: Signed RB **Michael Basnight** (CFA) to a 3-year contract.

May 3: Waived G **Brian Hanley** (failed physical).

May 4: Re-signed G **Ken Blackman** (RFA-Cincinnati) to a one-year contract.

May 5: Re-signed TE **Steve Bush** (Bengals held exclusive rights) to a 1-year contract.

May 6: Re-signed S **Greg Myers** (RFA-Cincinnati) to a 1-year contract; signed G **Tony Coats** (D7a) to a 3-year contract.

May 7: RB **Eric Bienenmy** (UFA-Cin) signed with Phila. Eagles.

May 10: Re-signed CB **Corey Sawyer** (UFA-Cincinnati) to a 3-year contract.

May 12: Signed S **Cory Hall** (D3) to a 3-year contract.

May 19: Signed FB **Nick Williams** (D5) to a 3-year contract.

May 20: Re-signed FB **Brian Milne** (RFA-Cincinnati) to a 1-year contract; waived WR **Jason Shelley**.

May 25: Re-signed TE **Marco Battaglia** (RFA-Cincinnati) to a 3-year contract, and re-signed DE **Jevon Langford** (RFA-Cincinnati) to a 1-year contract.

June 1: Waived LB **Louis Hampton**.

June 3: Waived HB **Brandon Bennett**.

June 7: Signed HB **Phillip Moore** (CFA) to a 2-year contract; reinstated CB-FS **Tremain Mack** from Reserve/Left Squad list to active roster.

June 14: Signed QB **Scott Covington** (D7b) to a 3-year contract; placed HB **Brandon Bennett** on Reserve/Non-Football Injury list.

June 16: Signed DE **Donald Broomfield** (D7c) to a 3-year contract.

June 17: Waived TE **John Jennings**.

June 22: Signed G **Matt O'Dwyer** (UFA-N.Y. Jets) to a 2-year contract.

June 23: Signed NT **Kelly Gregg** (D6) to a 3-year contract.

June 24: Signed CB-FS **Tremain Mack** to a new 2-year contract through 2000 season.

June 25: Acquired FB **Nicky Suaalua** on waivers from Dallas.

June 28: Waived FB **Anthony Cleary**.

July 9: Signed G **Rob Murphy** (CFA).

BENGALS 1998 BEST PERFORMANCES

RUSHING YARDS

124 — Corey Dillon, Oct. 18 at Tennessee
116 — Corey Dillon, Sept. 27 at Baltimore
110 — Corey Dillon, Nov. 1 vs. Denver

RUSHING ATTEMPTS

35 — Corey Dillon, Nov. 1 vs. Denver
25 — Corey Dillon, Sept. 27 at Baltimore
23 — Corey Dillon, Oct. 11 vs. Pittsburgh

LONGEST RUSHES

66 — Corey Dillon, Oct. 18 at Tennessee
61 — Corey Dillon, Nov. 29 vs. Jacksonville
27 — Corey Dillon, Nov. 1 vs. Denver

RECEPTIONS

13 — Carl Pickens, Oct. 11 vs. Pittsburgh
9 — Carl Pickens, Sept. 13 at Detroit
8 — Carl Pickens, Dec. 6 vs. Buffalo

RECEIVING YARDS

204 — Carl Pickens, Oct. 11 vs. Pittsburgh
152 — Darnay Scott, Dec. 20 at Pittsburgh
130 — Darnay Scott, Sept. 13 at Detroit

PASSING YARDS

367 — Jeff Blake, Dec. 20 at Pittsburgh
303 — Neil O'Donnell, Sept. 13 at Detroit
298 — Neil O'Donnell, Oct. 11 vs. Pittsburgh

PASS ATTEMPTS

37 — Neil O'Donnell, Nov. 1 vs. Denver
36 — Neil O'Donnell, Sept. 13 at Detroit
36 — Neil O'Donnell, Nov. 29 vs. Jacksonville
36 — Jeff Blake, Dec. 20 at Pittsburgh

PASS COMPLETIONS

25 — Neil O'Donnell, Sept. 13 at Detroit
24 — Neil O'Donnell, Sept. 20 vs. Tennessee
20 — O'Donnell three times; Jeff Blake once

LONGEST PASSES

76 — O'Donnell-to-Gibson, Oct. 18 at Tennessee (TD)
70 — O'Donnell-to-Scott, Sept. 13 at Detroit (TD)
67 — Blake-to-Pickens, Sept. 27 at Baltimore (TD)

YARDS FROM SCRIMMAGE

204 — Carl Pickens, Oct. 11 vs. Pittsburgh
182 — Brandon Bennett, Dec. 20 at Pittsburgh
152 — Darnay Scott, Dec. 20 at Pittsburgh

LONGEST KICKOFF RETURN

97 — Tremain Mack, Sept. 27 at Baltimore (TD)
61 — Tremain Mack, Nov. 1 vs. Denver
54 — Tremain Mack, Oct. 25 at Oakland

LONGEST PUNT RETURN

65 — Damon Gibson, Sept. 13 at Detroit (TD)
17 — Damon Gibson, Nov. 15 at Minnesota
15 — Damon Gibson, Nov. 29 vs. Jacksonville

TOTAL TACKLES

13 — Brian Simmons, Oct. 25 at Oakland
11 — Takeo Spikes, Sept. 27 at Baltimore
11 — Takeo Spikes, Dec. 27 vs. Tampa Bay

SOLO TACKLES

11 — Brian Simmons, Oct. 25 at Oakland
11 — Takeo Spikes, Sept. 27 at Baltimore
10 — Tom Turnulty, Sept. 20 vs. Green Bay

BENGALS 1998 NFL RANKINGS

SCORING: Bengals points scored ranked 27th (16.8); Bengals points allowed ranked 30th (28.3)

TOTAL YARDS: Bengals offense ranked 17th (301.5); Bengals defense ranked 28th (360.2)

RUSHING: Bengals offense ranked 19th (102.4); Bengals defense ranked 30th (163.3)

PASSING: Bengals offense ranked 17th (199.1); Bengals defense ranked 12th (196.9)

TURNOVER DIFFERENTIAL: Bengals ranked tied for 17th (minus-2)

BENGALS 1998 STARTING LINEUPS

OFFENSE

GAME	WR	LT	LG	C	RG	RT	TE	WR	QB	HB	FB
Tenn.	Pickens	Sargent	Braham	Brizl	Blackman	Anderson	McGee	Scott	O'Donnell	Dillon	Bush
@Del.	Pickens	Sargent	Braham	Brizl	Blackman	Anderson	McGee	Scott	O'Donnell	Dillon	Bush
G.B.	Pickens	Sargent	Braham	Brizl	Blackman	Anderson	McGee	Scott	O'Donnell	Dillon	Milne
@Ball.	Pickens	Sargent	Braham	Brizl	Blackman	Anderson	McGee	Scott	O'Donnell	Dillon	Milne
Pitt.	Pickens	Sargent	Braham	Brizl	Blackman	Anderson	McGee	Scott	O'Donnell	Dillon	Milne
@Tenn.	Pickens	Sargent	Braham	Brizl	Blackman	Anderson	McGee	Scott	O'Donnell	Dillon	Milne
@Oak.	Pickens	Sargent	Braham	Brizl	Blackman	Anderson	McGee	Scott	O'Donnell	Dillon	Milne
Den.	Pickens	Sargent	Braham	Brizl	Blackman	Anderson	McGee	Hundon	O'Donnell	Dillon	Milne
@Jax.	Pickens	Sargent	Braham	Brizl	Brown	Anderson	McGee	Hundon	O'Donnell	Dillon	Milne
@Minn.	Pickens	Sargent	Braham	Brizl	Brown	Anderson	McGee	Scott	O'Donnell	Dillon	Milne
Ball.	Pickens	Sargent	Braham	Brizl	Brown	Anderson	McGee	Hundon	Justin	Dillon	Milne
Jax.	Pickens	Sargent	Braham	Brizl	Goff	Anderson	McGee	Hundon	Justin	Dillon	Milne
Buff.	Pickens	Sargent	Jones	Brizl	Goff	Anderson	McGee	Scott	O'Donnell	Dillon	Milne
@Ind.	Pickens	Sargent	Jones	Brizl	Goff	Anderson	McGee	Scott	Blake	Dillon	Milne
@Pitt.	Pickens	Sargent	Brown	Brizl	Goff	Anderson	McGee	Scott	Blake	Bennett	Milne
T.B.	Pickens	Sargent	Brown	Brizl	Goff	Anderson	McGee	Scott	Justin	Dillon	Milne

DEFENSE

Games 1-6, 8-16 (3-4 defensive alignment)

GAME	LE	NT	RE	LOLB	LILB	RILB	ROLB	LCB	RCB	SS	FS
Tenn.	Bankston	von Oelhoffen	C. Simmons	Francis	Tumulty	Spikes	Wilson	Ambrose	Hawkins	Shade	Myers
@Del.	Bankston	von Oelhoffen	C. Simmons	Francis	Tumulty	Spikes	Wilson	Ambrose	Hawkins	Shade	Myers
G.B.	Bankston	von Oelhoffen	C. Simmons	Francis	Tumulty	Spikes	Wilson	Ambrose	Hawkins	Shade	Myers
@Ball.	Bankston	von Oelhoffen	C. Simmons	Francis	Tumulty	Spikes	Wilson	Ambrose	Hawkins	Shade	Myers
Pitt.	Bankston	von Oelhoffen	C. Simmons	Francis	B. Simmons	Spikes	Wilson	Ambrose	Hawkins	Bell	Myers
@Tenn.	Bankston	von Oelhoffen	C. Simmons	Francis	B. Simmons	Spikes	Wilson	Ambrose	Hawkins	Shade	Myers
@Oak.	(see below)										
Den.	Bankston	von Oelhoffen	C. Simmons	Francis	B. Simmons	Spikes	Wilson	Ambrose	Hawkins	Shade	Myers
@Jax.	Bankston	von Oelhoffen	C. Simmons	Foley	B. Simmons	Spikes	Wilson	Ambrose	Hawkins	Shade	Myers
@Minn.	Bankston	von Oelhoffen	C. Simmons	Ross	B. Simmons	Spikes	Wilson	Ambrose	Hawkins	Shade	Myers
Ball.	Bankston	von Oelhoffen	C. Simmons	Francis	B. Simmons	Spikes	Wilson	Randolph	Hawkins	Shade	Myers
Jax.	Bankston	von Oelhoffen	C. Simmons	Francis	B. Simmons	Spikes	Wilson	Ambrose	Hawkins	Shade	Myers
Buff.	Bankston	von Oelhoffen	C. Simmons	Francis	B. Simmons	Spikes	Wilson	Ambrose	Hawkins	Shade	Myers
@Ind.	Bankston	von Oelhoffen	C. Simmons	Francis	B. Simmons	Spikes	Wilson	Ambrose	Hawkins	Shade	Myers
@Pitt.	Bankston	von Oelhoffen	C. Simmons	Francis	B. Simmons	Spikes	Wilson	Ambrose	Hawkins	Shade	Myers
T.B.	Bankston	von Oelhoffen	C. Simmons	Francis	B. Simmons	Spikes	Wilson	Ambrose	Hawkins	Shade	Myers

Game 7 (4-3 defensive alignment)

GAME	LE	LDT	RDT	RE	LLB	MLB	RLB	LCB	RCB	SS	FS
@Oak.	Bankston	von Oelhoffen	Langford	C. Simmons	Francis	B. Simmons	Spikes	Ambrose	Hawkins	Shade	Myers

IN 1998, THE BENGALS WERE...

- | | |
|--|--|
| 1-7 at home | 2-4 with plus turnover differential |
| 2-6 on the road | 1-3 with even turnover differential |
| 2-2 when scoring first | 0-6 with minus turnover differential |
| 1-11 when opp. scores first | 3-0 when passing for 250 net yards |
| 1-1 when leading at halftime | 0-3 when opp. passes for 250 net yards |
| 1-0 when tied at halftime | 3-4 when scoring 20 or more |
| 1-12 when trailing at halftime | 3-12 when opp. scores 20-or more |
| 1-0 when leading after three quarters | 2-11 when game is outdoors |
| 1-0 when tied after three quarters | 1-2 when game is in a dome |
| 1-13 when trailing after three quarters | 3-10 on artificial turf |
| 3-8 when rushing for 100 net yards | 0-3 on natural grass |
| 0-3 when opp. rushes for less than 100 net yards | 3-10 with fewer penalty yards |

BENGALS 1998 PRESEASON STATISTICS

WON 1, LOST 3

Date	W/L	Score	Opponent	Alt.
Aug. 8	L	17-24	at NY Giants	51,312
Aug. 17	L	27-30	Indianapolis	41,076
Aug. 22	W	33-19	Detroit	42,725
Aug. 28	L	0-17	at Atlanta	26,269

TEAM STATISTICS		Bengals	Opponents
TOTAL FIRST DOWNS		66	90
Rushing		22	38
Passing		35	48
Penalty		9	4
3rd Down: Made-Alt		21-49	29-62
3rd Down Pct.		42.9	46.8
4th Down: Made-Alt		0-2	3-3
4th Down Pct.		0.0	100.0
POSSESSION AVG.		25.04	34.56
TOTAL NET YARDS		1096	1427
Avg. Per Game		274.0	356.8
Total Plays		215	283
Avg. Per Play		5.1	5.0
NET YARDS RUSHING		395	708
Avg. Per Game		98.8	177.0
Total Rushes		106	145
NET YARDS PASSING		701	719
Avg. Per Game		175.3	179.8
Sacked-Yards Lost		3-14	14-74
Gross Yards		715	793
Alt.-Completions		106-60	124-65
Completion Pct.		56.6	52.4
Had Intercepted		5	3
PUNTS-AVERAGE		19-37.9	20-40.0
Net Punting Avg.		34.7	33.8
PENALTIES-YARDS		20-150	33-304
FUMBLES-BALL LOST		3-3	4-1
TOUCHDOWNS		10	9
Rushing		5	5
Passing		4	4
Returns		1	0

Score by Periods	1	2	3	4	OT	Tot
Bengals	13	17	9	38	-	77
Opponents	23	33	24	10	-	90

SCORING	TD	Ru	Pa	Rt	K-PAT	FG	S	TP
Pellrey	0	0	0	0	8-10	3-5	0	17
Carter	2	2	0	0	-	-	0	12
Gibson	2	0	2	0	-	-	0	12
Scott	2	0	2	0	-	-	0	12
Bennett	1	1	0	0	-	-	0	6
Bieniemy	1	1	0	0	-	-	0	6
Dillon	1	1	0	0	-	-	0	6
Mathias	1	0	0	1	-	-	0	6
Bengals	10	5	4	1	8-10	3-5	0	77
Opponents	9	5	4	0	9-9	9-11	0	90

Two-point conversions: none; Bengals 0-0; Opponents 0-0.

RUSHING	No	Yds	Avg	Lg	TD
Bennett	26	125	4.8	38	1
Carter	28	92	3.3	16	2
Dillon	18	85	4.7	21	1
Bieniemy	28	64	2.3	9	1
O'Donnell	4	15	3.8	8	0
Blake	1	7	7.0	7	0
Justin	1	7	7.0	7	0
Bengals	106	395	3.7	38	5
Opponents	145	708	4.9	59	5

RECEIVING	No	Yds	Avg	Lg	TD
Scott	9	94	10.4	40	2
Gibson	7	125	17.9	48	2
Diering	6	127	21.2	45	0
Pickens	6	61	10.2	15	0
Dunn	5	47	9.4	15	0
Bennett	5	25	5.0	7	0
Carter	5	10	2.0	10	0
Bieniemy	4	36	9.0	23	0
Battaglia	2	50	25.0	29	0
Dillon	2	41	20.5	31	0
Jenkins	2	34	17.0	19	0
Vaughn	1	21	21.0	21	0
Hudson	1	13	13.0	13	0
Heidelberg	1	10	10.0	10	0
Bush	1	8	8.0	8	0
Tucker	1	6	6.0	6	0
Milne	1	5	5.0	5	0
Parker	1	2	2.0	2	0
Team	60	715	11.9	48	4
Opponents	65	793	12.2	42	4

INTERCEPTIONS	No	Yds	Avg	Lg	TD
Mathias	1	57	57.0	57	1
Ambrose	1	0	0.0	0	0
Sawyer	1	0	0.0	0	0
Bengals	3	57	22.3	57	1
Opponents	5	27	5.4	26	0

PUNTING	No	Yds	Avg	Net	TB	In20	Lg	B
Johnson	12	472	39.3	35.8	0	3	51	0
Costello	7	248	35.4	32.9	0	2	47	0
Bengals	19	720	37.9	34.7	0	5	51	0
Opponents	20	800	40.0	33.8	3	7	59	0

PUNT RETURNS	Ret	FC	Yds	Avg	Lg	TD
Bieniemy	2	0	17	8.5	9	0
Gibson	2	6	18	9.0	16	0
Hawkins	2	0	6	3.0	4	0
Myers	1	1	9	9.0	9	0
Sawyer	1	0	14	14.0	14	0
Bengals	8	7	64	8.0	16	0
Opponents	6	2	61	10.2	15	0

KICKOFF RETURNS	No	Yds	Avg	Lg	TD
Mack	8	282	35.3	60	0
Bieniemy	4	57	14.3	20	0
Dunn	2	44	22.0	24	0
Hawkins	2	61	30.5	37	0
Bennett	1	18	18.0	18	0
Bengals	17	462	27.2	60	0
Opponents	14	326	23.3	41	0

FIELD GOALS	1-19	20-29	30-39	40-49	50+
Pellrey	0-0	0-0	1-1	2-3	0-1
Bengals	0-0	0-0	1-1	2-3	0-1
Opponents	0-0	2-2	2-2	5-7	0-0

FIELD GOAL ATTEMPTS BY GAME:
Pellrey: (45G) (51N) (49B, 37G, 41G) (-)
Opponents: (47N, 38G), (49G, 43G, 48G), (26G, 23G, 40G, 47G), (38G, 40N).

DEFENSE		Player	Tkl	Asst	Tot	FF	Yds	PD	FR	Yds
		Langford	12	2	14	1-14	0-0	1	0	0-0
		B. Simmons	12	2	14	0-0	0-0	2	0	0-0
		Hawkins	13	0	13	0-0	0-0	0	0	0-0
		Spikes	10	3	13	1-8	0-0	1	0	0-0
		Mack	10	2	12	0-0	0-0	2	0	0-0
		Tumulty	11	0	11	0-0	0-0	0	0	0-0
		Myers	10	1	11	0-0	0-0	0	0	0-0
		Thompson	9	2	11	0-0	0-0	0	0	0-0
		Wilson	8	2	10	3-10	0-0	0	0	0-0
		Sawyer	9	0	9	1-10	1-0	3	0	0-0
		Randolph	8	1	9	0-0	0-0	3	0	0-0
		K. Moore	8	0	8	1-4	0-0	1	0	0-0
		Ross	8	0	8	1-6	0-0	0	0	0-0
		Ambrose	7	1	8	0-0	1-0	1	0	0-0
		Bell	6	2	8	1-0	0-0	1	0	0-0
		Foley	6	2	8	1-2	0-0	1	1	0-0
		Shade	6	1	7	0-0	0-0	0	0	0-0
		Steele	6	1	7	1-5	0-0	0	0	0-0
		Wright	6	1	7	0-0	0-0	0	0	0-0
		Purvis	5	1	6	1-6	0-0	0	0	0-0
		C. Simmons	5	1	6	1-4	0-0	0	0	0-0
		Francis	4	2	6	1-5	0-0	1	0	0-0
		Mathias	4	0	4	0-0	1-67	2	1	0-0
		Granville	3	1	4	0-0	0-0	0	0	0-0
		Curtis	3	0	3	0-0	0-0	0	0	0-0
		Tovar	3	0	3	0-0	0-0	0	0	0-0
		Terry	2	1	3	0-0	0-0	0	0	0-0
		von Oelhoffen	2	1	3	0-0	0-0	0	0	0-0
		Leonard	1	2	3	0-0	0-0	0	0	0-0
		Bankston	2	0	2	0-0	0-0	0	0	0-0
		Spencer	2	0	2	0-0	0-0	0	0	0-0

SPECIAL TEAMS		Player	Tkl	Asst	Tot	FF	Yds	BP	BFG	BXP
		Granville	2	0	2	0	0-0	0	0	0
		Sawyer	2	0	2	0	0-0	0	0	0
		Shade	2	0	2	0	0-0	0	0	0
		Foley	1	1	2	0	0-0	0	0	0
		Mack	1	1	2	0	0-0	0	0	0
		Battaglia	1	0	1	0	0-0	0	0	0
		Bell	1	0	1	0	0-0	0	0	0
		Bush	1	0	1	0	0-0	0	0	0
		Hawkins	1	0	1	0	0-0	0	0	0
		Jenkins	1	0	1	0	0-0	0	0	0
		Myers	1	0	1	0	0-0	0	0	0
		Ross	1	0	1	0	0-0	0	0	0
		Spencer	1	0	1	0	0-0	0	0	0
		Spikes	1	0	1	0	0-0	0	0	0
		Wright	1	0	1	0	0-0	0	0	0
		Douthard	0	1	1	0	0-0	0	0	0
		Tovar	0	1	1	0	0-0	0	0	0

PASSING	Att	Cmp	Yds	Cmp %	Yds/Att	TD	INT	Int %	Lg	Sacks-Yds	Rat	
O'Donnell	41	28	272	68.3	6.63	2	4.9	1	2.4	40	2-7	92.7
Justin	28	13	172	46.4	6.14	1	3.5	1	3.6	39	0-0	63.4
Blake	22	9	133	40.9	6.05	0	0.0	3	13.6	45	0-0	21.8
Kresser	15	10	138	66.7	9.20	1	6.7	0	0.0	48	1-7	118.2
Bengals	106	60	715	56.6	6.75	4	3.8	5	4.7	48	3-14	70.3
Opponents	124	65	793	52.4	6.40	4	3.2	3	2.4	42	14-74	73.1

FINAL 1998 NFL STANDINGS

AFC EASTERN DIVISION

	W	L	T	PCT	PF	PA
New York Jets	12	4	0	.750	416	266
Miami*	10	6	0	.625	321	265
Buffalo*	10	6	0	.625	400	333
New England*	9	7	0	.563	337	329
Indianapolis	3	13	0	.188	310	444

AFC CENTRAL DIVISION

	W	L	T	PCT	PF	PA
Jacksonville	11	5	0	.688	392	338
Tennessee	8	8	0	.500	330	320
Pittsburgh	7	9	0	.438	263	303
Baltimore	6	10	0	.375	269	335
Cincinnati	3	13	0	.188	268	452

AFC WESTERN DIVISION

	W	L	T	PCT	PF	PA
Denver	14	2	0	.875	501	309
Oakland	8	8	0	.500	288	356
Seattle	8	8	0	.500	372	310
Kansas City	7	9	0	.438	327	363
San Diego	5	11	0	.313	241	342

NFC EASTERN DIVISION

	W	L	T	PCT	PF	PA
Dallas	10	6	0	.625	381	275
Arizona*	9	7	0	.563	325	378
New York Giants	8	8	0	.500	287	309
Washington	6	10	0	.375	319	421
Philadelphia	3	13	0	.188	161	344

NFC CENTRAL DIVISION

	W	L	T	PCT	PF	PA
Minnesota	15	1	0	.938	556	296
Green Bay*	11	5	0	.688	408	319
Tampa Bay	8	8	0	.500	314	295
Detroit	5	11	0	.313	306	378
Chicago	4	12	0	.250	276	368

NFC WESTERN DIVISION

	W	L	T	PCT	PF	PA
Atlanta	14	2	0	.875	442	289
San Francisco*	12	4	0	.750	479	328
New Orleans	6	10	0	.375	305	359
Carolina	4	12	0	.250	336	413
St. Louis	4	12	0	.250	285	378

* Wild card qualifier for playoffs

POSTSEASON RESULTS

(Home Team in CAPS)

AFC WILD CARD PLAYOFFS

MIAMI 24, Buffalo 17
JACKSONVILLE 25, New England 10

AFC DIVISIONAL PLAYOFFS

DENVER 38, Miami 3
NEW YORK JETS 34, Jacksonville 24

AFC CHAMPIONSHIP

DENVER 23, New York Jets 10

NFC WILD CARD PLAYOFFS

ARIZONA 20, DALLAS 7
SAN FRANCISCO 30, Green Bay 27

NFC DIVISIONAL PLAYOFFS

ATLANTA 20, San Francisco 18
MINNESOTA 41, Arizona 21

NFC CHAMPIONSHIP

Atlanta 30, MINNESOTA 27 (OT)

SUPER BOWL XXXIII at Pro Player Stadium, Miami, Florida

Denver (AFC) 34, Atlanta (NFC) 19

AFC-NFC PRO BOWL at Honolulu, Hawaii

AFC 23, NFC 10

BENGALS '99 COLLEGE FREE AGENT (from page 127)



ROB MURPHY - G

Ht: 6-5 Wt: 300

College: Ohio State

Born: 1-18-77

An All-American for Ohio State in 1997 and '98, Murphy is a Cincinnati native from the outstanding football tradition of Moeller

HS ... Signed a two-year Bengals contract on 7-9-99 ... Aside from Orlando Pace, top overall pick in the 1997 NFL Draft, Murphy had as decorated a Buckeye career as any offensive lineman of the '90s ... His All-American ratings last season included *Associated Press* and consensus honors ... Did not leave Ohio State and become eligible for NFL until June ... Was key player in an offensive line effort that led '98 Buckeyes to averages of 199 rushing and 305 passing yards per game, each

figure ranking second in the Big 10 ... Played in Rose Bowl after 1996 season, and in Sugar Bowl after 1997 and '98 seasons ... Rated by scouts as possessing outstanding football desire, and showed it after suffering a knee injury against Bowling Green in 1997; underwent arthroscopic surgery, and missed only one game before returning to the lineup against Missouri ... Had further knee surgery in January '98 and played all 12 games in '98, though knee still pained him ... Did not play as a redshirt in 1995 ... Rated widely as the top offensive line prospect in Ohio during his senior season at Cincinnati Moeller ... Also played hockey and wrestled in high school ... Father (Bob) played FB at Miami (Fla.) and later signed contract with San Diego Chargers.

75

SECTION 4



TEAM HISTORY

BENGALS ALL-TIME RESULTS

(Regular Season and Postseason)

All-Time Record: 215-264-1

All games on Sunday afternoon unless noted otherwise.

1968

Record: 3-11-0 (5th in AFL West)

Head Coach: Paul Brown

Date	Opponent	W-L	Score	Att.	Stadium/Remarks
September 6	@San Diego	L	13-29	33,687	San Diego/Fri. night
September 15	Denver	W	24-10	25,049	Nippert
September 22	Buffalo	W	34-23	24,045	Nippert
September 29	San Diego	L	10-31	28,642	Nippert
October 6	@Denver	L	7-10	41,257	Bears
October 13	@Kansas City	L	3-13	47,096	Municipal
October 20	Miami	L	22-24	25,942	Nippert
October 27	@Oakland	L	10-31	37,083	Oakland Coliseum
November 3	Houston	L	17-27	24,012	Nippert
November 10	Kansas City	L	9-16	25,537	Nippert
November 17	@Miami	W	38-21	31,747	Orange Bowl
November 24	Oakland	L	0-34	27,116	Nippert
December 1	@Boston	L	14-33	17,796	Fenway
December 8	@New York Jets	L	14-27	61,111	Shea
(Bye December 15)			215-329	Total home att.: 180,343	

1969

Record: 4-9-1 (5th in AFL West)

Head Coach: Paul Brown

Date	Opponent	W-L	Score	Att.	Stadium/Remarks
September 14	Miami	W	27-21	25,335	Nippert
September 21	San Diego	W	34-20	26,243	Nippert
September 28	Kansas City	W	24-19	27,812	Nippert
October 4	@San Diego	L	14-21	52,748	San Diego/Sat. night
October 12	New York Jets	L	7-21	27,927	Nippert
October 19	Denver	L	23-30	27,920	Nippert
October 26	@Kansas City	L	22-42	50,934	Municipal
November 2	Oakland	W	31-17	27,927	Nippert
November 9	@Houston	T	31-31	45,298	Astrodome
November 16	Boston	L	14-25	27,927	Nippert
November 23	@New York Jets	L	7-40	62,128	Shea
November 30	@Buffalo	L	13-16	35,122	War Memorial
December 7	@Oakland	L	17-37	54,427	Oakland Coliseum
December 14	@Denver	L	16-27	42,198	Mile High
			280-367	Total home att.: 191,091	

1970

Record: 8-6-0 (1st in AFC Central)

Head Coach: Paul Brown

Date	Opponent	W-L	Score	Att.	Stadium/Remarks
September 20	Oakland	W	31-21	56,616	Riverfront
September 27	@Detroit	L	3-38	58,202	Tiger
October 4	Houston	L	13-20	55,094	Riverfront
October 11	@Cleveland	L	27-30	83,520	Cleveland
October 18	Kansas City	L	19-27	57,265	Riverfront
October 25	@Washington	L	0-20	50,415	RFK
November 2	@Pittsburgh	L	10-21	38,968	Three Rivers/Mon. night
November 8	@Buffalo	W	43-14	43,587	War Memorial
November 15	Cleveland	W	14-10	60,007	Riverfront
November 22	Pittsburgh	W	34-7	59,276	Riverfront
November 29	New Orleans	W	26-6	59,342	Riverfront
December 6	@San Diego	W	17-14	41,461	San Diego
December 13	@Houston	W	30-20	34,435	Astrodome
December 20	Boston	W	45-7	60,157	Riverfront
			312-255	Total home att.: 407,757	

AFC DIVISIONAL PLAYOFFS

December 26	@Baltimore	L	0-17	51,127	Memorial/Sat. afternoon
-------------	------------	---	------	--------	-------------------------

A RARE RUNNER

The only Bengals quarterback ever to rush for 100 yards in a game was **Virgil Carter**, who gained 110 on nine carries against Cleveland on Nov. 15, 1970.

The game was the first Bengals-Browns match in Riverfront Stadium (now Cinergy Field), and marked Cincinnati's first victory (14-10) over its Ohio rival.

1971

Record: 4-10-0 (4th in AFC Central)

Head Coach: Paul Brown

Date	Opponent	W-L	Score	Att.	Stadium/Remarks
September 19	Philadelphia	W	37-14	55,880	Riverfront
September 26	@Pittsburgh	L	10-21	48,448	Three Rivers
October 3	@Green Bay	L	17-20	56,263	Lambeau
October 10	Miami	L	13-23	60,099	Riverfront
October 17	Cleveland	L	24-27	60,284	Riverfront
October 24	@Oakland	L	27-31	54,699	Oakland Coliseum
October 31	@Houston	L	6-10	37,947	Astrodome
November 7	Atlanta	L	6-9	59,604	Riverfront
November 14	@Denver	W	24-10	51,200	Mile High
November 21	Houston	W	28-13	59,390	Riverfront
November 28	San Diego	W	31-0	59,580	Riverfront
December 5	@Cleveland	L	27-31	82,705	Cleveland
December 12	Pittsburgh	L	13-21	60,022	Riverfront
December 19	@New York Jets	L	21-35	63,151	Shea
			284-265	Total home att.: 414,859	

1972

Record: 8-6-0 (3rd in AFC Central)

Head Coach: Paul Brown

Date	Opponent	W-L	Score	Att.	Stadium/Remarks
September 17	@New England	W	31-7	60,999	Schaefer
September 24	Pittsburgh	W	15-10	54,292	Riverfront
October 1	@Cleveland	L	6-27	81,564	Cleveland
October 8	Denver	W	21-10	55,812	Riverfront
October 15	@Kansas City	W	23-16	79,068	Arrowhead
October 22	@Los Angeles Rams	L	12-15	73,385	Los Angeles Coliseum
October 29	Houston	W	30-7	59,409	Riverfront
November 5	@Pittsburgh	L	17-40	50,350	Three Rivers
November 12	Oakland	L	14-20	59,485	Riverfront
November 19	Baltimore	L	19-20	49,512	Riverfront
November 26	@Chicago	W	13-3	55,701	Soldier
December 3	New York Giants	W	13-10	59,523	Riverfront
December 9	Cleveland	L	24-27	59,524	Riverfront/Sat. afternoon
December 17	@Houston	W	61-17	32,482	Astrodome
			299-229	Total home att.: 397,557	

1973

Record: 10-4-0 (1st in AFC Central)

Head Coach: Paul Brown

Date	Opponent	W-L	Score	Att.	Stadium/Remarks
September 16	@Denver	L	10-28	49,059	Mile High
September 23	Houston	W	24-10	51,823	Riverfront
September 30	@San Diego	W	20-13	46,733	San Diego
October 7	@Cleveland	L	10-17	70,805	Cleveland
October 14	Pittsburgh	W	19-7	55,819	Riverfront
October 21	Kansas City	W	14-6	56,397	Riverfront
October 28	@Pittsburgh	L	13-20	45,761	Three Rivers
November 4	@Dallas	L	10-38	54,944	Texas
November 11	@Buffalo	W	16-13	76,927	Rich
November 18	New York Jets	W	20-14	55,745	Riverfront
November 25	St. Louis	W	42-24	50,918	Riverfront
December 2	Minnesota	W	27-0	57,859	Riverfront
December 9	Cleveland	W	34-17	58,266	Riverfront
December 16	@Houston	W	27-24	21,955	Astrodome
			286-231	Total home att.: 386,827	

AFC DIVISIONAL PLAYOFFS

December 23	@Miami	L	16-34	74,651	Orange Bowl
-------------	--------	---	-------	--------	-------------

1974

Record: 7-7-0 (3rd in AFC Central)

Head Coach: Paul Brown

Date	Opponent	W-L	Score	Att.	Stadium/Remarks
September 15	Cleveland	W	33-7	53,113	Riverfront
September 22	San Diego	L	17-20	51,178	Riverfront
September 29	@San Francisco	W	21-3	49,895	Candlestick
October 6	Washington	W	28-17	56,175	Riverfront
October 13	@Cleveland	W	34-24	70,897	Cleveland
October 20	@Oakland	L	27-30	51,821	Oakland
October 27	Houston	L	21-34	55,434	Riverfront
November 3	@Baltimore	W	24-14	36,110	Memorial
November 10	Pittsburgh	W	17-10	57,532	Riverfront
November 17	@Houston	L	3-20	44,054	Astrodome
November 24	Kansas City	W	33-6	49,777	Riverfront
December 2	@Miami	L	3-24	71,962	Orange Bowl/Mon. night
December 8	Detroit	L	19-23	45,159	Riverfront
December 14	@Pittsburgh	L	3-27	42,878	Three Rivers/Sat. afternoon
			283-259	Total home att.: 368,368	

1975

Record: 11-3-0 (2nd in AFC Central/wild-card qualifier)

Head Coach: Paul Brown

Date	Opponent	W-L	Score	All.	Stadium/Remarks
September 21	Cleveland	W	24-17	52,874	Riverfront
September 28	@New Orleans	W	21-0	52,531	Superdome
October 5	@Houston	W	21-19	45,321	Astrodome
October 12	New England	W	27-10	51,220	Riverfront
October 19	Oakland	W	14-10	48,122	Riverfront
October 26	@Atlanta	W	21-14	45,811	Atlanta-Fulton County
November 2	Pittsburgh	L	24-30	58,418	Riverfront
November 9	@Denver	W	17-16	49,919	Mile High
November 17	Buffalo	W	33-24	56,666	Riverfront/Mon. night
November 23	@Cleveland	L	23-35	56,427	Cleveland
November 30	Houston	W	23-19	46,128	Riverfront
December 7	@Philadelphia	W	31-0	56,984	Veterans
December 13	@Pittsburgh	L	14-35	48,889	Three Rivers/Sat. afternoon
December 21	San Diego	W	47-17	46,474	Riverfront
			340-246	Total home att.: 359,902	

AFC DIVISIONAL PLAYOFFS

December 28	@Oakland	L	28-31	53,030	Oakland Coliseum
-------------	----------	---	-------	--------	------------------

1976

Record: 10-4-0 (2nd in AFC Central)

Head Coach: Bill Johnson

Date	Opponent	W-L	Score	All.	Stadium/Remarks
September 12	Denver	W	17-7	53,464	Riverfront
September 19	@Baltimore	L	27-28	50,374	Memorial
September 26	Green Bay	W	28-7	44,103	Riverfront
October 3	@Cleveland	W	45-24	75,817	Cleveland
October 10	Tampa Bay	W	21-0	49,700	Riverfront
October 17	@Pittsburgh	L	6-23	48,311	Three Rivers
October 24	@Houston	W	27-7	45,499	Astrodome
October 31	Cleveland	W	21-6	54,776	Riverfront
November 8	Los Angeles Rams	W	20-12	52,480	Riverfront/Mon. night
November 14	Houston	W	31-27	53,243	Riverfront
November 21	@Kansas City	W	27-24	46,259	Arrowhead
November 28	Pittsburgh	L	3-7	55,142	Riverfront
December 6	@Oakland	L	20-35	52,430	Oakland Coliseum/Mon. night
December 12	@New York Jets	W	42-3	31,067	Shea
			335-210	Total home att.: 362,908	

1977

Record: 8-6-0 (3rd in AFC Central)

Head Coach: Bill Johnson

Date	Opponent	W-L	Score	All.	Stadium/Remarks
September 18	Cleveland	L	3-13	52,847	Riverfront
September 25	Seattle	W	42-20	45,579	Riverfront
October 2	@San Diego	L	3-24	40,352	San Diego
October 9	@Green Bay	W	17-7	53,653	Milwaukee County
October 17	@Pittsburgh	L	14-20	47,950	Three Rivers/Mon. night
October 23	Denver	L	13-24	54,395	Riverfront
October 30	Houston	W	13-10	53,194	Riverfront/*OT
November 6	@Cleveland	W	10-7	81,932	Cleveland
November 13	@Minnesota	L	10-42	45,371	Metropolitan
November 20	Miami	W	23-17	46,733	Riverfront
November 27	New York Giants	W	30-13	32,705	Riverfront
December 4	@Kansas City	W	27-7	38,488	Arrowhead
December 10	Pittsburgh	W	17-10	36,133	Riverfront/Sat. afternoon
December 18	@Houston	L	16-21	46,212	Astrodome
			238-235	Total home att.: 321,586	

1978

Record: 4-12-0 (4th in AFC Central)

Head Coaches: Bill Johnson (0-5), Homer Rice (4-7)

Date	Opponent	W-L	Score	All.	Stadium/Remarks
September 3	Kansas City	L	23-24	41,810	Riverfront
September 10	@Cleveland	L	10-13 *	72,691	Cleveland/*OT
September 17	Pittsburgh	L	3-28	50,260	Riverfront
September 24	New Orleans	L	18-20	40,455	Riverfront
October 1	@San Francisco	L	12-28	41,107	Candlestick
October 9	@Miami	L	0-21	54,729	Orange Bowl/Mon. night
October 15	New England	L	3-10	48,699	Riverfront
October 22	@Buffalo	L	0-5	47,754	Rich
October 29	Houston	W	28-13	50,532	Riverfront
November 5	@San Diego	L	13-22	43,639	San Diego
November 13	Oakland	L	21-34	51,374	Riverfront/Mon. night
November 19	@Pittsburgh	L	6-7	47,578	Three Rivers
November 26	@Houston	L	10-17	43,245	Astrodome
December 3	Atlanta	W	37-7	25,336	Riverfront
December 11	@Los Angeles Rams	W	20-19	47,471	L.A. Coliseum/Mon. night
December 17	Cleveland	W	48-16	46,985	Riverfront
			252-284	Total home att.: 355,451	

1979

Record: 4-12-0 (4th in AFC Central)

Head Coach: Homer Rice

Date	Opponent	W-L	Score	Att.	Stadium/Remarks
September 2	@Denver	L	0-10	74,788	Mile High
September 9	@Buffalo	L	24-51	43,504	Rich
September 16	New England	L	14-20	41,805	Riverfront
September 23	Houston	L	27-30 *	45,615	Riverfront/*OT
September 30	@Dallas	L	13-38	63,179	Texas
October 7	Kansas City	L	7-10	40,041	Riverfront
October 14	Pittsburgh	W	34-10	52,381	Riverfront
October 21	@Cleveland	L	27-28	75,119	Cleveland
October 28	Philadelphia	W	37-13	42,036	Riverfront
November 4	@Baltimore	L	28-38	37,740	Memorial
November 11	San Diego	L	24-26	40,782	Riverfront
November 18	@Houston	L	21-42	49,829	Astrodome
November 25	St. Louis	W	34-28	25,103	Riverfront
December 2	@Pittsburgh	L	17-37	46,521	Three Rivers
December 9	@Washington	L	14-28	52,882	RFK
December 16	Cleveland	W	16-12	42,183	Riverfront
			337-421	Total home att.: 329,946	

1980

Record: 6-10-0 (4th in AFC Central)

Head Coach: Forrest Gregg

Date	Opponent	W-L	Score	Att.	Stadium/Remarks
September 7	Tampa Bay	L	12-17	43,211	Riverfront
September 14	@Miami	L	16-17	38,322	Orange Bowl
September 21	Pittsburgh	W	30-28	52,490	Riverfront
September 28	Houston	L	10-13	50,413	Riverfront
October 5	@Green Bay	L	9-14	55,006	Lambeau
October 12	@Pittsburgh	W	17-16	53,668	Three Rivers
October 19	Minnesota	W	14-0	44,487	Riverfront
October 26	@Houston	L	3-23	49,189	Astrodome
November 2	San Diego	L	14-31	46,406	Riverfront
November 9	@Oakland	L	17-28	44,132	Oakland Coliseum
November 16	Buffalo	L	0-14	40,836	Riverfront
November 23	@Cleveland	L	7-31	79,253	Cleveland
November 30	@Kansas City	W	20-6	41,594	Arrowhead
December 7	Baltimore	W	34-33	35,651	Riverfront
December 14	@Chicago	W	17-14 *	48,808	Soldier Field/*OT
December 21	Cleveland	L	24-27	50,058	Riverfront
			244-312	Total home att.: 363,552	

1981

Record: 12-4-0 (1st in AFC Central)

Head Coach: Forrest Gregg

Date	Opponent	W-L	Score	Att.	Stadium/Remarks
September 6	Seattle	W	27-21	41,177	Riverfront
September 13	@New York Jets	W	31-30	49,454	Shea
September 20	Cleveland	L	17-20	52,170	Riverfront
September 27	Buffalo	W	27-24 *	46,418	Riverfront/*OT
October 4	@Houston	L	10-17	44,350	Astrodome
October 11	@Baltimore	W	41-19	33,060	Memorial
October 18	Pittsburgh	W	34-9	57,090	Riverfront
October 25	@New Orleans	L	7-17	46,336	Superdome
November 1	Houston	W	34-21	54,736	Riverfront
November 8	@San Diego	W	40-17	51,259	San Diego Jack Murphy
November 15	Los Angeles Rams	W	24-10	56,836	Riverfront
November 22	Denver	W	38-21	57,207	Riverfront
November 29	@Cleveland	W	41-21	75,186	Cleveland
December 6	San Francisco	L	3-21	56,796	Riverfront
December 13	@Pittsburgh	W	17-10	50,623	Three Rivers
December 20	@Atlanta	W	30-28	35,972	Atlanta-Fulton County
			421-304	Total home att.: 422,430	

AFC DIVISIONAL PLAYOFF

January 3	Buffalo	W	28-21	55,420	Riverfront
-----------	---------	---	-------	--------	------------

AFC CHAMPIONSHIP

January 10	San Diego	W	27-7	46,302	Riverfront/-59° wind chill
------------	-----------	---	------	--------	----------------------------

SUPER BOWL XVI IN PONTIAC, MICHIGAN

January 24	San Francisco	L	21-26	81,270	Pontiac Silverdome
------------	---------------	---	-------	--------	--------------------

TOPS ON THE ROAD

The Bengals' best-ever road record came in their AFC Championship season of 1981, when they went 6-2. Cincinnati won its last four away from home after splitting the first four.

1982**Record: 7-2-0 (3rd in AFC)****Head Coach: Forrest Gregg**

Date	Opponent	W-L	Score	Att.	Stadium/Remarks
September 12	Houston	W	27-6	52,268	Riverfront
September 19	@Pittsburgh	L	20-26 *	53,973	Three Rivers/OT
— PLAYERS STRIKE BEGINS, SEPTEMBER 20 —					
September 27	@Cleveland#				#Game canceled/Mon. night
October 3	Miami#				#Game canceled
October 10	@New England#				#Game canceled
October 17	@New York Giants#				#Game canceled
October 24	Dallas#				#Game canceled
October 31	Pittsburgh#				#Game canceled
November 7	Washington#				#Game canceled
November 14	@Houston#				#Game canceled
— PLAYERS STRIKE ENDS AT 57 DAYS, NOVEMBER 17 —					
November 21	@Philadelphia	W	18-14	65,172	Veterans
November 28	Los Angeles Raiders	W	31-17	53,330	Riverfront
December 5	@Baltimore	W	20-17	23,598	Memorial
December 12	Cleveland	W	23-10	54,305	Riverfront
December 20	@San Diego	L	34-50	51,296	SD Jack Murphy/Mon. night
December 26	Seattle	W	24-10	55,330	Riverfront
January 2	@Houston	W	35-27	26,522	Astrodome/From Nov. 14
			232-177	Total home att.: 215,233	

FIRST-ROUND SUPER BOWL TOURNAMENT

January 9	New York Jets	L	17-44	57,560	Riverfront
-----------	---------------	---	-------	--------	------------

1983**Record: 7-9-0 (3rd in AFC Central)****Head Coach: Forrest Gregg**

Date	Opponent	W-L	Score	Att.	Stadium/Remarks
September 4	Los Angeles Raiders	L	10-20	50,956	Riverfront
September 11	Buffalo	L	6-10	46,839	Riverfront
September 15	@Cleveland	L	7-17	79,700	Cleveland/Thu. night
September 25	@Tampa Bay	W	23-17	56,023	Tampa
October 2	Baltimore	L	31-34	48,104	Riverfront
October 10	Pittsburgh	L	14-24	56,086	Riverfront/Mon. night
October 16	@Denver	L	17-24	74,305	Mile High
October 23	Cleveland	W	28-21	50,047	Riverfront
October 30	Green Bay	W	34-14	53,349	Riverfront
November 6	@Houston	W	55-14	39,706	Astrodome
November 13	@Kansas City	L	15-20	44,711	Arrowhead
November 20	Houston	W	38-10	46,375	Riverfront
November 28	@Miami	L	14-38	74,506	Orange Bowl/Mon. night
December 4	@Pittsburgh	W	23-10	55,832	Three Rivers
December 11	Detroit	W	17-9	45,728	Riverfront
December 17	@Minnesota	L	14-20	51,565	Metrodome/Sat. afternoon
			346-302	Total home att.: 397,484	

1984**Record: 8-8-0 (2nd in AFC Central)****Head Coach: Sam Wyche**

Date	Opponent	W-L	Score	Att.	Stadium/Remarks
September 2	@Denver	L	17-20	74,178	Mile High
September 9	Kansas City	L	22-27	47,111	Riverfront
September 16	@New York Jets	L	23-43	64,193	Giants
September 23	Los Angeles Rams	L	14-24	45,406	Riverfront
October 1	@Pittsburgh	L	17-38	57,098	Three Rivers/Mon. night
October 7	Houston	W	13-3	43,637	Riverfront
October 14	@New England	L	14-20	48,154	Sullivan
October 21	Cleveland	W	12-9	50,667	Riverfront
October 28	@Houston	W	31-13	34,010	Astrodome
November 4	@San Francisco	L	17-23	58,324	Candlestick
November 11	Pittsburgh	W	22-20	52,497	Riverfront
November 18	Seattle	L	6-26	50,280	Riverfront
November 25	Atlanta	W	35-14	44,678	Riverfront
December 2	@Cleveland	W	20-17	51,774	Cleveland/OT
December 9	@New Orleans	W	24-21	40,855	Superdome
December 16	Buffalo	W	52-21	55,771	Riverfront
			339-339	Total home att.: 390,047	

LONG DISTANCE LEADERS

Chris Bahr and **Doug Pelfrey** are the only Bengals to kick two field goals of 50 or more yards in the same game.

Bahr booted field goals of 55 and 52 yards vs. Houston on September 23, 1979. Pelfrey connected from 53 and 50 yards at Houston on October 24, 1993.

1985

Record: 7-9-0 (2nd in AFC Central)

Head Coach: Sam Wyche

Date	Opponent	W-L	Score	Att.	Stadium/Remarks
September 8	Seattle	L	24-28	51,625	Riverfront
September 15	@St. Louis	L	27-41	46,321	Busch
September 22	San Diego	L	41-44	52,270	Riverfront
September 30	@Pittsburgh	W	37-24	59,541	Three Rivers/Mon. night
October 6	New York Jets	L	20-29	51,785	Riverfront
October 13	New York Giants	W	35-30	53,112	Riverfront
October 20	@Houston	L	27-44	35,590	Astrodome
October 27	Pittsburgh	W	26-21	55,421	Riverfront
November 3	@Buffalo	W	23-17	25,640	Rich
November 10	Cleveland	W	27-10	57,293	Riverfront
November 17	@Los Angeles Raiders	L	6-13	52,501	Los Angeles Coliseum
November 24	@Cleveland	L	6-24	74,439	Cleveland
December 1	Houston	W	45-27	46,140	Riverfront
December 8	Dallas	W	50-24	56,936	Riverfront
December 15	@Washington	L	24-27	50,544	RFK
December 22	@New England	L	23-34	57,953	Sullivan
441-437				Total home att.: 424,582	

1986

Record: 10-6-0 (2nd in AFC Central)

Head Coach: Sam Wyche

Date	Opponent	W-L	Score	Att.	Stadium/Remarks
September 7	@Kansas City	L	14-24	43,430	Arrowhead
September 14	Buffalo	W	36-33	52,714	Riverfront/*OT
September 18	@Cleveland	W	30-13	78,779	Cleveland/Thu. night
September 28	Chicago	L	7-44	55,146	Riverfront
October 5	@Green Bay	W	34-28	51,230	Milwaukee County
October 13	Pittsburgh	W	24-22	54,283	Riverfront/Mon. night
October 19	Houston	W	31-28	53,844	Riverfront
October 26	@Pittsburgh	L	9-30	50,815	Three Rivers
November 2	@Detroit	W	24-17	52,423	Pontiac Silverdome
November 9	@Houston	L	28-32	32,130	Astrodome
November 16	Seattle	W	34-7	54,410	Riverfront
November 23	Minnesota	W	24-20	53,003	Riverfront
November 30	@Denver	L	28-34	58,705	Mile High
December 7	@New England	W	31-7	60,633	Sullivan
December 14	Cleveland	L	3-34	58,062	Riverfront
December 21	New York Jets	W	52-21	51,619	Riverfront
409-394				Total home att.: 433,081	

1987

Record: 4-11-0 (4th in AFC Central)

Head Coach: Sam Wyche

Date	Opponent	W-L	Score	Att.	Stadium/Remarks
September 13	@Indianapolis	W	23-21	59,387	Hoosier Dome
September 20	San Francisco	L	26-27	53,498	Riverfront
— PLAYERS STRIKE BEGINS, SEPTEMBER 22 —					
September 27	@Los Angeles Rams#				#Game canceled/players strike
October 4	San Diego**	L	9-10	18,074	Riverfront/*Strike replacement game
October 11	@Seattle**	W	17-10	31,739	Kingdome/**Strike replacement game
— PLAYERS STRIKE ENDS AT 24 DAYS, OCTOBER 15 —					
October 18	Cleveland**	L	0-34	40,179	Riverfront/*Strike replacement game
October 25	@Pittsburgh	L	20-23	53,692	Three Rivers
November 1	Houston	L	29-31	52,700	Riverfront
November 8	Miami	L	14-20	53,840	Riverfront
November 15	@Atlanta	W	16-10	25,758	Atlanta-Fulton County
November 22	Pittsburgh	L	16-30	59,910	Riverfront
November 29	@New York Jets	L	20-27	41,135	Giants
December 6	Kansas City	W	30-27 *	46,489	Riverfront/*OT
December 13	@Cleveland	L	24-38	77,331	Cleveland
December 20	New Orleans	L	24-41	43,424	Riverfront
December 27	@Houston	L	17-21	49,775	Astrodome
285-370				Total home att.: 376,249	

TEAM HISTORY

NO TDs; NO PROBLEM

Three times in their history, the Bengals have won without scoring a touchdown:

- On Sept. 24, 1972, **Horst Muhlmann's** five field goals (41, 32, 20, 32, 34) fueled a 15-10 victory over Pittsburgh at Riverfront Stadium (now Cinergy Field).
- On Oct. 21, 1984, **Jim Breech** kicked four field goals (24, 23, 25, 33) for all the points in a 12-9 victory over Cleveland at Riverfront.
- On Nov. 6, 1994, the Bengals won their only road game without a TD. Cincinnati used **Doug Pelfrey's** club-record six field goals (36, 44, 36, 47, 28, 26) plus a safety by **Alfred Williams** to post a 20-17 overtime victory at Seattle.

1988

Record: 12-4-0 (1st in AFC Central)

Head Coach: Sam Wyche

Date	Opponent	W-L	Score	Aff.	Stadium/Remarks
September 4	Phoenix	W	21-14	50,404	Riverfront
September 11	@Philadelphia	W	28-24	66,459	Veterans
September 18	@Pittsburgh	W	17-12	56,647	Three Rivers
September 25	Cleveland	W	24-17	54,943	Riverfront
October 2	@Los Angeles Raiders	W	45-21	42,594	Los Angeles Coliseum
October 9	New York Jets	W	36-19	57,482	Riverfront
October 16	@New England	L	21-27	59,969	Foxboro
October 23	Houston	W	44-21	54,659	Riverfront
October 30	@Cleveland	L	16-23	79,147	Cleveland
November 6	Pittsburgh	W	42-7	56,403	Riverfront
November 13	@Kansas City	L	28-31	34,614	Arrowhead
November 20	@Dallas	W	38-24	37,865	Texas
November 27	Buffalo	W	35-21	58,672	Riverfront
December 4	San Diego	W	27-10	56,866	Riverfront
December 11	@Houston	L	6-41	50,269	Astrodome
December 17	Washington	W	20-17	52,157	Riverfront/Sat. afternoon/OT
				448-329	Total home att.: 441,586

AFC DIVISIONAL PLAYOFF

December 31	Seattle	W	21-13	58,560	Riverfront/Sat. afternoon
-------------	---------	---	-------	--------	---------------------------

AFC CHAMPIONSHIP

January 8	Buffalo	W	21-10	59,747	Riverfront
-----------	---------	---	-------	--------	------------

SUPER BOWL XXIII IN MIAMI, FLORIDA

January 22	San Francisco	L	16-20	75,129	Joe Robbie
------------	---------------	---	-------	--------	------------

1989

Record: 8-8-0 (4th in AFC Central)

Head Coach: Sam Wyche

Date	Opponent	W-L	Score	Aff.	Stadium/Remarks
September 10	@Chicago	L	14-17	64,730	Soldier
September 17	Pittsburgh	W	41-10	53,885	Riverfront
September 25	Cleveland	W	21-14	55,998	Riverfront/Mon. night
October 1	@Kansas City	W	21-17	61,165	Arrowhead
October 8	@Pittsburgh	W	26-16	52,785	Three Rivers
October 15	Miami	L	13-20	58,184	Riverfront
October 22	Indianapolis	L	12-23	57,642	Riverfront
October 29	Tampa Bay	W	56-23	57,225	Riverfront
November 5	@Los Angeles Raiders	L	7-28	51,080	Los Angeles Coliseum
November 13	@Houston	L	24-26	60,694	Astrodome/Mon. night
November 19	Detroit	W	42-7	55,720	Riverfront
November 26	@Buffalo	L	7-24	80,074	Rich
December 3	@Cleveland	W	21-0	76,236	Cleveland
December 10	Seattle	L	17-24	54,744	Riverfront
December 17	Houston	W	61-7	47,510	Riverfront
December 25	@Minnesota	L	21-29	58,829	Metrodome/Mon. night
				404-285	Total home att.: 440,906

1990

Record: 9-7-0 (1st in AFC Central)

Head Coach: Sam Wyche

Date	Opponent	W-L	Score	Aff.	Stadium/Remarks
September 9	New York Jets	W	25-20	56,467	Riverfront
September 16	@San Diego	W	21-16	48,098	SD Jack Murphy
September 23	New England	W	41-7	56,470	Riverfront
October 1	@Seattle	L	16-31	60,135	Kingdome/Mon. night
October 7	@Los Angeles Rams	W	34-31	62,619	Anaheim/OT
October 14	@Houston	L	17-48	53,501	Astrodome
October 22	@Cleveland	W	34-13	78,567	Cleveland/Mon. night
October 28	@Atlanta	L	17-38	53,214	Atlanta-Fulton County
November 4	New Orleans	L	7-21	60,067	Riverfront
November 18	Pittsburgh	W	27-3	60,064	Riverfront/Sun. night
November 25	Indianapolis	L	20-34	60,051	Riverfront
December 2	@Pittsburgh	W	16-12	58,200	Three Rivers
December 9	San Francisco	L	17-20	60,084	Riverfront/OT
December 16	@Los Angeles Raiders	L	7-24	54,132	Los Angeles Coliseum
December 23	Houston	W	40-20	60,044	Riverfront
December 30	Cleveland	W	21-14	60,041	Riverfront
				360-352	Total home att.: 473,288

AFC WILD CARD PLAYOFF

January 6	Houston	W	41-14	60,012	Riverfront
-----------	---------	---	-------	--------	------------

AFC DIVISIONAL PLAYOFF

January 13	@Los Angeles Raiders	L	10-20	92,045	Los Angeles Coliseum
------------	----------------------	---	-------	--------	----------------------

1991

Record: 3-13-0 (4th in AFC Central)

Head Coach: Sam Wyche

Date	Opponent	W-L	Score	Att.	Stadium/Remarks
September 1	@Denver	L	14-45	72,855	Mile High
September 8	Houston	L	7-30	56,463	Riverfront/Sun. night
September 15	@Cleveland	L	13-14	78,269	Cleveland
September 22	Washington	L	27-34	52,038	Riverfront
October 6	Seattle	L	7-13	60,010	Riverfront
October 13	@Dallas	L	23-35	63,275	Texas
October 21	@Buffalo	L	16-35	80,131	Rich/Mon. night
October 27	@Houston	L	3-35	58,634	Astrodome
November 3	Cleveland	W	23-21	55,077	Riverfront
November 10	Pittsburgh	L	27-33 *	55,503	Riverfront/*OT
November 17	@Philadelphia	L	10-17	63,189	Veterans
November 24	Los Angeles Raiders	L	14-38	52,044	Riverfront
December 1	New York Giants	W	27-24	45,063	Riverfront
December 9	@Miami	L	13-37	60,616	Joe Robbie/Mon. night
December 15	@Pittsburgh	L	10-17	35,420	Three Rivers
December 22	New England	W	29-7	46,394	Riverfront
(Bye September 29)			263-435	Total home att.: 422,592	

1992

Record: 5-11-0 (4th in AFC Central)

Head Coach: Dave Shula

Date	Opponent	W-L	Score	Att.	Stadium/Remarks
September 6	@Seattle	W	21-3	57,350	Kingdome
September 13	Los Angeles Raiders	W	24-21	54,240	Riverfront/*OT
September 20	@Green Bay	L	23-24	57,272	Lambeau
September 27	Minnesota	L	7-42	53,847	Riverfront
October 11	Houston	L	24-38	54,254	Riverfront
October 19	@Pittsburgh	L	0-20	55,411	Three Rivers/Mon. night
October 25	@Houston	L	10-26	58,701	Astrodome
November 1	Cleveland	W	30-10	54,765	Riverfront
November 8	@Chicago	W	31-28	56,120	Soldier/*OT
November 15	@New York Jets	L	14-17	60,196	Giants
November 22	Detroit	L	13-19	48,574	Riverfront
November 29	Pittsburgh	L	9-21	54,253	Riverfront
December 6	@Cleveland	L	21-37	68,368	Cleveland
December 13	@San Diego	L	10-27	50,579	San Diego Jack Murphy
December 20	New England	W	20-10	45,355	Riverfront
December 27	Indianapolis	L	17-21	47,837	Riverfront
(Bye October 4)			274-364	Total home att.: 413,125	

1993

Record: 3-13-0 (4th in AFC Central)

Head Coach: Dave Shula

Date	Opponent	W-L	Score	Att.	Stadium/Remarks
September 5	@Cleveland	L	14-27	75,508	Cleveland
September 12	Indianapolis	L	6-9	50,299	Riverfront
September 19	@Pittsburgh	L	7-34	53,682	Three Rivers
September 26	Seattle	L	10-19	46,880	Riverfront
October 10	@Kansas City	L	15-17	75,394	Arrowhead
October 17	Cleveland	L	17-28	55,647	Riverfront
October 24	@Houston	L	12-28	50,039	Astrodome
November 7	Pittsburgh	L	16-24	51,202	Riverfront
November 14	Houston	L	3-38	42,347	Riverfront
November 21	@New York Jets	L	12-17	64,264	Giants
November 28	Los Angeles Raiders	W	16-10	43,272	Riverfront
December 5	@San Francisco	L	8-21	60,039	Candlestick
December 12	@New England	L	2-7	29,794	Foxboro
December 19	Los Angeles Rams	W	15-3	36,612	Riverfront
December 26	Atlanta	W	21-17	27,014	Riverfront
January 2	@New Orleans	L	13-20	58,036	Superdome
(Byes October 3 & October 31)			187-319	Total home att.: 353,273	

TEAM HISTORY

PERFECTION AT HOME

The Bengals have gone undefeated (and untied) at home during the regular season three times in team history:

- 8-0 in the Super Bowl season of 1988
- 7-0 in the '73 playoff season
- 4-0 in the strike-shortened '82 campaign

1994

Record: 3-13-0 (3rd in AFC Central)

Head Coach: Dave Shula

Date	Opponent	W-L	Score	Att.	Stadium/Remarks
September 4	Cleveland	L	20-28	52,778	Riverfront
September 11	@San Diego	L	10-27	53,217	San Diego Jack Murphy
September 18	New England	L	28-31	46,640	Riverfront
September 25	@Houston	L	13-20	44,253	Astrodome
October 2	Miami	L	7-23	55,056	Riverfront/Sun. night
October 16	@Pittsburgh	L	10-14	55,353	Three Rivers
October 23	@Cleveland	L	13-37	77,588	Cleveland
October 30	Dallas	L	20-23	57,096	Riverfront
November 6	@Seattle	W	20-17	46,630	Kingdome/*OT
November 13	Houston	W	34-31	54,908	Riverfront
November 20	Indianapolis	L	13-17	55,566	Riverfront
November 27	@Denver	L	13-15	69,714	Mile High
December 4	Pittsburgh	L	15-38	53,401	Riverfront
December 11	@New York Giants	L	20-27	67,530	Giants
December 18	@Arizona	L	7-28	50,110	Sun Devil
December 24	Philadelphia	W	33-30	39,923	Riverfront/Sat. afternoon
(Bye October 9)			276-406	Total home att.: 415,368	

1995

Record: 7-9-0 (2nd in AFC Central)

Head Coach: Dave Shula

Date	Opponent	W-L	Score	Att.	Stadium/Remarks
September 3	@Indianapolis	W	24-21 *	42,445	RCA Dome/*OT
September 10	Jacksonville	W	24-17	48,318	Riverfront
September 17	@Seattle	L	21-24	39,492	Kingdome
September 24	Houston	L	28-38	46,332	Riverfront
October 1	Miami	L	23-26	52,671	Riverfront
October 8	@Tampa Bay	L	16-19	41,732	Tampa
October 19	@Pittsburgh	W	27-9	56,684	Three Rivers/Thu. night
October 29	Cleveland	L	26-29 *	58,639	Riverfront/*OT
November 5	Oakland	L	17-20	51,265	Riverfront
November 12	@Houston	W	32-25	32,998	Astrodome
November 19	Pittsburgh	L	31-49	54,636	Riverfront
November 26	@Jacksonville	W	17-13	68,249	Jacksonville Municipal
December 3	@Green Bay	L	10-24	60,318	Lambeau
December 10	Chicago	W	16-10	38,642	Riverfront
December 17	@Cleveland	L	10-26	55,875	Cleveland
December 24	Minnesota	W	27-24	34,568	Riverfront
(Bye October 15)			349-374	Total home att.: 385,071	

1996

Record: 8-8-0 (3rd in AFC Central)

Head Coaches: Dave Shula (1-6), Bruce Coslet (7-2)

Date	Opponent	W-L	Score	Att.	Stadium/Remarks
September 1	@St. Louis	L	16-26	62,659	Trans World Dome
September 8	@San Diego	L	14-17	55,880	SD Jack Murphy
September 15	New Orleans	W	30-15	45,412	Cinergy Field
September 29	Denver	L	10-14	51,798	Cinergy Field
October 6	Houston	L	27-30 *	44,680	Cinergy Field/*OT/Sun. night
October 13	@Pittsburgh	L	10-20	58,875	Three Rivers
October 20	@San Francisco	L	21-28	63,218	3Com Park
October 27	Jacksonville	W	28-21	45,890	Cinergy Field
November 3	@Baltimore	W	24-21	60,743	Memorial
November 10	Pittsburgh	W	34-24	57,265	Cinergy Field
November 17	@Buffalo	L	17-31	75,549	Rich
November 24	Atlanta	W	41-31	44,868	Cinergy Field
December 1	@Jacksonville	L	27-30	57,408	Jacksonville Municipal
December 8	Baltimore	W	21-14	43,022	Cinergy Field
December 15	@Houston	W	21-13	15,131	Astrodome
December 22	Indianapolis	W	31-24	49,389	Cinergy Field
(Bye September 22)			372-369	Total home att.: 382,324	

43 IN A ROW

The Bengals' longest sellout streak of regular and postseason games at Cinergy Field/Riverfront Stadium is 43. The sellout streak began with the opening game against Phoenix in 1988, the season the Bengals won the American Football Conference championship and met the San Francisco 49ers in Super Bowl XXIII. The final game of the streak was the home finale against Indianapolis in 1992.

1997

Record: 7-9-0 (4th in AFC Central)

Head Coach: Bruce Coslet

Date	Opponent	W-L	Score	Att.	Stadium/Remarks
August 31	Arizona	W	24-21	53,644	Cinergy Field
September 7	@ Baltimore	L	10-23	52,968	Memorial Stadium
September 21	@ Denver	L	20-38	73,871	Mile High
September 28	New York Jets	L	14-31	57,209	Cinergy Field
October 5	@ Jacksonville	L	13-21	67,128	ALLTEL
October 12	@ Tennessee	L	7-30	17,071	Liberty Bowl (Memphis)
October 19	Pittsburgh	L	10-26	60,020	Cinergy Field
October 26	@ New York Giants	L	27-29	72,584	Giants
November 2	San Diego	W	38-31	53,754	Cinergy Field
November 9	@ Indianapolis	W	28-13	58,473	RCA Dome
November 16	@ Pittsburgh	L	3-20	55,226	Three Rivers
November 23	Jacksonville	W	31-26	55,158	Cinergy Field
November 30	@ Philadelphia	L	42-44	66,623	Veterans
December 4	Tennessee	W	41-14	49,086	Cinergy Field/Thurs. night
December 14	Dallas	W	31-24	60,043	Cinergy Field
December 21	Baltimore	W	16-14	50,917	Cinergy Field
(Bye September 14)			355-405	Total home att.: 439,831	

1998

Record: 3-13-0 (5th in AFC Central)

Head Coach: Bruce Coslet

Date	Opponent	W-L	Score	Att.	Stadium/Remarks
September 6	Tennessee	L	14-23	55,848	Cinergy Field
September 13	@ Detroit	W	34-28	66,354	Pontiac Silverdome/*OT
September 20	Green Bay	L	6-13	56,346	Cinergy Field
September 27	@ Baltimore	L	24-31	68,154	Ravens Stadium at Camden Yards/Sun. night
October 11	Pittsburgh	W	25-20	59,979	Cinergy Field
October 18	@ Tennessee	L	14-44	33,288	Vanderbilt Stadium
October 25	@ Oakland	L	10-27	40,089	Network Associates Coliseum
November 1	Denver	L	26-33	59,974	Cinergy Field
November 8	@ Jacksonville	L	11-24	67,040	ALLTEL
November 15	@ Minnesota	L	3-24	64,232	Metrodome
November 22	Baltimore	L	13-20	52,571	Cinergy Field
November 29	Jacksonville	L	17-34	55,432	Cinergy Field
December 6	Buffalo	L	20-33	54,359	Cinergy Field
December 13	@ Indianapolis	L	26-39	55,179	RCA Dome
December 20	@ Pittsburgh	W	25-24	52,017	Three Rivers
December 27	Tampa Bay	L	0-35	49,826	Cinergy Field
(Bye October 4)			268-452	Total home att.: 444,335	

BENGALS DOUBLE-DIGIT CLUB

Through 1998, 20 players shared the distinction of having played 10 or more seasons for the Bengals:

Player	Pos.	Years	Seasons
Ken Anderson	QB	16	1971-86
Ken Riley	CB	15	1969-83
Reggie Williams	LB	14	1976-89
Jim Breech	K	13	1980-92
Anthony Munoz	T	13	1980-92
Joe Walter	T	13	1985-97
Isaac Curtis	WR	12	1973-84
Bob Johnson	C	12	1968-79
Bruce Kozerski	OL	12	1984-95
Tim Krumrie	NT	12	1983-94
Jim LeClair	LB	12	1972-83
Glenn Cameron	LB	11	1975-85
Rodney Holman	TE	11	1982-92
Lee Johnson	P-K	11	1988-98
Max Montoya	G-T	11	1979-89
Louis Breedon	CB	10	1978-87
Boomer Esiason	QB	10	1984-92, 97
Dave Lapham	G	10	1974-83
Pat McNally	P-WR	10	1976-85
Bob Trumpy	TE-WR	10	1968-77

BENGALS ALL-TIME PRESEASON RESULTS

All-Time Preseason Record: 72-70-2

All games night games unless noted with (D).

1968 (2-3-0)

Date	Opponent	Score	W-L
August 3	Kansas City	14-38	L
August 10	@Denver	13-15	L
August 17	Buffalo	6-10	L
August 25 (D)	Pittsburgh-a	19-3	W
August 30	New York Jets-b	13-9	W
a-at Morgantown, W.Va.			
b-at Memphis, Tenn.			

1969 (3-2-0)

Date	Opponent	Score	W-L
August 10 (D)	Boston-a	13-21	L
August 16	Kansas City-b	7-23	L
August 23	Miami	28-21	W
August 30	@Pittsburgh	23-13	W
September 6	Denver	13-11	W
a-at Bowling Green, Ohio			
b-at Jackson, Miss.			

1970 (2-3-1)

Date	Opponent	Score	W-L
August 8	Washington	27-12	W
August 15	@Miami	10-20	L
August 22	@St. Louis	20-41	L
August 29	Cleveland	31-24	W
September 5	@Green Bay-a	10-10	T
September 12	Detroit	14-31	L
a-at Milwaukee			

1971 (5-0-1)

Date	Opponent	Score	W-L
August 7	@Miami	27-10	W
August 14	@Detroit	31-24	W
August 23	Pittsburgh	20-13	W
August 28	St. Louis	22-21	W
September 4	Green Bay	27-24	W
September 11	@Washington	17-17	T

1972 (3-3-0)

Date	Opponent	Score	W-L
August 5	@Green Bay	14-24	L
August 12	Detroit	28-20	W
August 19	Miami	17-35	L
August 28	@Philadelphia	34-20	W
September 3(D)	Cleveland-a	27-21	W
September 9	Atlanta	14-44	L
a-at Columbus, Ohio			

1973 (4-2-0)

Date	Opponent	Score	W-L
August 4	@Miami	13-14	L
August 11	Philadelphia	45-21	W
August 19 (D)	Cleveland-a	6-24	W
August 24	@Detroit	17-10	W
September 1	Atlanta	31-20	W
September 8	Green Bay	13-10	W
a-at Columbus, Ohio			

1974 (4-2-0)

Date	Opponent	Score	W-L
August 3	Miami	19-13	W
August 10	Philadelphia	35-21	W
August 17	@Atlanta	13-7 †	W
August 26	Detroit	27-14	W
September 1(D)	Cleveland-a	17-21	L
September 6	@Green Bay-b	24-26	L
a-at Columbus, Ohio			
b-at Milwaukee			
†Overtime			

1975 (4-3-0)

Date	Opponent	Score	W-L
August 2(D)	Washington-a	9-17	L
August 9	@Miami	3-7	L
August 15	@Buffalo	38-28	W
August 23	Green Bay	27-10	W
August 28	@Philadelphia	20-30	L
September 6(D)	@Detroit	22-14	W
September 13	New Orleans	20-0	W
a-Hall of Fame Game at Canton, Ohio			

1976 (4-2-0)

Date	Opponent	Score	W-L
July 31	@Green Bay	23-17	W
August 7	Buffalo	31-10	W
August 14	Detroit	26-14	W
August 22(D)	@Minnesota	17-23	L
August 29	@New Orleans	10-13	L
September 4	@Tampa Bay	24-13	W

1977 (5-1-0)

Date	Opponent	Score	W-L
August 6	@Green Bay	20-23	L
August 13	Tampa Bay	45-0	W
August 21 (D)	@Detroit	17-13	W
August 27	@St. Louis	33-9	W
September 3	Minnesota	26-7	W
September 10	@Chicago	24-6	W

1978 (2-2-0)

Date	Opponent	Score	W-L
August 5	@Tampa Bay	0-17	L
August 12	Detroit	10-14	L
August 19	Chicago	27-3	W
August 26	@Green Bay-a	17-14	W
a-at Milwaukee			

1979 (2-2-0)

Date	Opponent	Score	W-L
August 4	@Detroit	40-28	W
August 11	Green Bay	20-5	W
August 18	@Chicago	13-17	L
August 25	Tampa Bay	13-24	L

1980 (1-3-0)

Date	Opponent	Score	W-L
August 9	@Denver	6-17	L
August 16	Chicago	21-3	W
August 23	@Tampa Bay	14-20 †	L
August 30	Detroit	10-15	L
†Overtime			

1981 (2-2-0)

Date	Opponent	Score	W-L
August 8	@Tampa Bay	24-17	W
August 15	@Detroit	30-20	W
August 22	@Chicago	21-24	L
August 29	Denver	20-24	L

1982 (1-3-0)

Date	Opponent	Score	W-L
August 13	@Kansas City	20-26	L
August 20	@Green Bay-a	27-41	L
August 28	Detroit	23-27	L
September 3	Washington	28-21	W
a-at Milwaukee			

1983 (0-4-0)			
Date	Opponent	Score	W-L
August 6	Kansas City	7-24	L
August 12	@Washington	23-27	L
August 18	New York Jets	17-20†	L
August 27	@Detroit	7-34	L
†Overtime			

1984 (3-1-0)			
Date	Opponent	Score	W-L
August 4	@New York Jets	21-15	W
August 11	@Tampa Bay	13-21	L
August 18	@Chicago	25-17	W
August 24	Detroit	35-14	W

1985 (2-2-0)			
Date	Opponent	Score	W-L
August 10	Kansas City	27-35	L
August 17	New York Jets	24-20	W
August 23	@Detroit	17-31	L
August 30	@Indianapolis	31-21	W

1986 (1-3-0)			
Date	Opponent	Score	W-L
August 9	@Kansas City	0-20	L
August 16	@New York Jets	17-28	L
August 23	Green Bay	34-12	W
August 29	Detroit	20-30	L

1987 (2-2-0)			
Date	Opponent	Score	W-L
August 15	@Tampa Bay	31-30	W
August 22	@Detroit	9-23	L
August 29	@Green Bay	28-20	W
September 4	New Orleans	14-26	L

1988 (4-1-0)			
Date	Opponent	Score	W-L
July 30 (D)	Los Angeles Rams-a	14-7	W
August 6	@Kansas City	21-34	L
August 13	@Buffalo	24-13	W
August 20	Detroit	24-7	W
August 26	@New England	27-21	W
a-Hall of Fame Game at Canton, Ohio			

1989 (2-2-0)			
Date	Opponent	Score	W-L
August 13	Buffalo	24-20	W
August 19	@Detroit	35-3	W
August 26	@New Orleans	10-27	L
September 1	@Minnesota	10-17	L

1990 (1-3-0)			
Date	Opponent	Score	W-L
August 11	@Tampa Bay	17-30	L
August 18	@Atlanta	17-34	L
August 24	@New England	13-10†	W
August 31	Detroit	24-26	L
†Overtime			

1991 (2-2-0)			
Date	Opponent	Score	W-L
August 2	@Detroit	20-24	L
August 10	Philadelphia	24-29	L
August 17	Minnesota	27-24†	W
August 24	@Green Bay-a	19-16†	W
†Overtime			
a-at Milwaukee			

1992 (2-2-0)			
Date	Opponent	Score	W-L
August 9	@New York Giants	7-13	L
August 15	@Philadelphia	17-27	L
August 22	Indianapolis	20-0	W
August 28	Detroit	34-17	W

1993 (2-2-0)			
Date	Opponent	Score	W-L
August 7	New York Giants	16-27	L
August 14	@Indianapolis	24-7	W
August 20	@Detroit	7-30	L
August 27	Philadelphia	23-3	W

1994 (1-3-0)			
Date	Opponent	Score	W-L
August 6	@Tampa Bay	16-17	L
August 13	Indianapolis	21-26	L
August 20	@Philadelphia	7-17	L
August 26	Detroit	38-14	W

1995 (1-3-0)			
Date	Opponent	Score	W-L
August 4	@Indianapolis	34-21	W
August 11	Tampa Bay	7-31	L
August 17	@Detroit	13-20	L
August 25	New York Jets	24-30	L

1996 (2-2-0)			
Date	Opponent	Score	W-L
August 3	Indianapolis	28-25	W
August 10	@Arizona	10-13	L
August 16	@Washington	28-7	W
August 23	Detroit	17-24	L

1997 (2-2-0)			
Date	Opponent	Score	W-L
August 1	@Indianapolis	16-20	L
August 8	@Detroit	27-23	W
August 16	Minnesota	37-13	W
August 22	Seattle	28-31	L

1998 (1-3-0)			
Date	Opponent	Score	W-L
August 8	@New York Giants	17-24	L
August 17	Indianapolis	27-30	L
August 22	Detroit	33-19	W
August 28	@Atlanta	0-17	L

DILLON BETTER BY ONE

Bengals HB **Corey Dillon** did his 1129-yard rookie season one better in 1998, finishing with 1130 rushing yards after a 70-yard effort in the season finale against Tampa Bay.

Dillon now has the third and fourth-best rushing seasons in team history. **James Brooks** still holds the club record, with 1239 yards in 1989, and **Harold Green's** 1170-yard year in 1992 ranks second.

Dillon averaged 4.3 yards per carry, toting the ball 262 times. That's the third-most carries in club history, behind **Pete Johnson's** 274 in 1981 and Harold Green's 265 in 1992.

Dillon is only the second player in team history to post consecutive 1000-yard rushing years, and his 2259 yards for 1997-98 are the most by any Bengals rusher in consecutive seasons. The only previous back-to-back 1000-yard rushing seasons in Bengals history were posted by Brooks, who followed his 1239-yard record year with 1004 in 1990. Brooks had 2243 yards combined for the two years.

BENGALS ALL-TIME RESULTS BY OPPONENTS

ARIZONA CARDINALS

Bengals Lead Regular Season Series 4-2-0
(Cardinals franchise known as Phoenix prior to 1994 and in St. Louis prior to 1988)

YEAR	SITE	SCORE
1973	Cincinnati	Cincinnati 42, St. Louis 24
1979	Cincinnati	Cincinnati 34, St. Louis 28
1985	St. Louis	St. Louis 41, Cincinnati 27
1988	Cincinnati	Cincinnati 21, Phoenix 14
1994	Arizona	Arizona 28, Cincinnati 7
1997	Cincinnati	Cincinnati 24, Arizona 21

ATLANTA FALCONS

Bengals Lead Regular Season Series 7-2-0

YEAR	SITE	SCORE
1971	Cincinnati	Atlanta 9, Cincinnati 6
1975	Atlanta	Cincinnati 21, Atlanta 14
1978	Cincinnati	Cincinnati 37, Atlanta 7
1981	Atlanta	Cincinnati 30, Atlanta 28
1984	Cincinnati	Cincinnati 35, Atlanta 14
1987	Atlanta	Cincinnati 16, Atlanta 10
1990	Atlanta	Atlanta 38, Cincinnati 17
1993	Cincinnati	Cincinnati 21, Atlanta 17
1996	Cincinnati	Cincinnati 41, Atlanta 31

BALTIMORE RAVENS

Regular Season Series Tied 3-3-0

YEAR	SITE	SCORE
1996	Baltimore	Cincinnati 24, Baltimore 21
	Cincinnati	Cincinnati 21, Baltimore 14
1997	Baltimore	Baltimore 23, Cincinnati 10
	Cincinnati	Cincinnati 16, Baltimore 14
1998	Baltimore	Baltimore 31, Cincinnati 24
	Cincinnati	Baltimore 20, Cincinnati 13

BUFFALO BILLS

Regular Season Series Tied 9-9-0;
Bengals Lead Postseason Series 2-0

YEAR	SITE	SCORE
1968	Cincinnati	Cincinnati 34, Buffalo 23
1969	Buffalo	Buffalo 16, Cincinnati 13
1970	Buffalo	Cincinnati 43, Buffalo 14
1973	Buffalo	Cincinnati 16, Buffalo 13
1975	Cincinnati	Cincinnati 33, Buffalo 24
1978	Buffalo	Buffalo 5, Cincinnati 0
1979	Buffalo	Buffalo 51, Cincinnati 24
1980	Cincinnati	Buffalo 14, Cincinnati 0
1981	Cincinnati	Cincinnati 27, Buffalo 24 (OT)
	*Cincinnati	Cincinnati 28, Buffalo 21
1983	Cincinnati	Buffalo 10, Cincinnati 6
1984	Cincinnati	Cincinnati 52, Buffalo 21
1985	Buffalo	Cincinnati 23, Buffalo 17
1986	Cincinnati	Cincinnati 36, Buffalo 33 (OT)
1988	Cincinnati	Cincinnati 35, Buffalo 21
	**Cincinnati	Cincinnati 21, Buffalo 10
1989	Buffalo	Buffalo 24, Cincinnati 7
1991	Buffalo	Buffalo 35, Cincinnati 16
1996	Buffalo	Buffalo 31, Cincinnati 17
1998	Cincinnati	Buffalo 33, Cincinnati 20

*AFC Divisional Playoff

**AFC Championship

CAROLINA PANTHERS

Teams Have Not Met

CHICAGO BEARS

Bengals Lead Regular Season Series 4-2-0

YEAR	SITE	SCORE
1972	Chicago	Cincinnati 13, Chicago 3
1980	Chicago	Cincinnati 17, Chicago 14 (OT)
1986	Cincinnati	Chicago 44, Cincinnati 7
1989	Chicago	Chicago 17, Cincinnati 14
1992	Chicago	Cincinnati 31, Chicago 28 (OT)
1995	Cincinnati	Cincinnati 16, Chicago 10

CLEVELAND BROWNS

Browns Lead Regular Season Series 27-24-0

YEAR	SITE	SCORE
1970	Cleveland	Cleveland 30, Cincinnati 27
	Cincinnati	Cincinnati 14, Cleveland 10
1971	Cincinnati	Cleveland 27, Cincinnati 24
	Cleveland	Cleveland 31, Cincinnati 27
1972	Cleveland	Cleveland 27, Cincinnati 6
	Cincinnati	Cleveland 27, Cincinnati 24
1973	Cleveland	Cleveland 17, Cincinnati 10
	Cincinnati	Cincinnati 34, Cleveland 7
1974	Cincinnati	Cincinnati 33, Cleveland 7
	Cleveland	Cincinnati 34, Cleveland 24
1975	Cincinnati	Cincinnati 24, Cleveland 17
	Cleveland	Cleveland 35, Cincinnati 23
1976	Cleveland	Cleveland 45, Cleveland 24
	Cincinnati	Cincinnati 21, Cleveland 6
1977	Cincinnati	Cleveland 13, Cincinnati 3
	Cleveland	Cincinnati 10, Cleveland 7
1978	Cleveland	Cleveland 13, Cincinnati 10 (OT)
	Cincinnati	Cincinnati 48, Cleveland 16
1979	Cleveland	Cleveland 28, Cincinnati 27
	Cincinnati	Cincinnati 16, Cleveland 12
1980	Cleveland	Cleveland 31, Cincinnati 7
	Cincinnati	Cleveland 27, Cincinnati 24
1981	Cincinnati	Cleveland 20, Cincinnati 17
	Cleveland	Cincinnati 41, Cleveland 21
1982	Cincinnati	Cincinnati 23, Cleveland 10
1983	Cleveland	Cleveland 17, Cincinnati 7
	Cincinnati	Cincinnati 28, Cleveland 21
1984	Cincinnati	Cincinnati 12, Cleveland 9
	Cleveland	Cincinnati 20, Cleveland 17 (OT)
1985	Cincinnati	Cincinnati 27, Cleveland 10
	Cleveland	Cleveland 24, Cincinnati 6
1986	Cleveland	Cincinnati 30, Cleveland 13
	Cincinnati	Cleveland 34, Cincinnati 3
1987	Cincinnati	Cleveland 34, Cincinnati 0
	Cleveland	Cleveland 38, Cincinnati 24
1988	Cincinnati	Cincinnati 24, Cleveland 17
	Cleveland	Cleveland 23, Cincinnati 16
1989	Cincinnati	Cincinnati 21, Cleveland 14
	Cleveland	Cincinnati 21, Cleveland 0
1990	Cleveland	Cincinnati 34, Cleveland 13
	Cincinnati	Cincinnati 21, Cleveland 14
1991	Cleveland	Cleveland 14, Cincinnati 13
	Cincinnati	Cincinnati 23, Cleveland 21
1992	Cincinnati	Cincinnati 30, Cleveland 10
	Cleveland	Cleveland 37, Cincinnati 21
1993	Cleveland	Cleveland 27, Cincinnati 14
	Cincinnati	Cleveland 28, Cincinnati 17

1994	Cincinnati	Cleveland 28, Cincinnati 20
	Cleveland	Cleveland 37, Cincinnati 13
1995	Cincinnati	Cleveland 29, Cincinnati 26 (OT)
	Cleveland	Cleveland 26, Cincinnati 10

DALLAS COWBOYS

Cowboys Lead Regular Season Series 4-3-0

YEAR	SITE	SCORE
1973	Dallas	Dallas 38, Cincinnati 10
1979	Dallas	Dallas 38, Cincinnati 13
1985	Cincinnati	Cincinnati 50, Dallas 24
1988	Dallas	Cincinnati 38, Dallas 24
1991	Dallas	Dallas 35, Cincinnati 23
1994	Cincinnati	Dallas 23, Cincinnati 20
1997	Cincinnati	Cincinnati 31, Dallas 24

DENVER BRONCOS

Broncos Lead Regular Season Series 14-6-0

YEAR	SITE	SCORE
1968	Cincinnati	Cincinnati 24, Denver 10
	Denver	Denver 10, Cincinnati 7
1969	Cincinnati	Denver 30, Cincinnati 23
	Denver	Denver 27, Cincinnati 16
1971	Denver	Cincinnati 24, Denver 10
1972	Cincinnati	Cincinnati 21, Denver 10
1973	Denver	Denver 28, Cincinnati 10
1975	Denver	Cincinnati 17, Denver 16
1976	Cincinnati	Cincinnati 17, Denver 7
1977	Cincinnati	Denver 24, Cincinnati 13
1979	Denver	Denver 10, Cincinnati 0
1981	Cincinnati	Cincinnati 38, Denver 21
1983	Denver	Denver 24, Cincinnati 17
1984	Denver	Denver 20, Cincinnati 17
1986	Denver	Denver 34, Cincinnati 28
1991	Denver	Denver 45, Cincinnati 14
1994	Denver	Denver 15, Cincinnati 13
1996	Cincinnati	Denver 14, Cincinnati 10
1997	Denver	Denver 38, Cincinnati 20
1998	Cincinnati	Denver 33, Cincinnati 26

DETROIT LIONS

Bengals Lead Regular Season Series 4-3-0

YEAR	SITE	SCORE
1970	Detroit	Detroit 38, Cincinnati 3
1974	Cincinnati	Detroit 23, Cincinnati 19
1983	Cincinnati	Cincinnati 17, Detroit 9
1986	Detroit	Cincinnati 24, Detroit 17
1989	Cincinnati	Cincinnati 42, Detroit 7
1992	Cincinnati	Detroit 19, Cincinnati 13
1998	Detroit	Cincinnati 34, Detroit 28 (OT)

GREEN BAY PACKERS

Packers Lead Regular Season Series 5-4-0

YEAR	SITE	SCORE
1971	Green Bay	Green Bay 20, Cincinnati 17
1976	Cincinnati	Cincinnati 28, Green Bay 7
1977	Milwaukee	Cincinnati 17, Green Bay 7
1980	Green Bay	Green Bay 14, Cincinnati 9
1983	Cincinnati	Cincinnati 34, Green Bay 14
1986	Milwaukee	Cincinnati 34, Green Bay 28
1992	Green Bay	Green Bay 24, Cincinnati 23
1995	Green Bay	Green Bay 24, Cincinnati 10
1998	Cincinnati	Green Bay 13, Cincinnati 6

INDIANAPOLIS COLTS

Colts Lead Regular Season Series 10-8-0;

Colts Lead Postseason Series 1-0

(Colts franchise in Baltimore prior to 1984)

YEAR	SITE	SCORE
1970	*Baltimore	Baltimore 17, Cincinnati 0
1972	Cincinnati	Baltimore 20, Cincinnati 19
1974	Baltimore	Cincinnati 24, Baltimore 14
1976	Baltimore	Baltimore 28, Cincinnati 27
1979	Baltimore	Baltimore 38, Cincinnati 28
1980	Cincinnati	Cincinnati 34, Baltimore 33
1981	Baltimore	Cincinnati 41, Baltimore 19
1982	Baltimore	Cincinnati 20, Baltimore 17
1983	Cincinnati	Baltimore 34, Cincinnati 31
1987	Indianapolis	Cincinnati 23, Indianapolis 21
1989	Cincinnati	Indianapolis 23, Cincinnati 12
1990	Cincinnati	Indianapolis 34, Cincinnati 20
1992	Cincinnati	Indianapolis 21, Cincinnati 17
1993	Cincinnati	Indianapolis 9, Cincinnati 6
1994	Cincinnati	Indianapolis 17, Cincinnati 13
1995	Indianapolis	Cincinnati 24, Indianapolis 21 (OT)
1996	Cincinnati	Cincinnati 31, Indianapolis 24
1997	Indianapolis	Cincinnati 28, Indianapolis 13
1998	Indianapolis	Indianapolis 39, Cincinnati 26

*AFC Divisional Playoff

JACKSONVILLE JAGUARS

Regular Season Series Tied 4-4-0

YEAR	SITE	SCORE
1995	Cincinnati	Cincinnati 24, Jacksonville 17
	Jacksonville	Cincinnati 17, Jacksonville 13
1996	Cincinnati	Cincinnati 28, Jacksonville 21
	Jacksonville	Jacksonville 30, Cincinnati 27
1997	Jacksonville	Jacksonville 21, Cincinnati 13
	Cincinnati	Cincinnati 31, Jacksonville 26
1998	Jacksonville	Jacksonville 24, Cincinnati 11
	Cincinnati	Jacksonville 34, Cincinnati 17

KANSAS CITY CHIEFS

Chiefs Lead Regular Season Series 11-9-0

YEAR	SITE	SCORE
1968	Kansas City	Kansas City 13, Cincinnati 3
	Cincinnati	Kansas City 16, Cincinnati 9
1969	Cincinnati	Cincinnati 24, Kansas City 19
	Kansas City	Kansas City 42, Cincinnati 22
1970	Cincinnati	Kansas City 27, Cincinnati 19
1972	Kansas City	Cincinnati 23, Kansas City 16
1973	Cincinnati	Cincinnati 14, Kansas City 6
1974	Cincinnati	Cincinnati 33, Kansas City 6
1976	Kansas City	Cincinnati 27, Kansas City 24
1977	Kansas City	Cincinnati 27, Kansas City 7
1978	Cincinnati	Kansas City 24, Cincinnati 23
1979	Cincinnati	Kansas City 10, Cincinnati 7
1980	Kansas City	Cincinnati 20, Kansas City 6
1983	Kansas City	Kansas City 20, Cincinnati 15
1984	Cincinnati	Kansas City 27, Cincinnati 22
1986	Kansas City	Kansas City 24, Cincinnati 14
1987	Cincinnati	Cincinnati 30, Kansas City 27 (OT)
1988	Kansas City	Kansas City 31, Cincinnati 28
1989	Kansas City	Cincinnati 21, Kansas City 17
1993	Kansas City	Kansas City 17, Cincinnati 15

(continued)

(All-Time Results By Opponents — cont'd)**MIAMI DOLPHINS**

Dolphins Lead Regular Season Series 11-3-0;

Dolphins Lead Postseason Series 1-0

YEAR	SITE	SCORE
1968	Cincinnati	Miami 24, Cincinnati 22
	Miami	Cincinnati 38, Miami 21
1969	Cincinnati	Cincinnati 27, Miami 21
1971	Cincinnati	Miami 23, Cincinnati 13
1973*	Miami	Miami 34, Cincinnati 16
1974	Miami	Miami 24, Cincinnati 3
1977	Cincinnati	Cincinnati 23, Miami 17
1978	Miami	Miami 21, Cincinnati 0
1980	Miami	Miami 17, Cincinnati 16
1983	Miami	Miami 38, Cincinnati 14
1987	Cincinnati	Miami 20, Cincinnati 14
1989	Cincinnati	Miami 20, Cincinnati 13
1991	Miami	Miami 37, Cincinnati 13
1994	Cincinnati	Miami 23, Cincinnati 7
1995	Cincinnati	Miami 26, Cincinnati 23

*AFC Divisional Playoff Game

MINNESOTA VIKINGS

Vikings Lead Regular Season Series 5-4-0

YEAR	SITE	SCORE
1973	Cincinnati	Cincinnati 27, Minnesota 0
1977	Minnesota	Minnesota 42, Cincinnati 10
1980	Cincinnati	Cincinnati 14, Minnesota 0
1983	Minnesota	Minnesota 20, Cincinnati 14
1986	Cincinnati	Cincinnati 24, Minnesota 20
1989	Minnesota	Minnesota 29, Cincinnati 21
1992	Cincinnati	Minnesota 42, Cincinnati 7
1995	Cincinnati	Cincinnati 27, Minnesota 24
1998	Minnesota	Minnesota 24, Cincinnati 3

NEW ENGLAND PATRIOTS

Patriots Lead Regular Season Series 9-7-0

(Patriots franchise in Boston prior to 1971)

YEAR	SITE	SCORE
1968	Boston	Boston 33, Cincinnati 14
1969	Cincinnati	Boston 25, Cincinnati 14
1970	Cincinnati	Cincinnati 45, Boston 7
1972	New England	Cincinnati 31, New England 7
1975	Cincinnati	Cincinnati 27, New England 10
1978	Cincinnati	New England 10, Cincinnati 3
1979	Cincinnati	New England 20, Cincinnati 14
1984	New England	New England 20, Cincinnati 14
1985	New England	New England 34, Cincinnati 23
1986	New England	Cincinnati 31, New England 7
1988	New England	New England 27, Cincinnati 21
1990	Cincinnati	Cincinnati 41, New England 7
1991	Cincinnati	Cincinnati 29, New England 7
1992	Cincinnati	Cincinnati 20, New England 10
1993	New England	New England 7, Cincinnati 2
1994	Cincinnati	New England 31, Cincinnati 28

NEW ORLEANS SAINTS

Saints Lead Regular Season Series 5-4-0

YEAR	SITE	SCORE
1970	Cincinnati	Cincinnati 26, New Orleans 6
1975	New Orleans	Cincinnati 21, New Orleans 0
1978	Cincinnati	New Orleans 20, Cincinnati 18
1981	New Orleans	New Orleans 17, Cincinnati 7
1984	New Orleans	Cincinnati 24, New Orleans 21
1987	Cincinnati	New Orleans 41, Cincinnati 24
1990	Cincinnati	New Orleans 21, Cincinnati 7

1993	New Orleans	New Orleans 20, Cincinnati 13
1996	Cincinnati	Cincinnati 30, New Orleans 15

NEW YORK GIANTS

Giants Lead Regular Season Series 4-2-0

YEAR	SITE	SCORE
1972	Cincinnati	Cincinnati 13, New York 10
1977	Cincinnati	Cincinnati 30, New York 13
1985	Cincinnati	Cincinnati 35, New York 30
1991	Cincinnati	Cincinnati 27, New York 24
1994	New York	New York 27, Cincinnati 20
1997	New York	New York 29, Cincinnati 27

NEW YORK JETS

Jets Lead Regular Season Series 10-6-0;

Jets Lead Postseason Series 1-0

YEAR	SITE	SCORE
1968	New York	New York 27, Cincinnati 14
1969	Cincinnati	New York 21, Cincinnati 7
	New York	New York 40, Cincinnati 7
1971	New York	New York 35, Cincinnati 21
1973	Cincinnati	Cincinnati 20, New York 14
1976	New York	Cincinnati 42, New York 3
1981	New York	Cincinnati 31, New York 30
1982	*Cincinnati	New York 44, Cincinnati 17
1984	New York	New York 43, Cincinnati 23
1985	Cincinnati	New York 29, Cincinnati 20
1986	Cincinnati	Cincinnati 52, New York 21
1987	New York	New York 27, Cincinnati 20
1988	Cincinnati	Cincinnati 36, New York 19
1990	Cincinnati	Cincinnati 25, New York 20
1992	New York	New York 17, Cincinnati 14
1993	New York	New York 17, Cincinnati 12
1997	Cincinnati	New York 31, Cincinnati 14

*AFC First-Round Playoff

OAKLAND RAIDERS

Raiders Lead Regular Season Series 16-7-0;

Raiders Lead Postseason Series 2-0

(Raiders franchise in Los Angeles 1982-94)

YEAR	SITE	SCORE
1968	Oakland	Oakland 31, Cincinnati 10
	Cincinnati	Oakland 34, Cincinnati 0
1969	Cincinnati	Cincinnati 31, Oakland 17
	Oakland	Oakland 37, Cincinnati 17
1970	Cincinnati	Cincinnati 31, Oakland 21
1971	Oakland	Oakland 31, Cincinnati 27
1972	Cincinnati	Oakland 20, Cincinnati 14
1974	Oakland	Oakland 30, Cincinnati 27
1975	Cincinnati	Cincinnati 14, Oakland 10
	*Oakland	Oakland 31, Cincinnati 28
1976	Oakland	Oakland 35, Cincinnati 20
1978	Cincinnati	Oakland 34, Cincinnati 21
1980	Oakland	Oakland 28, Cincinnati 17
1982	Cincinnati	Cincinnati 31, Los Angeles 17
1983	Cincinnati	Los Angeles 20, Cincinnati 10
1985	Los Angeles	Los Angeles 13, Cincinnati 6
1988	Los Angeles	Cincinnati 45, Los Angeles 21
1989	Los Angeles	Los Angeles 28, Cincinnati 7
1990	Los Angeles	Los Angeles 24, Cincinnati 7
	*Los Angeles	Los Angeles 20, Cincinnati 10
1991	Cincinnati	Los Angeles 38, Cincinnati 14
1992	Cincinnati	Cincinnati 24, Los Angeles 21 (OT)
1993	Cincinnati	Cincinnati 16, Los Angeles 10
1995	Cincinnati	Oakland 20, Cincinnati 17
1998	Oakland	Oakland 27, Cincinnati 10

*AFC Divisional Playoff Game

PHILADELPHIA EAGLES

Bengals Lead Regular Season Series 6-2-0

YEAR	SITE	SCORE
1971	Cincinnati	Cincinnati 37, Philadelphia 14
1975	Philadelphia	Cincinnati 31, Philadelphia 0
1979	Cincinnati	Cincinnati 37, Philadelphia 13
1982	Philadelphia	Cincinnati 18, Philadelphia 14
1988	Philadelphia	Cincinnati 28, Philadelphia 24
1991	Philadelphia	Philadelphia 17, Cincinnati 10
1994	Cincinnati	Cincinnati 33, Philadelphia 30
1997	Philadelphia	Philadelphia 44, Cincinnati 42

PITTSBURGH STEELERS

Steelers Lead Regular Season Series 32-25-0

YEAR	SITE	SCORE
1970	Pittsburgh	Pittsburgh 21, Cincinnati 10
	Cincinnati	Cincinnati 34, Pittsburgh 7
1971	Pittsburgh	Pittsburgh 21, Cincinnati 10
	Cincinnati	Pittsburgh 21, Cincinnati 13
1972	Cincinnati	Cincinnati 15, Pittsburgh 10
	Pittsburgh	Pittsburgh 40, Cincinnati 17
1973	Cincinnati	Cincinnati 19, Pittsburgh 7
	Pittsburgh	Pittsburgh 20, Cincinnati 13
1974	Cincinnati	Cincinnati 17, Pittsburgh 10
	Pittsburgh	Pittsburgh 27, Cincinnati 3
1975	Cincinnati	Pittsburgh 30, Cincinnati 24
	Pittsburgh	Pittsburgh 35, Cincinnati 14
1976	Pittsburgh	Pittsburgh 23, Cincinnati 6
	Cincinnati	Pittsburgh 7, Cincinnati 3
1977	Pittsburgh	Pittsburgh 40, Cincinnati 14
	Cincinnati	Cincinnati 17, Pittsburgh 10
1978	Cincinnati	Pittsburgh 28, Cincinnati 3
	Pittsburgh	Pittsburgh 7, Cincinnati 6
1979	Cincinnati	Cincinnati 34, Pittsburgh 10
	Pittsburgh	Pittsburgh 37, Cincinnati 17
1980	Cincinnati	Cincinnati 30, Pittsburgh 28
	Pittsburgh	Cincinnati 17, Pittsburgh 16
1981	Cincinnati	Cincinnati 34, Pittsburgh 7
	Pittsburgh	Cincinnati 17, Pittsburgh 10
1982	Pittsburgh	Pittsburgh 26, Cincinnati 20 (OT)
1983	Cincinnati	Pittsburgh 24, Cincinnati 14
	Pittsburgh	Cincinnati 23, Pittsburgh 10
1984	Pittsburgh	Pittsburgh 38, Cincinnati 17
	Cincinnati	Cincinnati 22, Pittsburgh 20
1985	Pittsburgh	Cincinnati 37, Pittsburgh 24
	Cincinnati	Cincinnati 26, Pittsburgh 21
1986	Cincinnati	Cincinnati 24, Pittsburgh 22
	Pittsburgh	Pittsburgh 30, Cincinnati 9
1987	Pittsburgh	Pittsburgh 23, Cincinnati 20
	Cincinnati	Pittsburgh 30, Cincinnati 16
1988	Pittsburgh	Cincinnati 17, Pittsburgh 12
	Cincinnati	Cincinnati 42, Pittsburgh 7
1989	Cincinnati	Cincinnati 41, Pittsburgh 10
	Pittsburgh	Cincinnati 26, Pittsburgh 16
1990	Cincinnati	Cincinnati 27, Pittsburgh 3
	Pittsburgh	Cincinnati 16, Pittsburgh 12
1991	Cincinnati	Pittsburgh 33, Cincinnati 27 (OT)
	Pittsburgh	Pittsburgh 17, Cincinnati 10
1992	Pittsburgh	Pittsburgh 20, Cincinnati 0
	Cincinnati	Pittsburgh 21, Cincinnati 9
1993	Pittsburgh	Pittsburgh 34, Cincinnati 7
	Cincinnati	Pittsburgh 24, Cincinnati 16
1994	Pittsburgh	Pittsburgh 14, Cincinnati 10
	Cincinnati	Pittsburgh 38, Cincinnati 15
1995	Pittsburgh	Cincinnati 27, Pittsburgh 9
	Cincinnati	Pittsburgh 49, Cincinnati 31
1996	Pittsburgh	Pittsburgh 20, Cincinnati 10
	Cincinnati	Cincinnati 34, Pittsburgh 24

ST. LOUIS RAMS

Bengals Lead Regular Season Series 5-3-0
(Rams franchise in Los Angeles prior to 1995)

YEAR	SITE	SCORE
1972	Los Angeles	Los Angeles 15, Cincinnati 12
1976	Cincinnati	Cincinnati 20, Los Angeles 12
1978	Los Angeles	Cincinnati 20, Los Angeles 19
1981	Cincinnati	Cincinnati 24, Los Angeles 10
1984	Cincinnati	Los Angeles 24, Cincinnati 14
1990	Los Angeles	Cincinnati 34, Los Angeles 31 (OT)
1993	Cincinnati	Cincinnati 15, Los Angeles 3
1996	St. Louis	St. Louis 26, Cincinnati 16

SAN DIEGO CHARGERS

Chargers Lead Regular Season Series 14-9-0;
Bengals Lead Postseason Series 1-0

YEAR	SITE	SCORE
1968	San Diego	San Diego 29, Cincinnati 13
	Cincinnati	San Diego 31, Cincinnati 10
1969	Cincinnati	Cincinnati 34, San Diego 20
	San Diego	San Diego 21, Cincinnati 14
1970	San Diego	San Diego 17, San Diego 14
1971	Cincinnati	Cincinnati 31, San Diego 0
1973	San Diego	Cincinnati 20, San Diego 13
1974	Cincinnati	San Diego 20, Cincinnati 17
1975	Cincinnati	Cincinnati 47, San Diego 17
1977	San Diego	San Diego 24, Cincinnati 3
1978	San Diego	San Diego 22, Cincinnati 13
1979	Cincinnati	San Diego 26, Cincinnati 24
1980	Cincinnati	San Diego 31, Cincinnati 14
1981	San Diego	Cincinnati 40, San Diego 17
	*Cincinnati	Cincinnati 27, San Diego 7
1982	San Diego	San Diego 50, Cincinnati 34
1985	Cincinnati	San Diego 44, Cincinnati 41
1987	Cincinnati	San Diego 10, Cincinnati 9
1988	Cincinnati	Cincinnati 27, San Diego 10
1990	San Diego	Cincinnati 21, San Diego 16
1992	San Diego	San Diego 27, Cincinnati 10
1994	San Diego	San Diego 27, Cincinnati 10
1996	San Diego	San Diego 27, Cincinnati 14
1997	Cincinnati	Cincinnati 38, San Diego 31

*AFC Championship

SAN FRANCISCO 49ERS

49ers Lead Regular Season Series 7-1-0;
49ers Lead Postseason Series 2-0

YEAR	SITE	SCORE
1974	San Francisco	Cincinnati 21, San Francisco 3
1978	San Francisco	San Francisco 28, Cincinnati 12
1981	Cincinnati	San Francisco 21, Cincinnati 3
	*Pontiac, Michigan	San Francisco 26, Cincinnati 21
1984	San Francisco	San Francisco 23, Cincinnati 17
1987	Cincinnati	San Francisco 27, Cincinnati 26
1988	**Miami	San Francisco 20, Cincinnati 16
1990	Cincinnati	San Francisco 20, Cincinnati 17 (OT)
1993	San Francisco	San Francisco 21, Cincinnati 8
1996	San Francisco	San Francisco 28, Cincinnati 21

*Super Bowl XVI

**Super Bowl XXIII

(continued)

(All-Time Results By Opponents — cont'd)

SEATTLE SEAHAWKS

Regular Season Series Tied 7-7-0;
Bengals Lead Postseason Series 1-0

YEAR	SITE	SCORE
1977	Cincinnati	Cincinnati 42, Seattle 20
1981	Cincinnati	Cincinnati 27, Seattle 21
1982	Cincinnati	Cincinnati 24, Seattle 10
1984	Cincinnati	Seattle 26, Cincinnati 6
1985	Cincinnati	Seattle 28, Cincinnati 24
1986	Cincinnati	Cincinnati 34, Seattle 7
1987	Seattle	Cincinnati 17, Seattle 10
1988*	Cincinnati	Cincinnati 21, Seattle 13
1989	Cincinnati	Seattle 24, Cincinnati 17
1990	Seattle	Seattle 31, Cincinnati 16
1991	Cincinnati	Seattle 13, Cincinnati 7
1992	Seattle	Cincinnati 21, Seattle 3
1993	Cincinnati	Seattle 19, Cincinnati 10
1994	Seattle	Cincinnati 20, Seattle 17 (OT)
1995	Seattle	Seattle 24, Cincinnati 21

*AFC Divisional Playoff Game

TAMPA BAY BUCCANEERS

Regular Season Series Tied 3-3-0

YEAR	SITE	SCORE
1976	Cincinnati	Cincinnati 21, Tampa Bay 0
1980	Cincinnati	Tampa Bay 17, Cincinnati 12
1983	Tampa Bay	Cincinnati 23, Tampa Bay 17
1989	Cincinnati	Cincinnati 56, Tampa Bay 23
1995	Tampa Bay	Tampa Bay 19, Cincinnati 16
1998	Cincinnati	Tampa Bay 35, Cincinnati 0

TENNESSEE TITANS

Titans Lead Regular Season Series 31-28-1;
Bengals Lead Postseason Series 1-0

(Titans franchise in Houston prior to 1997 and
known as Oilers prior to 1999)

YEAR	SITE	SCORE
1968	Cincinnati	Houston 27, Cincinnati 17
1969	Houston	Cincinnati 31, Houston 31 (Tie)
1970	Cincinnati	Houston 20, Cincinnati 13
	Houston	Cincinnati 30, Houston 20
1971	Houston	Houston 10, Cincinnati 6
	Cincinnati	Cincinnati 28, Houston 13
1972	Cincinnati	Cincinnati 30, Houston 7
	Houston	Cincinnati 61, Houston 17
1973	Cincinnati	Cincinnati 24, Houston 10
	Houston	Cincinnati 27, Houston 24
1974	Cincinnati	Houston 34, Cincinnati 21
	Houston	Houston 20, Cincinnati 3
1975	Houston	Cincinnati 21, Houston 19
	Cincinnati	Cincinnati 23, Houston 19
1976	Houston	Cincinnati 27, Houston 7
	Cincinnati	Cincinnati 31, Houston 27
1977	Cincinnati	Cincinnati 13, Houston 10 (OT)

	Houston	Houston 21, Cincinnati 16
1978	Cincinnati	Cincinnati 28, Houston 13
	Houston	Houston 17, Cincinnati 10
1979	Cincinnati	Houston 30, Cincinnati 27 (OT)
	Houston	Cincinnati 42, Cincinnati 21
1980	Cincinnati	Houston 13, Cincinnati 10
	Houston	Houston 23, Cincinnati 3
1981	Houston	Houston 17, Cincinnati 10
	Cincinnati	Cincinnati 34, Houston 21
1982	Cincinnati	Cincinnati 27, Houston 6
	Houston	Cincinnati 35, Houston 27
1983	Houston	Cincinnati 55, Houston 14
	Cincinnati	Cincinnati 38, Houston 10
1984	Cincinnati	Cincinnati 13, Houston 3
	Houston	Cincinnati 31, Houston 13
1985	Houston	Houston 44, Cincinnati 27
	Cincinnati	Cincinnati 45, Houston 27
1986	Cincinnati	Cincinnati 31, Houston 28
	Houston	Houston 32, Cincinnati 28
1987	Cincinnati	Houston 31, Cincinnati 29
	Houston	Houston 21, Cincinnati 17
1988	Cincinnati	Cincinnati 44, Houston 21
	Houston	Houston 41, Cincinnati 6
1989	Houston	Houston 26, Cincinnati 24
	Cincinnati	Cincinnati 61, Houston 7
1990	Houston	Houston 48, Cincinnati 17
	Cincinnati	Cincinnati 40, Houston 20
	*Cincinnati	Cincinnati 41, Houston 14
1991	Cincinnati	Houston 30, Cincinnati 7
	Houston	Houston 35, Cincinnati 3
1992	Cincinnati	Houston 38, Cincinnati 24
	Houston	Houston 26, Cincinnati 10
1993	Houston	Houston 28, Cincinnati 12
	Cincinnati	Houston 38, Cincinnati 3
1994	Houston	Houston 20, Cincinnati 13
	Cincinnati	Cincinnati 34, Houston 31
1995	Cincinnati	Houston 38, Cincinnati 28
	Houston	Cincinnati 32, Houston 25
1996	Cincinnati	Houston 30, Cincinnati 27 (OT)
	Houston	Cincinnati 21, Houston 13
1997	Tennessee	Tennessee 30, Cincinnati 7
	Cincinnati	Cincinnati 41, Tennessee 14
1998	Cincinnati	Tennessee 23, Cincinnati 14
	Tennessee	Tennessee 44, Cincinnati 14

*AFC Wild Card Playoff Game

WASHINGTON REDSKINS

Redskins Lead Regular Season Series 4-2-0

YEAR	SITE	SCORE
1970	Washington	Washington 20, Cincinnati 0
1974	Cincinnati	Cincinnati 28, Washington 17
1979	Washington	Washington 28, Cincinnati 14
1985	Washington	Washington 27, Cincinnati 24
1988	Cincinnati	Cincinnati 20, Washington 17 (OT)
1991	Cincinnati	Washington 34, Cincinnati 27

BENGALS ALL-TIME PRESEASON RESULTS VS. 1999 PRESEASON OPPONENTS

ATLANTA FALCONS

Falcons Lead Preseason Series 3-2-0

YEAR	SITE	SCORE
1972	Cincinnati	Atlanta 44, Cincinnati 14
1973	Cincinnati	Cincinnati 31, Atlanta 20
1974	Atlanta	Cincinnati 13, Atlanta 7 (OT)
1990	Atlanta	Atlanta 34, Cincinnati 17
1998	Atlanta	Atlanta 17, Cincinnati 0

BUFFALO BILLS

Bengals Lead Preseason Series 4-1-0

YEAR	SITE	SCORE
1968	Cincinnati	Buffalo 10, Cincinnati 6
1975	Buffalo	Cincinnati 38, Buffalo 28
1976	Cincinnati	Cincinnati 31, Buffalo 10
1988	Buffalo	Cincinnati 24, Buffalo 13
1989	Cincinnati	Cincinnati 24, Buffalo 20

DETROIT LIONS

Bengals Lead Preseason Series 16-13-0

YEAR	SITE	SCORE
1970	Cincinnati	Detroit 31, Cincinnati 14
1971	Detroit	Cincinnati 31, Detroit 24
1972	Cincinnati	Cincinnati 28, Detroit 20
1973	Detroit	Cincinnati 17, Detroit 10
1974	Cincinnati	Cincinnati 27, Detroit 14
1975	Detroit	Cincinnati 22, Detroit 14
1976	Cincinnati	Cincinnati 26, Detroit 14
1977	Detroit	Cincinnati 17, Detroit 13
1978	Cincinnati	Detroit 14, Cincinnati 10

1979	Detroit	Cincinnati 40, Detroit 28
1980	Cincinnati	Detroit 15, Cincinnati 10
1981	Detroit	Cincinnati 30, Detroit 20
1982	Cincinnati	Detroit 27, Cincinnati 23
1983	Detroit	Detroit 34, Cincinnati 7
1984	Cincinnati	Cincinnati 35, Detroit 14
1985	Detroit	Detroit 31, Cincinnati 17
1986	Cincinnati	Detroit 30, Cincinnati 20
1987	Detroit	Detroit 23, Cincinnati 9
1988	Cincinnati	Cincinnati 24, Detroit 7
1989	Detroit	Cincinnati 35, Detroit 3
1990	Cincinnati	Detroit 26, Cincinnati 24
1991	Detroit	Detroit 24, Cincinnati 20
1992	Cincinnati	Cincinnati 34, Detroit 17
1993	Detroit	Detroit 30, Cincinnati 7
1994	Cincinnati	Cincinnati 38, Detroit 14
1995	Detroit	Detroit 20, Cincinnati 13
1996	Cincinnati	Detroit 24, Cincinnati 17
1997	Detroit	Cincinnati 27, Detroit 23
1998	Cincinnati	Cincinnati 33, Detroit 19

INDIANAPOLIS COLTS

Bengals Lead Preseason Series 5-3-0

YEAR	SITE	SCORE
1985	Indianapolis	Cincinnati 31, Indianapolis 21
1992	Cincinnati	Cincinnati 20, Indianapolis 0
1993	Indianapolis	Cincinnati 24, Indianapolis 7
1994	Cincinnati	Indianapolis 26, Cincinnati 21
1995	Indianapolis	Cincinnati 34, Indianapolis 21
1996	Cincinnati	Cincinnati 28, Indianapolis 25
1997	Indianapolis	Indianapolis 20, Cincinnati 16
1998	Cincinnati	Indianapolis 30, Cincinnati 27

P.B. AND THE HALL OF FAME

Paul Brown, founder of the Cincinnati Bengals, was enshrined in the Pro Football Hall of Fame in 1967, and 19 other Hall of Fame members played and/or coached under Brown.

The most recent addition to P.B.'s disciples in the Hall of Fame was Bengals tackle Anthony Munoz, considered by many to be the greatest offensive lineman in NFL history. Munoz, a 1998 inductee, played his entire 13-year pro career (1980-92) with the Bengals. Some analysts thought he was too risky a prospect for an early first-round draft selection because he had experienced knee injuries in college. But Brown, as Bengals general manager in 1980, selected Munoz with the No. 3 overall pick.

The 1997 Hall of Fame class included Don Shula, winningest coach in NFL history, who played defensive back in the NFL and was a rookie on Brown's defending NFL champion Cleveland Browns in 1951.

WR Charlie Joiner, who played for the Bengals under Brown from 1972-75, was elected to the Hall of Fame in the 1996 class of inductees. Also, 13 other players Brown coached for the Cleveland Browns are in the Hall of Fame. They are: Doug Atkins, DE, 1953-54; Jim Brown, FB, 1957-65; Willie Davis, DE, 1958-59; Len Dawson, QB, 1960-61; Len Ford, WR, 1948-58; Frank Gatski, C, 1946-56; Lou Groza, T/PK, 1946-59; Dante Lavelli, WR, 1946-56; Mike McCormack, T, 1954-62; Bobby Mitchell, RB/WR, 1958-61; Marion Motley, FB/LB, 1946-55; and Bill Willis, G, 1946-53.

Former assistant coaches under Paul Brown who are in the Hall of Fame are Weeb Ewbank and Bill Walsh. Also in the Hall of Fame is Forrest Gregg, hired by Brown as Bengals head coach in 1980.

BENGALS DRAFT CHOICES 1968-99

1968

RD.	PLAYER	POS.	COLLEGE	SEL. #
1	Bob Johnson	C	Tennessee	2
2a	Bill Staley	DE/T	Utah State	28
2b	Tom Smiley	RB	Lamar	55
3a	Gary Davis	QB	Vanderbilt	56
3b	Paul Robinson	RB	Arizona	82
3c	Dale Livingston	K	Western Michigan	83
4a	Jess Phillips	DB	Michigan State	84
4b	Warren McVea	RB	Houston	109
5a	Dave Middendorf	G	Washington State	112
5b	Al Beauchamp	LB	Southern U.	138
6a	Howard Fest	T	Texas	139
6b	Bill Kendrick	DT	Alabama A&M	143
6c	John Nields	LB	Louisville	145
6d	Dewey Warren	QB	Tennessee	155
6e	Essex Johnson	RB	Grambling	156
6f	Elmo Maples	WR	Southern U.	158
6g	Sidney Ellis	DB	Jackson State	160
6h	Monk Williams	RB	Arkansas A.M.&N.	163
6i	Jim Johnson	DB	South Carolina State	165
7a	Steve Smith	TE	Miami (Fla.)	166
7b	Wes Bean	LB	Grambling	192
8a	Harry Gunner	LB	Oregon State	193
8b	Ed Brantley	T	North Texas State	219
9a	Phil Johnson	DB	Long Beach State	220
9b	Steve Hanrahan	DT	Weber State	246
10a	Wayne Patrick	RB	Louisville	247
10b	James Russell	TE	North Texas State	273
11a	Wally Scott	CB	Arizona	274
11b	Jeff Banks	LB	Pacific	300
12a	Bob Trumpy	TE	Utah	301
12b	Harold Jones	T	Grambling	327
13a	James Bivins	LB	Texas Southern	328
13b	Ted Washington	RB	San Diego State	354
14a	Les Webster	RB	Iowa State	355
14b	Steve Lewicke	DE	Texas-El Paso	381
15a	Harvey Palmore	G	Morgan State	382
15b	Joe Mira	WR	Miami (Fla.)	408
16a	James Williams	DB	Alcorn A&M	409
16b	Brown Marks	LB	Indiana	435
17a	Don Manning	LB	UCLA	436
17b	James Smith	TE	Jackson State	462

1969

RD.	PLAYER	POS.	COLLEGE	SEL. #
1	Greg Cook	QB	Cincinnati	5
2	Bill Bergey	LB	Arkansas State	31
3	Speedy Thomas	WR	Utah	57
4	Clem Turner	RB	Cincinnati	83
5	Guy Dennis	G	Florida	109
6	Ken Riley	CB	Florida A&M	135
7	Royce Berry	DE	Houston	161
8	Tim Buchanan	LB	Hawaii	187
9	Mike Stripling	RB	Tulsa	213
10	Sleeve Howell	TE	Ohio State	239
11	Mark Stewart	S	Georgia	265
12	Lonnie Paige	DT	North Carolina State	290
13	Chuck Benson	WR	Southern Illinois	316
14	Mike Wilson	RB	Dayton	343
15	Bill Shoemaker	PK	Stanford	369
16	Bill Schmitt	LB	Missouri	395
17	Terry Story	T	Georgia Tech	421

1970

RD.	PLAYER	POS.	COLLEGE	SEL. #
1	Mike Reid	DT	Penn State	7
2	Ron Carpenter	DT	North Carolina State	32
3	Chip Bennett	LB	Abilene Christian	60
4a	Joe Stephen	G	Jackson State	85
4b	Billie Hayes	DB	San Diego State	104
5	None			
6	Sandy Durko	S	Southern California	137
7	Lemar Parrish	CB	Lincoln U. (Mo.)	163
8	Bill Trout	DT	Miami (Fla.)	188
9	Bill Bolden	RB	UCLA	216
10	Nick Roman	LB	Ohio State	241
11	Sam Wallace	LB	Grambling	266
12	Tom Truesdell	DE	Ohio Wesleyan	294
13	Paul Dunn	RB	U.S. International	319
14	Joe Johnson	WR	Johnson C. Smith	344
15	Marvin Weeks	DB	Alcorn A&M	372
16	Larry Ely	LB	Iowa	397
17	Richard Lee Smith	RB	Washington	422

1971

RD.	PLAYER	POS.	COLLEGE	SEL. #
1	Vernon Holland	T	Tennessee State	15
2	Steve Lawson	G	Kansas	41
3	Ken Anderson	QB	Augustana (Ill.)	67
4	Fred Willis	RB	Boston College	93
5	Arthur May	DE	Tuskegee	110
6	None			
7	Neal Craig	S	Fisk	171
8	Fred Herring	CB	Tennessee State	197
9	Gary Gustafson	LB	Montana State	223
10	Jack Stambaugh	G	Oregon	249
11	Ed Marshall	WR	Cameron	275
12	J. Rod Hayden	DE	Memphis State	301
13	David Knapman	TE	Central Washington	327
14	Irvine Mallory	DB	Virginia Union	353
15	Bob Thomas	RB	Arizona State	379
16	Mark Debevc	LB	Ohio State	405
17	Sam Pearson	CB	Western Kentucky	432

1972

RD.	PLAYER	POS.	COLLEGE	SEL. #
1	Sherman White	DE	California	2
2	Tommy Casanova	DB	Louisiana State	29
3	Jim LeClair	LB	North Dakota	54
4	Bernard Jackson	DB	Washington State	81
5	Tom DeLeone	C	Ohio State	106
6	None			
7	Steve Conley	LB/RB	Kansas	158
8	Dan Kratzer	WR	Missouri Valley	185
9	Stan Walters	T	Syracuse	210
10	Brian Foster	CB	Colorado	237
11	Kent Pederson	TE	Cal-Santa Barbara	261
12	Rick Wegis	S	Cal Poly-SLO	289
13	James Hamilton	P/OB	Arkansas State	314
14	Steve Porter	WR	Indiana	341
15	Hosea Minnieweather	DT	Jackson State	366
16	John Wiegmann	WR	Cal Poly-Pomona	393
17	Dave Green	P/K	Ohio U.	418

1973

RD.	PLAYER	POS.	COLLEGE	SEL. #
1	Isaac Curtis	WR	San Diego State	15
2	Al Chandler	TE	Oklahoma	43
3	Tim George	WR	Carson-Newman	68
4	None			
5	Bob McCall	RB	Arizona	121
6	Bob Jones	CB	Virginia Union	146
7	Bob Maddox	DT/DE	Frostburg State	171
8	Joe Wilson	RB	Holy Cross	199
9	John Dampier	G	Notre Dame	224
10	Lervil Elliott	RB	NE Missouri State	249
11	William Montgomery	DB	Morehouse (Ga.)	277
12	Boobie Clark	RB	Bethune-Cookman	302
13	Brooks West	DT	Texas-El Paso	327
14	Hurles Scales	DB	North Texas State	355
15	Ted McNulty	QB	Indiana	380
16	Harry Unger	RB	Auburn	405
17	Wayne Estabrook	QB	Whittier	433

1974

RD.	PLAYER	POS.	COLLEGE	SEL. #
1	Bill Kollar	DT	Montana State	23
2	Charlie Davis	RB	Colorado	48
3a	Dave Lapham	T	Syracuse	61
3b	Evan Jolitz	LB	Cincinnati	73
4a	Mike Boryla	QB	Stanford	87
4b	Daryl White	G	Nebraska	98
4c	Richard Williams	WR	Abilene Christian	103
5a	Haskel Stanback	RB	Tennessee	114
5b	Richard Bishop	DT	Louisville	127
6a	Robin Sinclair	DB	Washington State	152
6b	William Bryant	DB	Grambling	153
7	Ken Sawyer	DB	Syracuse	177
8	John McDaniel	WR	Lincoln	202
9	Ed Johnson	DE	Southern Methodist	231
10	Chuck Herd	WR	Penn State	256
11	Ed Kezirian	T	UCLA	281
12	Rudy McClinton	DB	Xavier (Ohio)	306
13	Ted Jorrov	LB	Iowa State	335
14	Mike Phillips	DE	Cornell	360
15	Isaac Jackson	RB	Kansas State	385
16	Daryl Bishop	DB	Kentucky	410
17	Jim Smith	RB	North Carolina Central	439

1975

RD.	PLAYER	POS.	COLLEGE	SEL. #
1	Glenn Cameron	LB	Florida	14
2	Al Krevis	T	Boston College	39
3a	Gary Burley	DE	Pittsburgh	55
3b	Gary Scheide	QB	Brigham Young	64
3c	Bo Harris	LB	Louisiana State	77
4	Stan Fritts	RB	North Carolina State	97
5a	Pat McNally	P/WR	Harvard	120
5b	Jeff West	P/TE	Cincinnati	122
6a	Tom Shuman	QB	Penn State	142
6b	Rollen Smith	CB	Arkansas	145
7	Chris Devlin	LB	Penn State	170
8	Ricky Davis	S	Alabama	195
9a	Greg Dubinatz	G	Yale	220
9b	Lofell Williams	WR/RB	Virginia Union	227
10	Rocky Felker	QB	Mississippi State	245
11	Marvin Cobb	CB	Southern California	276
12	Jack Novak	TE	Wisconsin	301
13	Ron Rosenberg	LB	Montana	326
14	Frank Haywood	DT	North Carolina State	351
15	Greg Enright	PK	Southern Oregon	376
16	John Tuttle	WR	Kansas State	401
17	Elvin Charly	CB	Yale	432

1976

RD.	PLAYER	POS.	COLLEGE	SEL. #
1a	Billy Brooks	WR	Oklahoma	11
1b	Archie Griffin	RB	Ohio State	24
2a	Glenn Bujnoch	G	Texas A&M	38
2b	Chris Bahr	PK	Penn State	51
3a	Danny Reece	DB	Southern California	69
3b	Reggie Williams	LB	Dartmouth	82
4a	Tony Davis	RB	Nebraska	106
4b	Greg Fairchild	T/G	Tulsa	116
5a	Willie Shelby	DB/WR	Alabama	138
5b	Scott Perry	DB	Williams	147
6	Orlando Nelson	TE	Utah State	176
7a	Bob Bateman	QB	Brown	187
7b	Pete Rome	DB	Miami (Ohio)	192
7c	Ken Kuhn	LB	Ohio State	205
8	Ron Hunt	T	Oregon	232
9	Lonnie Allgood	WR	Syracuse	259
10	Tom Klaban	K	Ohio State	287
11	Melvin Morgan	DB	Mississippi Valley State	314
12	Joe Dale Harris	WR	Alabama	340
13	Randy Walker	RB	Miami (Ohio)	371
14	Greg Coleman	P/PK	Florida A&M	398
15	Lynn Hieber	QB	Indiana (Pa.)	425
16	George Demopoulos	C	Miami (Fla.)	455
17	Scott Dannelley	T/G	Ohio State	482

1977

RD.	PLAYER	POS.	COLLEGE	SEL. #
1a	Eddie Edwards	DT	Miami (Fla.)	3
1b	Wilson Whitley	DT	Houston	8
1c	Mike Cobb	TE	Michigan State	22
2	Pete Johnson	RB	Ohio State	49
3	Mike Voight	RB	North Carolina	76
4a	Rick Walker	TE	UCLA	85
4b	Mike Wilson	T	Georgia	103
4c	Jerry Anderson	CB	Oklahoma	105
5	Ray Phillips	LB	Nebraska	133
6	Tom Duniven	QB	Texas Tech	160
7a	Louis Breeden	DB	North Carolina Central	187
7b	Jim Corbett	TE	Pittsburgh	194
8	Jose Saint-Victor	G	Syracuse	214
9	Willie Zachary	WR	Central State (Ohio)	245
10	Bob Bialik	P	Hillsdale (Mich.)	272
11a	Joel Parrish	G	Georgia	292
11b	Carl Allen	DB	Southern Mississippi	299
12	Alex Percival	WR	Morehouse (Ga.)	326

1978

RD.	PLAYER	POS.	COLLEGE	SEL. #
1a	Ross Browner	DL	Notre Dame	8
1b	Blair Bush	C	Washington	16
2a	Ray Griffin	CB	Ohio State	35
2b	Deacon Turner	RB	San Diego State	45
3a	Ted Vincent	DT	Wichita State	72
3b	Don Bass	WR	Houston	83
4	Dennis Law	WR	East Tennessee State	99
5a	Tom Dinkel	LB	Kansas	126
5b	Rob Hertel	QB	Southern California	131
6	Steve Geise	RB	Penn State	155
7a	Joe Branson	S	Livingstone (N.C.)	182
7b	Danny Bass	T	Elon (N.C.)	193
8	Bill Miller	T	Western Illinois	211
9	Ron Shuman	LB	Wichita State	238
10	Tom DePomo	LB	Penn State	267
11a	Calvin Prince	RB	Louisville	293
11b	Mark Donahue	G	Michigan	294
12	Kim Featsent	WR	Kent State	323

1979

RD.	PLAYER	POS.	COLLEGE	SEL. #
1a	Jack Thompson	QB	Washington State	3
1b	Charles Alexander	RB	Louisiana State	12
2	Dan Ross	TE	Northeastern	30
3	Barney Cotton	G	Nebraska	59
4a	James White	DT	Albany State	84
4b	Vaughn Lusby	CB	Arkansas	91
5	Cassy Merrill	DE	Cal-Davis	113
6	Steve Kreider	WR	Lehigh	139
7	Max Montoya	T	UCLA	168
8	Howie Kurnick	LB	Cincinnati	194
9	Scott Burk	S	Oklahoma State	223
10	Nathan Poole	RB	Louisville	250
11	Ken Bungarda	DE	Missouri	278
12	Jim Browner	S	Notre Dame	304

1980

RD.	PLAYER	POS.	COLLEGE	SEL. #
1	Anthony Munoz	T	Southern California	3
2	Kirby Criswell	LB	Kansas	31
3	Rod Horn	DL	Nebraska	59
4	Bill Glass	G	Baylor	86
5	Bryan Hicks	S	McNeese State	113
6a	Jo Jo Heath	KR/DB	Pittsburgh	141
6b	Andrew Melontree	LB	Baylor	159
7a	Ron Simpkins	LB	Michigan	167
7b	Gary Don Johnson	DT	Baylor	168
8	Mark Lyles	RB	Florida State	196
9	Greg Bright	S	Morehead State	224
10	Sandro Vitello	K	Massachusetts	252
11	Allon Alexis	WR	Tulane	281
12	Mike Wright	QB	Vanderbilt	308

1981

RD.	PLAYER	POS.	COLLEGE	SEL. #
1	David Verser	WR	Kansas	10
2	Cris Collinsworth	WR	Florida	37
3	John Simmons	CB	Southern Methodist	64
4	Guy Frazier	LB	Wyoming	93
5	Benjie Pryor	TE	Pittsburgh	120
6	Rex Robinson	PK	Georgia	146
7	Jeff Schuh	LB	Minnesota	176
8	Bobby Kemp	S	Cal State-Fullerton	202
9a	Jim Hannula	OL	Northern Illinois	229
9b	Samoa Samoa	RB	Washington State	230
10	Hubert Simpson	RB	Tennessee	258
11	Robert Jackson	S	Central Michigan	285
12	Mark O'Connell	QB/K	Ball State	312

1982

RD.	PLAYER	POS.	COLLEGE	SEL. #
1	Glen Collins	DE	Mississippi State	26
2	Emanuel Weaver	NT	South Carolina	54
3	Rodney Holman	TE	Tulane	82
4	Rodney Tate	RB	Texas	110
5	Paul Sorensen	DB	Washington State	138
6	Arthur King	NT	Grambling	166
7	Ben Needham	LB	Michigan	194
8	Kari Yli-Renko	T	Cincinnati	222
9	James Bennett	WR	Northwestern State (La.)	250
10	Larry Hogue	CB	Utah State	278
11	Russell Davis	RB	Idaho	305
12	Dan Feraday	QB	Toronto	333

1983

RD.	PLAYER	POS.	COLLEGE	SEL. #
1	Dave Rimington	C	Nebraska	25
2	Ray Horton	CB	Washington	53
3	Jimmy Turner	CB	UCLA	81
4	Steve Maidlow	LB	Michigan State	109
5	Jeff Christensen	QB	Eastern Illinois	137
6a	Kiki DeAyala	LB	Texas	152
6b	Larry Kinnebrew	RB	Tennessee State	165
7	James Griffin	S	Middle Tennessee State	193
8	Mike Martin	WR	Illinois	221
9	Stanley Wilson	RB	Oklahoma	248
10	Tim Krumrie	NT	Wisconsin	276
11	Gary Williams	WR	Ohio State	304
12	Andre Young	LB	Bowling Green	332

1984

Cincinnati traded No. 1 selection to New England for the Nos. 16 & 28 picks. Cincinnati had obtained the No. 1 pick from a 1983 trade of QB Jack Thompson to Tampa Bay.

RD.	PLAYER	POS.	COLLEGE	SEL. #
1a	Ricky Hunley	LB	Arizona	7
1b	Pete Koch	DE	Maryland	16
1c	Brian Blados	OL	North Carolina	28
2	Boomer Esiason	QB	Maryland	38
3	Stanford Jennings	RB	Furman	65
4	John Farley	RB	Cal State-Sacramento	92
5	Barney Bussey	DB	South Carolina State	119
6	Don Kern	TE	Arizona State	150
7	Leo Barker	LB	New Mexico State	177
8	Bruce Reimers	T	Iowa State	204
9	Bruce Kozerski	OL	Holy Cross	231
10a	Aaron Jackson	LB	North Carolina	262
10b	Brent Ziegler	RB	Syracuse	265
11	Steve McKeaver	RB	Central State (Okla.)	289
12	Steve Racquet	LB	Holy Cross	316

1985

RD.	PLAYER	POS.	COLLEGE	SEL. #
1a	Eddie Brown	WR	Miami (Fla.)	13
1b	Emanuel King	LB	Alabama	25
2	Carl Zander	LB	Tennessee	43
3	Sean Thomas	CB	Texas Christian	70
4	Anthony Tuggle	CB	Nicholls State	97
5a	Tony Degrate	NT	Texas	127
5b	Lee Davis	CB	Mississippi	129
6a	Eric Stokes	T	Northeastern	148
6b	Keith Lester	TE	Murray State	154
7a	Kim Locklin	RB	New Mexico State	172
7b	Joe Walter	T	Texas Tech	181
8	Dave Strobel	LB	Iowa	211
9	Keith Cruise	DE	Northwestern	238
10	Bernard King	LB	Syracuse	265
11	Harold Stanfield	TE	Mississippi College	296
12	Louis Garza	T	New Mexico State	322

1986

RD.	PLAYER	POS.	COLLEGE	SEL. #
1a	Joe Kelly	LB	Washington	11
1b	Tim McGee	WR	Tennessee	21
2	Lewis Billups	CB	North Alabama	38
3a	Jim Skow	DE	Nebraska	58
3b	Mike Hammerstein	DE	Michigan	65
3c	David Fulcher	S	Arizona State	78
4a	Eric Kattus	TE	Michigan	91
4b	Doug Gaynor	QB	Cal State-Long Beach	99
5	Leon White	LB	Brigham Young	123
6	Gary Hunt	CB	Memphis State	152
7	Pat Franklin	RB	Southwest Texas State	177
8	David Douglas	T	Tennessee	204
9	Cary Whittingham	LB	Brigham Young	230
10	Jeff Shaw	NT	Salem College	262
11a	Tim Stone	T	Kansas State	289
11b	Tom Flaherty	LB	Northwestern	294
12	Steve Bradley	QB	Indiana	316

1987

RD.	PLAYER	POS.	COLLEGE	SEL. #
1	Jason Buck	DE	Brigham Young	17
2	Eric Thomas	CB	Tulane	49
3a	Leonard Bell	FS	Indiana	76
3b	Skip McClendon	DE	Arizona State	77
4	Jim Riggs	TE	Clemson	103
5a	Marc Logan	RB	Kentucky	130
5b	Greg Horne	P/PK	Arkansas	139
6	Sonny Gordon	FS	Ohio State	157
7	Chris Thatcher	G/C	Lafayette	188
8	Solomon Wilcots	CB	Colorado	215
9	Craig Raddatz	LB	Wisconsin	242
10	David McCluskey	RB	Georgia	269
11	Jim Warne	T	Arizona State	296
12	John Hollifield	RB	West Virginia	328

1988

RD.	PLAYER	POS.	COLLEGE	SEL. #
1	Rickey Dixon	CB	Oklahoma	5
2	Elbert "Ikey" Woods	RB	Nevada-Las Vegas	31
3	Kevin Walker	LB	Maryland	57
4	David Grant	NT	West Virginia	84
5	Herb Wester	T	Iowa	114
6	Paul Jetton	OL	Texas	141
7	Rich Romer	LB	Union (N.Y.)	168
8	Curtis Maxey	NT	Grambling	195
9	Brandy Wells	DB	Notre Dame	226
10	Ellis Dillahunt	DB	East Carolina	253
11	Paul Hickert	K	Murray State	280
12	Carl Parker	WR	Vanderbilt	307
12	Scott Jones	T	Washington	334

1989

Cincinnati traded the No. 27 selection to Atlanta for the Nos. 35, 89 & 256 picks.

RD.	PLAYER	POS.	COLLEGE	SEL. #
1	None			
2a	Eric Ball	RB	UCLA	35
2b	Freddie Childress	G	Arkansas	55
3	Erik Wilhelm	QB	Oregon State	83
4a	Kerry Owens	LB	Arkansas	89
4b	Rob Woods	T	Arizona	111
5	Natu Tuatagaloa	NT	California	138
6	Craig Taylor	RB	West Virginia	166
7	Kendal Smith	WR	Utah State	194
8	Chris Chenault	LB	Kentucky	222
9	Richard Stephens	T	Tulsa	250
10a	Corbett Holloway	CB	Pittsburgh	256
10b	Bob Jean	QB	New Hampshire	278
11	Dana Wells	NT	Arizona	306

1990

RD.	PLAYER	POS.	COLLEGE	SEL. #
1	James Francis	LB	Baylor	12
2	Harold Green	RB	South Carolina	38
3	Bernard Clark	LB	Miami (Fla.)	65
4	Mike Brennan	T	Notre Dame	91
5	Lynn James	WR	Arizona State	122
6	Don Odgaard	CB	Nevada-Las Vegas	150
7	Craig Ogletree	LB	Auburn	177
8	Doug Wellsandt	TE	Washington State	204
9	Mitchell Price	CB	Tulane	234
10	Eric Crigler	T	Murray State	261
11	Tim O'Connor	T	Virginia	288
12	Andre Riley	WR	Washington	314

1991

RD.	PLAYER	POS.	COLLEGE	SEL. #
1	Alfred Williams	LB	Colorado	18
2	Lamar Rogers	DE	Auburn	52
3	Bob Dahl	DE	Notre Dame	72
4a	Donald Holias	QB	Rice	99
4b	Rob Carpenter	WR	Syracuse	109
5	Mike Arthur	C	Texas A&M	130
6	Richard Fain	CB	Florida	157
7	Fernandus Vinson	S	North Carolina State	184
8	Mike Dingle	RB	South Carolina	211
9	Shane Garrett	WR	Texas A&M	241
10	Jim Lavin	G/T	Georgia Tech	263
11	Chris Smith	TE	Brigham Young	295
12	Antoine Bennett	CB	Florida A&M	322

1992

Cincinnati traded the No. 5 selection to Washington for the No. 6 & No. 28 picks.

RD.	PLAYER	POS.	COLLEGE	SEL. #
1a	David Klingler	QB	Houston	6
1b	Darryl Williams	S	Miami (Fla.)	28
2	Carl Pickens	WR	Tennessee	31
3	Leonard Wheeler	CB	Troy State	84
4	Ricardo McDonald	LB	Pittsburgh	88
5	Craig Thompson	TE	North Carolina A&T	115
6	Chris Burns	DE	Middle Tennessee State	142
7	Lance Olberding	T	Iowa	172
8	Robert Nix	DE	Central State (Ohio)	199
9	Ostell Miles	RB	Houston	226
10	Horace Smith	CB	Oregon Tech	256
11	John Earle	OL	Western Illinois	283
12	Eric Shaw	LB	Louisiana Tech	310

1993

RD.	PLAYER	POS.	COLLEGE	SEL. #
1	John Copeland	DE	Alabama	5
2	Tony McGee	TE	Michigan	37
3a	Steve Tovar	LB	Ohio State	59
3b	Ty Parten	DT	Arizona	63
4	Marcello Simmons	CB	Southern Methodist	90
5	Forey Duckett	CB	Nevada-Reno	117
6	Tom Scott	T	East Carolina	148
7	Lance Gunn	S	Texas	175
8	Doug Pelfrey	K	Kentucky	202

1994

RD.	PLAYER	POS.	COLLEGE	SEL. #
1	Dan Wilkinson	DT	Ohio State	1
2	Darnay Scott	WR	San Diego State	30
3a	Jeff Cothran	FB	Ohio State	66
3b	Steve Shine	LB	Northwestern	86
4	Cory Sawyer	CB	Florida State	104
5	Trent Pollard	T	Eastern Washington	132
6a	Kimmo von Oelhoffen	DT	Boise State	162
6b	Jerry Reynolds	T	Nevada-Las Vegas	184
7	Ramondo Stallings	DE	San Diego State	195

1995

Cincinnati traded the No. 5 & No. 36 selections to Carolina for the No. 1 pick.

RD.	PLAYER	POS.	COLLEGE	SEL. #
1	Ki-Jana Carter	RB	Penn State	1
2	None			
3	Melvin Tulen	T	Syracuse	69
4	Sam Shade	S	Alabama	102
5	Dave Dunn	WR	Fresno State	139
6	Ryan Grigson	T	Purdue	175
7	John Walsh	QB	Brigham Young	213

1996

RD.	PLAYER	POS.	COLLEGE	SEL. #
1	Willie Anderson	T	Auburn	10
2	Marco Battaglia	TE	Rutgers	39
3	Ken Blackman	G/T	Illinois	69
4	Jevon Langford	DE	Oklahoma State	108
5	Greg Myers	S	Colorado State	144
6	Tom Tumulty	LB	Pittsburgh	178
7	Rod Jones	G/T	Kansas	219

1997

RD.	PLAYER	POS.	COLLEGE	SEL. #
1	Reinard Wilson	LB	Florida State	14
2	Corey Dillon	RB	Washington	43
3	Rod Payne	C	Michigan	76
4	Tremain Mack	S	Miami (Fla.)	111
5	Andre Purvis	NT	North Carolina	144
6	Canute Curtis	LB	West Virginia	176
7	William Carr	NT	Michigan	217

1998

Cincinnati traded DE Dan Wilkinson to Washington for the No. 17 & No. 78 picks, and traded the No. 135 pick to Indianapolis for QB Paul Justin.

RD.	PLAYER	POS.	COLLEGE	SEL. #
1a	Takeo Spikes	LB	Auburn	13
1b	Brian Simmons	LB	North Carolina	17
2	Artrell Hawkins	CB	Cincinnati	43
3a	Steve Foley	LB	Northeast Louisiana	75
3b	Mike Goff	G	Iowa	78
4	Glen Steele	DL	Michigan	105
5	None			
6	Jason Tucker	WR	Texas Christian	167
7a	Marcus Parker	FB	Virginia Tech	202
7b	Damian Vaughn	TE	Miami (Ohio)	222

1999

RD.	PLAYER	POS.	COLLEGE	SEL. #
1	Akili Smith	QB	Oregon	3
2	Charles Fisher	CB	West Virginia	33
3	Cory Hall	S	Fresno State	65
4	Craig Yeast	WR	Kentucky	98
5	Nick Williams	FB	Miami (Fla.)	135
6	Kelly Gregg	NT	Oklahoma	173
7a	Tony Coats	G	Washington	209
7b	Scott Covington	QB	Miami (Fla.)	245
7c	Donald Broomfield	DE	Clemson	249

THE LONGEST SHOTS

The latest-drafted player ever to make the Bengals roster for a regular-season game was placekicker/punter **Dave Green** of Ohio University.

Green was the 418th selection in the 1972 draft, taken in the 17th round. He didn't make the roster in '72, and had a brief stint (no games played) with Houston in '73 before being re-acquired by Cincinnati.

Green played for the Bengals in 1974-75, scoring 70 points and averaging 40.1 yards on 134 punts. He was acquired by Tampa Bay in 1976, and stayed in the NFL through 1979.

The latest-drafted player ever to make the Bengals roster in the same season of his selection was RB **Ted Washington** of San Diego State. Washington was the 354th selection in 1968, a 13th-round pick. He played in the NFL only in 1968.

Though not among the very latest draft picks in team history, tight end/wide receiver **Bob Trumpy** of Utah stands out most for the way he exceeded the potential accorded him by the pro football world on draft day. Trumpy was the 301st selection in the 1968 draft, a 12th-round pick. He went on to play 10 years with Cincinnati (1968-77) and played in two AFL All-Star Games and then two Pro Bowls.

Two notably successful late draftees on recent Bengals teams are tackle **Joe Walter** of Texas Tech and kicker **Doug Pelfrey** of Kentucky. Walter, who played for the Bengals from 1985-97, was a 7th-round pick in '85, the 181st player selected. Pelfrey, now a seventh-year pro, was an 8th-round draft choice in 1993, the 202nd player selected.

BENGALS ALUMNI LIST 1968-98

SCHOOL	PLAYERS	SCHOOL	PLAYERS	SCHOOL	PLAYERS	SCHOOL	PLAYERS
Abilene Christian	2	Houston	8	Morris Brown	1	Southern Methodist	5
Alabama	6	Howard Payne	1	Nebraska	7	Southern Mississippi	1
Alabama A&M	1	Idaho	2	Nevada-Las Vegas	1	Southern U.	1
Albany State (Ga.)	1	Illinois	6	Nevada-Reno	2	Southwest Texas State	2
Alcorn State (Alcorn A&M)	1	Indiana	5	New Mexico State	2	Stanford	5
Appalachian State	1	Iowa	4	New York Tech	1	Syracuse	6
Arizona	5	Iowa State	3	North Alabama	2	Taylor	1
Arizona State	11	Jackson State	2	North Carolina	6	Temple	2
Arkansas	3	Jacksonville State	1	North Carolina A&T	2	Tennessee	7
Arkansas A&M	2	Johnson C. Smith	1	North Carolina Central	1	Tennessee State	7
Arkansas State	2	Kansas	7	North Carolina State	3	Texas	5
Army	1	Kansas State	4	North Dakota	1	Texas A&I	1
Auburn	10	Kent State	1	North Dakota State	1	Texas A&M	4
Augustana (Ill.)	1	Kentucky	4	Northeast Louisiana	2	Texas Christian	4
Augustana (S.D.)	1	Lamar	1	Northeast Missouri State	1	Texas Southern	1
Ball State	3	Langston	1	Northeastern	1	Texas Tech	2
Baylor	3	Lehigh	2	Northern Illinois	2	Toledo	3
Bethune-Cookman	2	Liberty	1	Northern Iowa	1	Troy State	1
Boise State	3	Lincoln	2	Northern Michigan	1	Tufts	1
Boston College	5	Los Angeles State	2	Northwestern	1	Tulane	4
Boston U.	2	Louisiana State	5	Northwestern Oklahoma	1	Tulsa	1
Bowling Green	3	Louisiana Tech	2	Northwestern State (La.)	3	UCLA	7
Brigham Young	6	Louisville	4	Notre Dame	5	Union (N.Y.)	1
Buffalo	1	Maine	2	Ohio State	17	United States Int'l	2
California	3	Mankato State	1	Ohio U.	2	Utah	5
Cal State-Fullerton	2	Marshall	3	Ohio Wesleyan	1	Utah State	1
Cal State-Long Beach	2	Maryland	4	Oklahoma	6	Vanderbilt	2
Cal State-Sacramento	1	Massachusetts	2	Oklahoma State	4	Virginia	1
Cameron	1	McMurry	1	Oregon	4	Virginia Tech	2
Carroll College	1	McNeese State	2	Oregon State	3	Virginia Union	2
Carson-Newman	1	Memphis (Memphis State)	2	Pacific	2	Wake Forest	2
Catawba	1	Miami (Fla.)	8	Penn State	10	Washington	5
Central Michigan	3	Miami (Ohio)	8	Pittsburgh	7	Washington State	7
Central State (Ohio)	1	Michigan	9	Portland State	1	West Chester	1
Central State (Okla.)	1	Michigan State	6	Princeton	1	West Virginia	9
Chico State	1	Michigan Tech	1	Purdue	2	Western Carolina	1
Cincinnati	8	Middle Tennessee State	1	Rice	1	Western Illinois	2
Clemson	3	Miles College	1	Rutgers	1	Western Kentucky	1
Colorado	7	Millikin	1	Samford	1	Western Michigan	1
Colorado State	3	Minnesota	3	Sam Houston State	1	Wichita State	2
Dartmouth	1	Mississippi	2	San Diego State	7	Williams	1
Davidson	1	Mississippi State	2	San Jose State	4	Wisconsin	4
Dayton	1	Mississippi Valley State	3	South Carolina	7	Wisconsin-LaCrosse	1
Duke	2	Missouri	1	South Carolina State	2	Wooster	1
Earlham College	1	Montana	1	South Dakota	1	Wyoming	1
East Carolina	3	Montana State	1	Southern Arkansas	2	Xavier (Ohio)	1
East Tennessee State	1	Morehead State	3	Southern California	7	Yale	1
Eastern Illinois	1	Morgan State	1	Southern Illinois	1	No college	2
Eastern Michigan	2						
Eastern Washington	2						
Evansville	1						
Findlay	2						
Fisk	1						
Florida	11						
Florida A&M	3						
Florida State	2						
Fresno State	4						
Frostburg State	1						
Furman	2						
Georgia	4						
Grambling	6						
Hampton (Va.)	1						
Harvard	1						
Hawaii	1						
Holy Cross	2						

TEAM HISTORY

BUCKEYES STILL RULE ON ALUMNI LIST

The Bengals added no new players from Ohio State to their all-time roster in 1998, but the Buckeyes remain easily the top all-time producer of Cincinnati talent. Seventeen former Buckeyes have gone on to wear Bengals stripes.

Tied for second place, with 11 Bengals alumni each, are Arizona State and Florida. Arizona State added QB **Paul Justin** to the list last season, while Florida kept pace with the addition of WR **Willie Jackson**. Auburn and Penn State are tied for fourth place with 10 Bengals alumni. Auburn last season added LB **Takeo Spikes**, Cincinnati's top draft pick.

Michigan and West Virginia are tied for sixth place with nine Bengals alumni, while the Univ. of Cincinnati and Miami (Ohio) join Houston and Miami (Fla.) with eight. CB **Artrell Hawkins** last season became the eighth UC Bearcat to play for the Bengals.

BENGALS ALL-TIME ROSTER

NOTE: To be eligible for the all-time roster, a player must have been in uniform for at least one regular season or postseason game, or spent a minimum of four games on the roster (including inactive status) or on other player lists (Injured Reserve, PUP, etc.).

NAME POSITION YEARS COLLEGE

A

Adams, Doug	LB	1971-74	Ohio State
Alexander, Charles	RB	1979-85	Louisiana State
Alexis, Alton	WR	1980	Tulane
Ambrose, Ashley	CB	1996-98	Miss. Valley St.
Amster, Martin	DE	1970	Evansville
Anderson, Jerry	S	1977	Oklahoma
Anderson, Ken	QB	1971-86	Augustana (Ill.)
Anderson, Willie	T	1996-98	Auburn
Archer, Dan	T	1968	Oregon
Aronson, Doug	G		San Diego State
Arthur, Mike	C	1991-92	Texas A&M
Avery, Ken	LB	1969-74	So. Mississippi

B

Baccaglio, Martin	DE	1968-70	San Jose State
Bacon, Coy	DE	1976-77	Jackson State
Bahr, Chris	K	1976-79	Penn State
Bailey, Thomas	WR	1995	Auburn
Bail, Eric	RB-KR	1989-94	UCLA
Banks, Estes	RB	1968	Colorado
Bankston, Michael	DE	1998	Sam Houston State
Barber, Chris	S	1987-89*	North Carolina A&T
Barber, Mike	WR	1990-91	Marshall
Barker, Leo	LB	1984-91	New Mexico State
Bass, Don	WR-TE	1978-81	Houston
Battaglia, Marco	TE	1996-98	Rutgers
Battle, Ralph	DB	1984	Jacksonville State
Beauchamp, Al	LB	1968-75	Southern U.
Bell, Leonard	S	1987	Indiana
Bell, Myron	S	1998	Michigan State
Benjamin, Ryan	RB	1993	Pacific
Bennett, Antoine	CB	1991-92	Florida A&M
Bennett, Ben	QB	1987	Duke
Bennett, Brandon	RB	1998	South Carolina
Bentley, Ray	LB	1992	Central Michigan
Bergey, Bill	LB	1969-73	Arkansas State
Berry, Royce	DE	1969-75*	Houston
Berthussen, Bill	DE	1987	Iowa State
Bieniemy, Eric	RB-KR	1995-98	Colorado
Billups, Lewis	CB	1986-91	North Alabama
Blackman, Ken	G	1996-98	Illinois
Blackmon, Roosevelt	CB	1998	Morris Brown
Blackwood, Lyle	S	1973-75	Texas Christian
Blados, Brian	G-T	1984-91	North Carolina
Blair, Michael	FB	1998	Ball State
Blake, Jeff	QB	1994-98	East Carolina
Borders, Nate	S	1987	Indiana
Boyarsky, Jerry	NT	1982-85	Pittsburgh
Brabham, Dan	LB	1968	Arkansas
Bradley, Chuck	T	1993	Kentucky
Brady, Ed	LB	1986-91	Illinois
Braham, Rich	G	1994-98*	West Virginia
Braxton, David	LB	1994	Wake Forest
Breach, Jim	K	1980-92	California
Breeden, Louis	CB	1978-87	N. Carolina Central
Breen, Adrian	QB	1987	Morehead State
Brennan, Brian	WR	1992	Boston College
Brennan, Mike	T	1990-91	Notre Dame
Bright, Greg	S	1980-81	Morehead State
Briz, Darrick	C	1994-98	Oregon State
Brim, Mike	CB	1993-95	Virginia Union
Brooks, Billy	WR	1976-79	Oklahoma
Brooks, James	RB	1984-91	Auburn

Broussard, Steve	RB	1994	Washington State
Brown, Anthony	T-G	1995-98	Utah
Brown, Bob	DT	1975-76	Arkansas A&M
Brown, Eddie	WR	1985-91	Miami (Fla.)
Brown, Ken	WR	1987	Southern Arkansas
Brown, Tom	WR	1987	Augustana (S.D.)
Browner, Jim	S	1979-80	Notre Dame
Browner, Ross	DE	1978-86	Notre Dame
Brumfield, Scott	G	1993-97	Brigham Young
Buchanan, Tim	LB	1969	Hawaii
Buck, Jason	DE	1987-90	Brigham Young
Buckner, Brentson	NT	1997	Clemson
Buie, Drew	WR	1972	Catawba
Bujnoch, Glenn	G	1976-82	Texas A&M
Buncom, Frank	LB	1968	Southern California
Burk, Scott	S	1979	Oklahoma State
Burley, Gary	DE	1976-83	Pittsburgh
Burns, Jason	RB	1995	Wisconsin
Bush, Blair	C	1978-82	Washington
Bush, Steve	TE-FB	1997-98	Arizona State
Bussey, Barney	S	1986-92	South Carolina St.

C

Cadigan, Dave	G	1994	Southern California
Cameron, Glenn	LB	1975-85	Florida
Canale, Justin	G	1969	Mississippi State
Carey, Richard	CB-PR	1989	Idaho
Carpenter, Ron	DT-DE	1970-76	North Carolina St.
Carpenter, Ron	S	1993	Miami (Ohio)
Carroll, Wesley	WR	1993	Miami (Fla.)
Carter, Carl	CB	1990	Texas Tech
Carter, Ki-Jana	RB	1995-98*	Penn State
Carter, Virgil	QB	1970-73*	Brigham Young
Casanova, Tommy	S-KR	1972-77	Louisiana State
Catchings, Toney	LB	1987	Cincinnati
Chandler, Al	TE	1973-74	Oklahoma
Chapman, Clarence	CB	1980-81	Eastern Michigan
Chomyszak, Steve	DT-DE	1968-73	Syracuse
Christensen, Jeff	QB	1983	Eastern Illinois
Clark, Bernard	LB	1990-91	Miami (Fla.)
Clark, Boobie	RB	1973-78	Belhune-Cookman
Clark, Bryan	QB	1984	Michigan State
Clark, Wayne	QB	1974	U.S. International
Clayton, Alonzo	WR	1998*	Northern Iowa
Cobb, Marvin	S	1975-79	Southern California
Cobb, Mike	TE	1977	Michigan State
Coleman, Al	S	1969-71	Tennessee State
Collins, Andre	LB	1995-97	Penn State
Collins, Gerald	LB	1995	Vanderbilt
Collins, Glen	DE	1982-85	Mississippi State
Collinsworth, Cris	WR	1991-88	Florida
Conley, Steve	RB	1972	Kansas
Cook, Greg	QB	1969-74*	Cincinnati
Copeland, John	DE	1993-98	Alabama
Corbett, Jim	TE	1977-80	Pittsburgh
Cornish, Frank	DT	1970	Grambling
Coslet, Bruce	TE	1969-76	Pacific
Costello, Brad	P	1998	Boston U.
Cothran, Jeff	RB	1994-96	Ohio State
Colton, Barney	G	1979	Nebraska
Cousino, Brad	LB	1975	Miami (Ohio)
Crabtree, Eric	WR	1969-71	Pittsburgh
Craig, Neal	S	1971-73	Fisk
Cupp, Keith	T	1987	Findlay
Curtis, Canute	LB	1997-98	West Virginia
Curtis, Isaac	WR	1973-84	San Diego State

D

Davidson, Kenny	DE	1996	Louisiana State
Davis, Charlie	RB-KR	1974-75*	Colorado

NAME	POSITION	YEARS	COLLEGE
Davis, Joel	G	1997*	Army
Davis, Lee	CB	1985	Mississippi
Davis, Oliver	S	1981-82	Tennessee State
Davis, Ricky	S	1975	Alabama
Davis, Tony	RB-KR	1976-78	Nebraska
DeAyala, Kiki	LB	1986-87	Texas
DeGraffenreid, Allen	WR	1993	Ohio State
DeLeone, Tom	G-C	1972-73	Ohio State
Dennis, Guy	G	1969-72	Florida
Dennis, Mark	T	1994	Illinois
DePaso, Tom	LB	1978	Penn State
Devlin, Chris	LB	1975-78*	Penn State
Dillahunt, Ellis	S	1988	East Carolina
Dillon, Corey	RB	1997-98	Washington
Dingle, Mike	RB	1991-92*	South Carolina
Dinkel, Tom	LB	1978-83, 85	Kansas
Dixon, Gerald	LB	1996-97	South Carolina
Dixon, Rickey	DB	1988-92	Oklahoma
Donahue, Mark	G	1978-79	Michigan
Douglas, David	T	1986-88	Tennessee
Douthard, Ty	RB	1997	Illinois
Dressler, Doug	RB	1970-74*	Chico State
Duckett, Forey	DB	1994	Nevada-Reno
Dunn, David	WR-KR	1995-98	Fresno State
Dunn, Paul	RB	1970	U.S. International
Durko, Sandy	S	1970-72*	Southern California
Dyer, Ken	S	1969-71	Arizona State

— E —

Eaddy, James	NT	1987	New York Tech
Edwards, Eddie	DE-T	1977-88	Miami (Fla.)
Elliott, Lenvil	RB	1973-78	NE Missouri State
Ely, Larry	LB	1970-71	Iowa
Elzey, Paul	LB	1968	Toledo
Erickson, Bernard	LB	1968	Abilene Christian
Ernst, Mike	QB	1973-74	Cal State-Fullerton
Esiason, Boomer	QB	1984-92, 97	Maryland

— F —

Fain, Richard	CB	1991	Florida
Fairchild, Greg	G	1976-77	Tulsa
Farley, John	RB	1984	Cal St.-Sacramento
Fears, Willie	DE	1987	Northwestern St. (La.)
Fenner, Derrick	RB	1992-94	North Carolina
Fest, Howard	G-T	1968-75	Texas
Flaherty, Tom	LB	1987	Northwestern
Fletcher, John	G	1987	Texas A&I
Foley, Steve	LB	1998	Northeast Louisiana
Ford, Mike	QB	1982	Southern Methodist
Francis, James	LB	1990-98	Baylor
Franklin, Pat	RB	1987	Southwest Texas St.
Frazier, Curt	CB	1968	Fresno State
Frazier, Guy	LB	1981-84	Wyoming
Frier, Mike	DE	1992-94	Appalachian State
Frisch, David	TE	1993-94	Colorado State
Fritts, Stan	RB	1975-76	North Carolina St.
Fulcher, David	S	1986-92	Arizona State
Fulhage, Scott	P	1987-88	Kansas State
Fuller, Mike	S-PR	1981-82	Auburn

— G —

Gallery, Jim	K	1989	Minnesota
Garrett, John	WR	1989	Princeton
Garrett, Shane	WR-KR	1991-92*	Texas A&M
Gaynor, Doug	QB	1986	Cal State-Long Beach
Gehrke, Jack	WR	1969	Utah
George, Tim	WR	1973	Carson-Newman
Gibler, Andy	TE	1983	Missouri
Gibson, Damon	WR-KR	1998	Iowa
Gilliard, Cory	S	1997	Ball State
Glass, Bill	G	1980	Baylor
Goff, Mike	G	1998	Iowa
Gordon, Alex	LB	1991-93	Cincinnati

Graham, Kenny	S	1970	Washington State
Graham, Scotlie	RB	1997	Ohio State
Grant, Alan	CB	1993	Stanford
Grant, David	NT	1988-91	West Virginia
Granville, Billy	LB	1997-98	Duke
Graves, White	S	1968	Louisiana State
Green, Dave	P-K	1974-75	Ohio U.
Green, Harold	RB	1990-95	South Carolina
Griffin, Archie	RB	1976-83*	Ohio State
Griffin, James	S	1983-85	Middle Tennessee St.
Griffin, Jim	DE	1968	Grambling
Griffin, Ray	CB	1978-84	Ohio State
Guillory, John	DB	1969-70	Stanford
Gunn, Lance	S	1983	Texas
Gunner, Harry	DE	1968-69	Oregon State
Gutierrez, Brock	G-C	1996-98	Central Michigan

— H —

Haddix, Wayne	CB	1991	Liberty
Haffner, Mike	WR	1971	UCLA
Hammerstein, Mike	DE-NT	1986-90*	Michigan
Hannula, Jim	T	1983	Northern Illinois
Hardy, Adrian	CB	1994-95	Northwestern St. (La.)
Hargrove, Jim	RB	1981	Wake Forest
Harmon, Ed	LB	1969	Louisville
Harris, Bo	LB	1975-82	Louisiana State
Harris, Jim	DB	1971	Howard Payne
Harris, M.L.	TE	1980-85	Kansas State
Hawkins, Artrell	CB	1998	Cincinnati
Hayes, Jeff	P	1986	North Carolina
Headrick, Sherrill	LB	1968	Texas Christian
Hearst, Garrison	RB	1996	Georgia
Heath, Jo-Jo	KR-DB	1980	Pittsburgh
Henson, Champ	RB	1975	Ohio State
Herock, Ken	TE	1968	West Virginia
Hertel, Rob	QB	1978	Southern California
Hibler, Mike	LB	1968	Stanford
Hicks, Bryan	S	1980-84*	McNeese State
Hill, Jeff	WR-KR	1994-96	Purdue
Hillary, Ira	WR-KR	1987-89	South Carolina
Hinkle, George	DE	1993	Arizona
Holden, Steve	WR	1977	Arizona State
Holifield, John	RB	1989	West Virginia
Holland, Vernon	T	1971-79	Tennessee State
Hollas, Don	QB	1991-94*	Rice
Holman, Rodney	TE	1982-92	Tulane
Horn, Rod	NT	1980-81	Nebraska
Horne, Greg	P	1987	Arkansas
Horton, Ray	CB	1983-88	Washington
Howe, Garry	NT	1993	Colorado
Hundon, James	WR-KR	1996-98	Portland State
Hunt, Bobby	S	1968-69	Auburn
Hunt, Gary	DB	1987	Memphis State
Hunt, Ron	T	1976-78	Oregon

— I —

Inglis, Tim	LB	1987-88	Toledo
-------------	----	---------	--------

— J —

Jackson, Bernard	S-CB-KR	1972-76	Washington State
Jackson, Robert	S	1981-87, 89*	Central Michigan
Jackson, Willie	WR	1998	Florida
James, Lynn	WR	1990-91	Arizona State
Jauron, Dick	S	1978-81*	Yale
Jefferson, Kevin	LB	1994-95	Lehigh
Jeffries, Curtis	TE	1987	Louisville
Jennings, Mike	WR	1997	Hampton
Jennings, Stanford	RB-KR	1984-90	Furman
Jelton, Paul	C-G	1989-91	Texas
Johnson, Bill	RB	1985-87	Arkansas State
Johnson, Bob	C	1968-79	Tennessee
Johnson, Donnell	T	1993	Johnson C. Smith
Johnson, Essex	RB	1968-75	Grambling

(All-Time Roster — cont'd)

NAME	POSITION	YEARS	COLLEGE
Johnson, Jim	DB	1969	South Carolina St.
Johnson, John	LB	1994	Clemson
Johnson, Ken	DE	1971-77	Indiana
Johnson, Lee	P-K	1988-98	Brigham Young
Johnson, Mark	S	1987	Western Kentucky
Johnson, Pete	FB	1977-83	Ohio State
Johnson, Tim	DT	1996	Penn State
Johnson, Walter	DT	1977	Los Angeles State
Joiner, Charlie	WR	1972-75	Grambling
Jolitz, Evan	LB	1974	Cincinnati
Jones, Bob	S	1973-74	Virginia Union
Jones, Dan	T	1993-95	Maine
Jones, Rod (Roderick)	CB	1990-96	Southern Methodist
Jones, Rod (Rodrek)	T-G	1996-98	Kansas
Jones, Roger	CB	1994-96	Tennessee State
Jones, Scott	T	1989, 91	Washington
Jones, Willie Lee	DT-DE	1968, 70-71	Kansas State
Jordan, Kevin	WR	1996*	UCLA
Joseph, James	RB	1995	Auburn
Joseph, Kerry	QB	1996	McNeese State
Juslin, Paul	QB	1998	Arizona State

— K —

Kalis, Todd	G	1995	Arizona State
Kaltus, Eric	TE	1986-91	Michigan
Kearney, Tim	LB	1972-74	Northern Michigan
Keeling, Rex	P	1968	Samford
Kellerman, Ernie	S	1972	Miami (Ohio)
Kelly, Bob	T	1968	New Mexico State
Kelly, Joe	LB	1986-89	Washington
Kelly, Mike	TE	1970-72	Davidson
Kelly, Todd	DE	1995-96	Tennessee
Kemp, Bobby	S	1981-86	Cal State-Fullerton
Kern, Don	TE	1984-85	Arizona State
Kindricks, Bill	DT	1968	Alabama A&M
King, Charlie	CB	1968-69	Purdue
King, Emmanuel	LB	1985-88	Alabama
King, Joe	S	1991	Oklahoma State
Kinnebrew, Larry	RB	1983-87	Tennessee State
Kirk, Randy	LB	1992-93	San Diego State
Klingler, David	QB	1992-95	Houston
Koch, Pete	DT	1984	Maryland
Koegel, Vic	LB	1974	Ohio State
Kollar, Bill	DT	1974-76	Montana State
Kors, R.J.	S	1993	Cal State-Long Beach
Kozerski, Bruce	C-G-T	1984-95	Holy Cross
Kreider, Steve	WR	1979-85	Lehigh
Kresser, Eric	QB	1997-98	Marshall
Kreis, Al	T	1975	Boston College
Krumrie, Tim	NT	1983-94	Wisconsin
Kurnick, Howie	LB	1979-80*	Cincinnati

— L —

Lamb, Ron	RB	1968-71	South Carolina
Langford, Jevon	DE	1996-98	Oklahoma State
Lapham, Dave	G	1974-83	Syracuse
Law, Dennis	KR-WR	1978	East Tennessee St.
Lawson, Steve	G	1971-72	Kansas
LeClair, Jim	LB	1972-83	North Dakota
Levenseller, Mike	WR	1979-80	Washington State
Lewis, Dave	P-QB	1970-73	Stanford
Linn, Jack	G-T	1993	West Virginia
Livingston, Dale	P-K	1968-69	Western Michigan
Logan, James	LB	1995	Memphis
Logan, Marc	RB	1987-88	Kentucky
Loft, Anthony	CB	1997	Florida
Lusby, Vaughn	KR-CB	1979	Arkansas

— M —

Mack, Tremain	S-KR	1997-98	Miami (Fla.)
Maddox, Bob	DE	1974	Florida State
Maidlow, Steve	LB	1983-84	Michigan State

NAME	POSITION	YEARS	COLLEGE
Manca, Massimo	K	1987	Penn State
Manning, Aaron	CB	1987	Iowa State
Manos, Sam	C	1987	Marshall
Marshall, Ed	WR	1971	Camaron (Okla.)
Martin, Mike	WR-KR	1983-89	Illinois
Mathias, Rich	CB	1998	Wisconsin-LaCrosse
Matlock, John	C	1968	Miami (Fla.)
Matson, Pat	G	1968-74	Oregon
Maxey, Curtis	NT	1988	Grambling
Mayes, Rufus	T	1970-78	Ohio State
McCall, Ed	WR	1968	Miles College
McClendon, Skip	DE	1987-91	Arizona State
McClure, Wayne	LB	1968, 70	Mississippi
McCluskey, David	RB	1987	Georgia
McCullough, Deland	RB	1996*	Miami (Ohio)
McDaniel, John	WR	1974-77	Lincoln
McDonald, Ricardo	LB	1992-97	Pittsburgh
McGee, Tim	WR-KR	1986-92, 94-95*	Tennessee
McGee, Tony	TE	1993-98	Michigan
McGhee, Kanavis	LB	1994	Colorado
McGill, Karmeeleyah	LB	1993	Notre Dame
McInally, Pat	P-WR	1976-85	Harvard
McVea, Warren	WR-KR	1968	Houston
Meehan, Greg	WR	1987	Bowling Green
Melander, Jon	G	1992	Minnesota
Melontree, Andrew	LB	1980	Baylor
Middendorf, Dave	G	1968-69	Washington State
Miles, Ostell	RB	1992-93	Houston
Milne, Brian	FB	1996-98	Penn State
Mitchell, Mack	DE	1979	Houston
Mitz, Alonzo	DE	1991-92	Florida
Montgomery, Cleotha	KR-RB	1980	Abilene Christian
Montoya, Max	G-T	1979-89	UCLA
Moore, Blake	C	1980-83	Wooster
Moore, Eric	T	1994	Indiana
Moore, Kelvin	S	1998	Morgan State
Moore, Mautly	DT	1975	Bethune-Cookman
Morabito, Tim	DT	1996	Boston College
Morgan, Melvin	CB	1976-78	Mississippi Valley St.
Morrison, Reece	RB	1972-73	Southwest Texas St.
Moyer, Ken	G-T	1989-94*	Toledo
Muhlmann, Horst	K	1969-74	none
Munoz, Anthony	T	1980-92	Southern California
Myers, Chip	WR	1969-76	Northwestern Okla.
Myers, Greg	S-PR	1996-98	Colorado State

— N —

Neal, Randy	LB	1995-96	Virginia
Neldert, John	LB	1968	Louisville
Niehoff, Rob	S	1987	Cincinnati
Nix, Roosevelt	DE	1992-93	Central State (Ohio)
Norseth, Mike	QB	1987-88	Kansas
Novak, Jack	TE	1975	Wisconsin

— O —

Obrovac, Mike	G-T	1981-83	Bowling Green
O'Donnell, Neil	QB	1998	Maryland
Oglesby, Alfred	DT	1995	Houston
Ogletree, Craig	LB	1990	Auburn
Oliver, Louis	S	1994	Florida
Orlando, Bo	S	1996-97	West Virginia

— P —

Park, Ernie	G	1969	McMurry
Parker, Carl	WR	1988-89	Vanderbilt
Parrish, Lemar	CB-KR	1970-77	Lincoln
Parlen, Ty	DE	1993-95	Arizona
Paul, Tito	CB	1997	Ohio State
Payne, Rod	C	1997-98*	Michigan
Peacock, Elvis	RB	1981	Oklahoma
Pelfrey, Doug	K	1993-98	Kentucky
Perreault, Pete	G	1968	Boston U.
Perry, Scott	CB	1976-79	Williams

NAME	POSITION	YEARS	COLLEGE
Peters, Frank	T	1969	Ohio U.
Peterson, Bill	LB	1968-72	San Jose State
Philcox, Todd	QB	1990	Syracuse
Phillips, Jess	RB-DB	1968-72	Michigan State
Phillips, Ray	LB	1977-78	Nebraska
Pickens, Carl	WR	1992-98	Tennessee
Pickering, Clay	WR	1984-85	Maine
Pillman, Brian	LB	1984	Miami (Ohio)
Pleasant, Marquis	WR	1987	Southern Methodist
Poe, Bill	G	1987	Morehead State
Pollard, Trent	G-T	1994-96*	Eastern Washington
Poole, Nathan	RB	1979-80	Louisville
Price, Mitchell	CB-PR	1990-93	Tulane
Pritchard, Ron	LB	1972-77	Arizona State
Pureifory, Dave	DT	1978	Eastern Michigan
Purvis, Andre	DE-NT	1997-98	North Carolina

— Q —

Query, Jeff	WR	1992-95	Millikin
-------------	----	---------	----------

— R —

Randall, Dennis	DE	1968	Oklahoma State
Randolph, Al	CB	1972	Iowa
Randolph, Thomas	CB	1998	Kansas State
Rayam, Tom	G	1992-93	Alabama
Razzano, Rick	LB	1990-84	Virginia Tech
Reasons, Gary	LB	1992	Northwestern St. (La.)
Reaves, John	QB	1975-78	Florida
Reid, Mike	DT	1970-74	Penn State
Reimers, Bruce	G-T	1984-91	Iowa State
Reinke, Jeff	DE	1987	Mankato State
Rembert, Reggie	WR	1991-93	West Virginia
Rice, Andy	DT	1968-69	Texas Southern
Rice, Dan	RB	1987	Michigan
Richey, Tom	G-T	1987	Kentucky
Ridgle, Elston	DE	1992	Nevada-Reno
Riggs, Jim	TE	1987-92	Clemson
Riley, Bob	T	1987	Indiana
Riley, Ken	CB	1969-83	Florida A&M
Rimington, Dave	C	1983-87	Nebraska
Robinson, Frank	CB	1992	Boise State
Robinson, Patrick	WR-KR	1993	Tennessee State
Robinson, Paul	RB	1968-72	Arizona
Rogers, Lamar	DE	1991-92	Auburn
Roman, Nick	DE	1970-71	Ohio State
Romasko, Dave	TE	1987	Carroll College
Romer, Rich	LB	1988-89	Union (N.Y.)
Ross, Adrian	LB	1998	Colorado State
Ross, Dan	TE	1979-83, 85	Northeastern
Rourke, Jim	OL	1988	Boston College
Rucker, Keith	DT	1994-95	Ohio Wesleyan
Russell, Wade	TE	1987	Taylor
Ruud, Tom	LB	1978-79	Nebraska

— S —

Saddler, Rod	DE	1991	Texas A&M
Sadowski, Troy	TE	1994-96	Georgia
Saffold, Saint	WR	1968	San Jose State
St. Clair, Mike	DE	1980-82	Grambling
Sargent, Kevin	T-G	1992-98*	Eastern Washington
Savage, Tony	DE	1992	Washington State
Sawyer, Corey	CB-KR	1994-98	Florida State
Sawyer, Ken	S	1974	Syracuse
Schoner, Turk	QB	1980-85, 87-89	Stanford
Schroeder, Jay	QB	1993	UCLA
Schuh, Jeff	LB	1981-85	Minnesota
Schutt, Scott	LB	1987	North Dakota State
Scott, Bill	CB	1968	Idaho
Scott, Darnay	WR	1994-98	San Diego State
Scott, Tom	T	1993	East Carolina
Scrifford, Kirk	T	1990-92	Montana
Sellers, Lance	LB	1987	Boise State

NAME	POSITION	YEARS	COLLEGE
Shade, Sam	S	1995-98	Alabama
Shaw, Eric	LB	1992-94	Louisiana Tech
Shaw, Scott	C	1998	Michigan State
Shelby, Willie	KR-RB	1976-77	Alabama
Shelling, Chris	S	1995-96	Auburn
Sherman, Rod	WR-K	1968	Southern California
Shinners, John	G	1973-77	Xavier (Ohio)
Shumon, Ron	LB	1978	Wichita State
Simmons, Brian	LB	1998	North Carolina
Simmons, Clyde	DE	1998	Western Carolina
Simmons, John	CB-KR	1981-86	Southern Methodist
Simmons, Marcello	CB	1993	Southern Methodist
Simpkins, Ron	LB	1980-86*	Michigan
Sims, Reggie	TE	1987	Northern Illinois
Skow, Jim	DE	1986-89	Nebraska
Smiley, Tom	RB	1968	Lamar
Smith, Artie	DE	1994-96	Louisiana Tech
Smith, Brad	LB	1993	Texas Christian
Smith, Daryl	CB	1987-88	North Alabama
Smith, Dave	T	1988	Southern Illinois
Smith, Fletcher	CB-S-P	1968-71	Tennessee State
Smith, Gary	G	1984	Virginia Tech
Smith, Jeff	DE	1987	Earlham College
Smith, Ken	G	1987	Miami (Ohio)
Smith, Kendal	WR-KR	1989-90	Utah State
Smith, Tommie	WR	1969	San Jose State
Spencer, Jimmy	CB	1986-97	Florida
Spikes, Takeo	LB	1998	Auburn
Spiller, Phil	S	1968	Los Angeles State
Sprotte, Jimmy	LB	1998	Arizona
Staley, Bill	DT	1968-69	Utah
Stallings, Ramondo	DE	1994-98*	San Diego State
Steele, Glen	DE-NT	1998	Michigan
Stegall, Mill	WR	1992-94	Miami (Ohio)
Stephens, Santo	LB	1994	Temple
Stofa, John	QB	1968-69	Buffalo
Stubbs, Daniel	DE	1991-93	Miami (Fla.)
Suggs, Shafer	S	1980	Ball State
Sunter, Ian	K	1980	none
Swanson, Terry	P	1969	Massachusetts

— T —

Tamm, Ralph	G	1991	West Chester
Tate, Rodney	RB-KR	1982-83	Texas
Taylor, Craig	RB-KR	1989-91	West Virginia
Terry, Tim	LB	1997	Temple
Thomas, Eric	CB	1987-92	Tulane
Thomas, Lee	DE	1973	Jackson State
Thomas, Sean	CB	1985	Texas Christian
Thomas, Speedy	WR	1969-72	Utah
Thomason, Jeff	TE	1992-93	Oregon
Thompson, Craig	TE	1992-93	North Carolina A&T
Thompson, Jack	QB	1979-82	Washington State
Thompson, Mike	NT	1998	Wisconsin
Thornton, Reggie	WR	1993	Bowling Green
Tigges, Mark	T	1987	Western Illinois
Tovar, Steve	LB	1993-97	Ohio State
Townsend, Brian	LB	1992	Michigan
Truitt, Greg	LS	1994-98	Penn State
Trumpy, Bob	TE-WR	1968-77	Utah
Tuatagaloa, Natu	DE	1989-91	California
Turnmully, Tom	LB	1996-98	Pittsburgh
Turner, Clem	RB	1969	Cincinnati
Turner, Deacon	RB	1978-80	San Diego State
Turner, Jimmy	CB	1983-86	UCLA
Tuten, Melvin	T-TE	1995-96	Syracuse
Tweet, Rodney	WR	1987	South Dakota
Twyner, Gunnard	WR-KR	1997	Western Illinois

— V —

Verser, David	WR-KR	1981-84	Kansas
Vincent, Ted	DT	1978	Wichita State
Vinson, Ferdinand	S	1991-94	North Carolina St.

(All-Time Roster — cont'd)

NAME	POSITION	YEARS	COLLEGE
Vitiello, Sandro	K	1980	Massachusetts
von Delhoffen, Kimo	DL	1994-98	Boise State
— W —			
Wagner, Ray	T	1982	Kent State
Walker, Bracey	TE	1994-96	North Carolina
Walker, Kevin	LB	1988-92	Maryland
Walker, Rick	TE	1977-79	UCLA
Wallerstedt, Brett	LB	1994-96*	Arizona State
Walsh, John	QB	1995	Brigham Young
Waller, Dave	QB	1987	Michigan Tech
Waller, Joe	T	1985-97*	Texas Tech
Walters, Stan	T	1972-74	Syracuse
Ward, David	LB	1987	Southern Arkansas
Ware, Derek	TE	1995	Central State (Okla.)
Warren, Dewey	QB	1968	Tennessee
Washington, Sam	CB	1985	Mississippi Valley St.
Washington, Ted	RB	1968	San Diego State
Watson, Pete	RB	1972	Tufts
Weaver, Emanuel	NT	1982-83*	South Carolina
Wells, Dana	NT	1989	Arizona
Wells, Mike	QB	1977	Illinois
Wheeler, Leonard	CB	1992-96*	Troy State
White, Andre	TE	1968	Florida A&M
White, Leon	LB	1986-91	Brigham Young
White, Mike	DT	1979-80	Albany State (Ga.)
White, Sheldon	CB	1993	Miami (Ohio)
White, Sherman	DE	1972-75	California
Whitley, Wilson	DT	1977-82	Houston
Whitten, Bobby	T	1981	Kansas
Wilcots, Solomon	S-CB	1987-90	Colorado
Wilhelm, Erik	QB	1989-91, 93-97	Oregon State
Wilkinson, Dan	DT-DE	1994-97	Ohio State
Williams, Alfred	LB-DE	1991-94	Colorado
Williams, Darryl	S	1992-95	Miami (Fla.)
Williams, Ed	RB	1974-75	Langston
Williams, Gary	WR	1984	Ohio State
Williams, Jim	DB	1969	Alcorn State
Williams, Monk	WR-KR	1968	Arkansas A&M

NAME	POSITION	YEARS	COLLEGE
Williams, Reggie	LB	1976-89	Dartmouth
Williams, Stepfret	WR	1998	Northeast Louisiana
Willis, Fred	RB	1971-72	Boston College
Wilson, Joe	RB-KR	1973	Holy Cross
Wilson, Mike	T-RB	1969-70	Dayton
Wilson, Mike	T	1978-85	Georgia
Wilson, Reinard	LB	1997-98	Florida State
Wilson, Stanley	RB	1983-84, 86, 88	Oklahoma
Winans, Tydus	WR	1996	Fresno State
Withycombe, Mike	T	1991-92	Fresno State
Woods, Ickey	RB	1988-91	Nevada-Las Vegas
Wright, Dana	RB	1987	Findlay
Wright, Ernie	T	1968-71	Ohio State
Wright, Lawrence	S	1997	Florida
Wyche, Sam	QB	1968-70	Furman
— Z —			
Zander, Carl	LB	1985-91	Tennessee
Zellers, Ray	FB	1998	Notre Dame

*— Players whose all-time roster listing includes an asterisk were with the team for one or more seasons in which they were not in uniform for a game:

Chris Barber	1988	Don Hollas	1993
Royce Berry	1975	Robert Jackson	1981
Rich Braham	1995	Dick Jauron	1981
Ki-Jana Carter	1995	Kevin Jordan	1996
Virgil Carter	1973	Howie Kurnick	1980
Alonzo Clayton	1998	Deland McCullough	1996
Greg Cook	1970-72, 1974	Tim McGee	1995
Charlie Davis	1975	Ken Moyer	1992
Joel Davis	1997	Rod Payne	1997
Chris Devlin	1977	Trent Pollard	1996
Mike Dingle	1992	Kevin Sargent	1996
Doug Dressler	1973	Ron Simpkins	1981
Sandy Durko	1972	Ramondo Stallings	1998
Shane Garrett	1992	Brett Wallerstedt	1996
Archie Griffin	1983	Joe Walter	1994
Mike Hammerstein	1988	Emanuel Weaver	1983
Bryan Hicks	1984	Leonard Wheeler	1994

BENGALS SELECTIONS IN 1968 AFL EXPANSION DRAFT

FROM BOSTON PATRIOTS

Joe Bellino, RB, Navy
 Jim Boudreaux, DT, La. Tech
 J.D. Garrett, RB, Grambling
 White Graves, DB, Louisiana St.
 Ron Hall, DB, Missouri Valley

FROM BUFFALO BILLS

Gary Bugenhagen, T, Syracuse
 Bobby Burnett, RB, Arkansas
 Charlie King, DB, Purdue
 Bob Schmidt, T, Minnesota
 Rich Zecher, DT, Utah St.

FROM DENVER BRONCOS

Cookie Gilchrist, RB, none
 Mike Kellogg, RB, Santa Clara
 Pat Matson, G, Oregon
 Henry Sorrell, LB, Tenn.-Chatt.
 Lonnie Wright, DB, Colorado St.

FROM HOUSTON OILERS

Dan Brabham, LB, Arkansas
 Joe Bob Isbell, G, Houston
 Willie Lee Jones, DE, Kansas St.
 Bob Poole, TE, Clemson
 Andy Rice, DT, Texas Southern

FROM KANSAS CITY CHIEFS

Chris Burford, SE, Stanford
 Sherrill Headrick, LB, Tex. Christian
 Bobby Hunt, DB, Auburn
 Al Reynolds, G, Tarkio
 Fletcher Smith, DB, Tennessee St.

FROM NEW YORK JETS

Solomon Brannan, DB, Morris Brown
 Bill Brown, T, Texas-El Paso
 John Matlock, C, Miami (Fla.)
 Pete Perreault, G, Boston U.
 Jim Waskiewicz, C/LB, Wichita St.

FROM OAKLAND RAIDERS

Dan Archer, T, Oregon
 Estes Banks, RB, Colorado
 Nate Johns, RB, San Diego St.
 Rod Sherman, FL, Southern Cal.
 Richard Sligh, DT, N. Car. Central

FROM SAN DIEGO CHARGERS

Frank Buncom, LB, Southern Cal.
 Jim Griffin, DE, Grambling
 Frank Marsh, RB, Oregon St.
 Dick Van Raaphorst, PK, Ohio St.

BENGALS COACHING HISTORY

REGULAR SEASON

SEASON	HEAD COACH	RECORD			PCT.
		W	L	T	
1968	Paul Brown	3	11	0	.214
1969	Paul Brown	4	9	1	.308
1970-x	Paul Brown	8	6	0	.571
1971	Paul Brown	4	10	0	.286
1972	Paul Brown	8	6	0	.571
1973-x	Paul Brown	10	4	0	.714
1974	Paul Brown	7	7	0	.500
1975-y	Paul Brown	11	3	0	.786
1976	Bill Johnson	10	4	0	.714
1977	Bill Johnson	8	6	0	.571
1978	Bill Johnson	0	5	0	.000
	Homer Rice	4	7	0	.364
1979	Homer Rice	4	12	0	.250
1980	Forrest Gregg	6	10	0	.375
1981-x, z	Forrest Gregg	12	4	0	.750
1982*	Forrest Gregg	7	2	0	.778
1983	Forrest Gregg	7	9	0	.438
1984	Sam Wyche	8	8	0	.500
1985	Sam Wyche	7	9	0	.438
1986	Sam Wyche	10	6	0	.625
1987	Sam Wyche	4	11	0	.267
1988-x, z	Sam Wyche	12	4	0	.750
1989	Sam Wyche	8	8	0	.500
1990-x	Sam Wyche	9	7	0	.563
1991	Sam Wyche	3	13	0	.188
1992	Dave Shula	5	11	0	.313
1993	Dave Shula	3	13	0	.188
1994	Dave Shula	3	13	0	.188
1995	Dave Shula	7	9	0	.438
1996	Dave Shula	1	6	0	.143
	Bruce Coslet	7	2	0	.778
1997	Bruce Coslet	7	9	0	.438
1998	Bruce Coslet	3	13	0	.188
TOTALS		210	257	1	.450

x-AFC Central Division Champion

y-Wild Card Playoff Qualifier

z-AFC Champions

*-AFC Super Bowl Tournament Qualifier

PLAYOFFS

SEASON	COACH	W	L	PCT.
1970	Paul Brown	0	1	.000
1973	Paul Brown	0	1	.000
1975	Paul Brown	0	1	.000
1981	Forrest Gregg	2	1	.667
1982	Forrest Gregg	0	1	.000
1988	Sam Wyche	2	1	.667
1990	Sam Wyche	1	1	.500
TOTALS		5	7	.417



Bengals coach Paul Brown is carried off the field on Dec. 20, 1970, following a 42-7 win over the Boston Patriots at Riverfront Stadium. The win clinched a playoff berth for the three-year-old Cincinnati franchise. At the time, no other team had reached the playoffs so early in its history.

HEAD COACHES BY ERA

Bruce Coslet became the seventh head coach of the Bengals on Oct. 21, 1996. Bengals coaches' records, including playoff games:

YEARS	COACH	RECORD	PCT.
1968-75	Paul Brown	55-59-1	.482
1976-78	Bill Johnson	18-15-0	.545
1978-79	Homer Rice	8-19-0	.296
1980-83	Forrest Gregg	34-27-0	.557
1984-91	Sam Wyche	64-68-0	.485
1992-96	Dave Shula	19-52-0	.268
1996-98	Bruce Coslet	17-24-0	.415

BENGALS COACHING STAFFS

1968

Head Coach — Paul Brown

Tom Bass	DB
Jack Donaldson	DL
Rick Forzano	OB
Bill Johnson	OL
Frank Smouse	LB
Bill Walsh	TE

1969

Head Coach — Paul Brown

Tom Bass	Def. Coord./DB
Vince Costello	LB
Jack Donaldson	OB
Bill Johnson	OL
Chuck Studley	DL
Bill Walsh	Recv.

1970

Head Coach — Paul Brown

Vince Costello	LB
Jack Donaldson	OB
Bill Johnson	OL
Chuck Studley	DL
Bill Walsh	QB/Recv.
Chuck Weber	Def. Coord.

1971

Head Coach — Paul Brown

Vince Costello	LB
Jack Donaldson	OB
Bill Johnson	OL
Chuck Studley	DL
Bill Walsh	QB/Recv.
Chuck Weber	Def. Coord.

1972

Head Coach — Paul Brown

Vince Costello	LB
Jack Donaldson	OB
Bill Johnson	OL
Chuck Studley	DL
Bill Walsh	QB/Recv.
Chuck Weber	Def. Coord.

1973

Head Coach — Paul Brown

Vince Costello	LB
Jack Donaldson	OB
Bill Johnson	OL
Chuck Studley	DL
Bill Walsh	QB/Recv.
Chuck Weber	Def. Coord.

1974

Head Coach — Paul Brown

Howard Brinker	LB
Jack Donaldson	OB
Bill Johnson	OL
Chuck Studley	DL
Bill Walsh	QB/Recv.
Chuck Weber	Def. Coord.

1975

Head Coach — Paul Brown

Howard Brinker	LB
Jack Donaldson	OB
Bill Johnson	OL
Chuck Studley	DL
Bill Walsh	QB/Recv.
Chuck Weber	DB
Kim Wood	Strength

1976

Head Coach — Bill Johnson

Howard Brinker	Def. Coord.
Jack Donaldson	OB
Boyd Dowler	QB/Recv.
Mike McCormack	OL
Chuck Studley	DL
Charley Winner	DB
Kim Wood	Strength

1977

Head Coach — Bill Johnson

Howard Brinker	Def. Coord./LB
Jack Donaldson	OB
Boyd Dowler	QB/Recv.
Mike McCormack	OL
Chuck Studley	DL
Charley Winner	DB
Kim Wood	Strength

1978

Head Coaches — Bill Johnson* and Homer Rice

Howard Brinker	Def. Coord./LB
Boyd Dowler	Recv.
Mike McCormack	OL
Homer Rice**	OB
George Sefcik	RB
Chuck Studley	DL
Charley Winner	DB
Kim Wood	Strength

*Resigned after 5 games **First 5 games only

1979

Head Coach — Homer Rice

Howard Brinker	Def. Coord./LB
Boyd Dowler	Recv.
Frank Gansz	ST
Mike McCormack	OL
Dick Modzelewski	DL
George Sefcik	OB
Charley Winner	DB
Kim Wood	Strength

1980

Head Coach — Forrest Gregg

Hank Bullough	Def. Coord./LB
Frank Gansz	ST/TE
Lindy Infante	QB/Recv.
Dick LeBeau	DB
Jim McNally	OL
Dick Modzelewski	DL
George Sefcik	OB
Kim Wood	Strength

1981

Head Coach — Forrest Gregg

Hank Bullough	Def. Coord./LB
Bruce Coslet	ST/TE
Lindy Infante	QB/WR
Dick LeBeau	DB
Jim McNally	OL
Dick Modzelewski	DL
George Sefcik	OB
Kim Wood	Strength

1982

Head Coach — Forrest Gregg

Hank Bullough	Def. Coord./LB
Bruce Coslet	ST/TE
Lindy Infante	Off. Coord.
Dick LeBeau	DB
Jim McNally	OL
Dick Modzelewski	DL
George Sefcik	OB
Kim Wood	Strength

1983

Head Coach — Forrest Gregg

Hank Bullough	Def. Coord./LB
Bruce Coslet	ST/TE
Dick LeBeau	DB
Jim McNally	OL
Dick Modzelewski	DL
George Sefcik	OB
Kim Wood	Strength

1984

Head Coach — Sam Wyche

Jim Anderson	RB
Bruce Coslet	WR
Joe Faragalli	TE
Dick LeBeau	Def. Coord./DB
Jim McNally	OL
Dick Selcer	LB
Bill Urbanik	DL
Trent Walters	DB
Kim Wood	Strength

1985

Head Coach — Sam Wyche

Jim Anderson	RB
Bruce Coslet	WR
Bill Johnson	TE
Dick LeBeau	Def. Coord./DB
Jim McNally	OL
Dick Selcer	LB
Bill Urbanik	DL
Kim Wood	Strength

1986

Head Coach — Sam Wyche

Jim Anderson	RB
Bruce Coslet	Off. Coord./WR
Bill Johnson	TE
Dick LeBeau	Def. Coord./DB
Jim McNally	OL
Dick Selcer	LB
Bill Urbanik	DL
Kim Wood	Strength

1987

Head Coach — Sam Wyche

Jim Anderson	RB
Bruce Coslet	Off. Coord./WR
Bill Johnson	TE
Dick LeBeau	Def. Coord./DB
Jim McNally	OL
Dick Selcer	LB
Mike Stock	ST
Bill Urbanik	DL
Kim Wood	Strength

1988

Head Coach — Sam Wyche

Jim Anderson	RB
Bruce Coslet	Off. Coord./WR
Bill Johnson	TE
Dick LeBeau	Def. Coord./DB
Jim McNally	OL
Dick Selcer	LB
Mike Stock	ST
Bill Urbanik	DL
Kim Wood	Strength

1989

Head Coach — Sam Wyche

Jim Anderson	RB
Bruce Coslet	Off. Coord./WR
Bill Johnson	TE
Dick LeBeau	Def. Coord./DB
Jim McNally	OL
Dick Selcer	LB
Mike Stock	ST
Chuck Studley	DL
Kim Wood	Strength

1990

Head Coach — Sam Wyche

Jim Anderson	RB
Dana Bible	QB
Marv Braden	ST
Bill Johnson	TE
Dick LeBeau	Def. Coord./DB
Jim McNally	OL
Dick Selcer	LB
Mike Stock	WR
Chuck Studley	DL
Kim Wood	Strength

1991

Head Coach — Sam Wyche

Jim Anderson	RB
Dana Bible	QB
Marv Braden	ST
Dick LeBeau	Def. Coord./DB
Jim McNally	OL
Dick Selcer	LB
Dave Shula	WR
Mike Stock	TE
Chuck Studley	DL
Kim Wood	Strength

1992

Head Coach — Dave Shula

Jim Anderson	RB
Dana Bible	QB
Marv Braden	ST
Mike Haluchak	LB
Bob Karmelowicz	DL
Ron Lynn	Def. Coord.
Jim McNally	OL
Ron Meeks	DB
Mike Pope	TE
Richard Williamson	WR
Kim Wood	Strength

1993

Head Coach — Dave Shula

Jim Anderson	RB
Ken Anderson	QB
Marv Braden	ST
Mike Haluchak	LB
Bob Karmelowicz	DL
Ron Lynn	Def. Coord.
Jim McNally	OL
Ron Meeks	DB
Mike Pope	Off. Coord./TE
Richard Williamson	WR
Kim Wood	Strength

1994

Head Coach — Dave Shula

Paul Alexander	TE
Jim Anderson	RB
Ken Anderson	QB
Marv Braden	ST
Bruce Coslet	Off. Coord.
Bobby DePaul	Def. Staff Assistant
Jim McNally	OL
Ron Meeks	DB
Joe Pascale	LB
Larry Peccatiello	Def. Coord.
Joe Wessel	DL
Richard Williamson	WR
Kim Wood	Strength

1995

Head Coach — Dave Shula

Paul Alexander	OL
Ken Anderson	QB
Jim Anderson	RB
Bruce Coslet	Off. Coord.
Bobby DePaul	DL
John Garrett	Off. Asst./WR
Tim Krumrie	Def. Asst.
Ron Meeks	DB
Gary Moeller	TE
Joe Pascale	LB
Larry Peccatiello	Def. Coord.
Joe Wessel	ST
Kim Wood	Strength

1996

Head Coaches — Dave Shula* and Bruce Coslet

Paul Alexander	OL
Ken Anderson***	Off. Coord./DB
Jim Anderson	RB
Bruce Coslet**	Off. Coord.
Bobby DePaul	Staff Assistant
John Garrett	WR
Tim Krumrie	DL
Ron Meeks	DB
Gary Moeller	TE
Joe Pascale	LB
Larry Peccatiello	Def. Coord.
Joe Wessel	ST
Kim Wood	Strength

*First 7 games only; **Promoted to head coach after 7 games; *** Off. Coord. last 9 games only

1997

Head Coach — Bruce Coslet

Paul Alexander	OL
Ken Anderson	Off. Coord.
Jim Anderson	RB
Louie Cioffi	Def. Staff Assistant
Mark Duffner	LB
John Garrett	Off. Staff Assistant
Ray Horton	DB
Tim Krumrie	DL
Dick LeBeau	Asst. Head Coach/Def. Coord.
Al Roberts	ST
Kim Wood	Strength
Bob Wylie	TE

1998

Head Coach — Bruce Coslet

Paul Alexander	OL
Ken Anderson	Off. Coord.
Jim Anderson	RB
Louie Cioffi	Def. Staff Assistant
Mark Duffner	LB
John Garrett	Off. Staff Assistant
Ray Horton	DB
Tim Krumrie	DL
Dick LeBeau	Asst. Head Coach/Def. Coord.
Al Roberts	ST
Kim Wood	Strength
Bob Wylie	TE

1999

Head Coach — Bruce Coslet

Paul Alexander	OL
Ken Anderson	Off. Coord.
Jim Anderson	RB
Louie Cioffi	Def. Staff Assistant
Mark Duffner	LB
Steve Mooshagian	WR
Ray Horton	DB
Tim Krumrie	DL
Dick LeBeau	Asst. Head Coach/Def. Coord.
Al Roberts	ST
Kim Wood	Strength
Frank Verducci	TE

BENGALS ALL-TIME ASSISTANT COACHES

NAME	COLLEGE	SEASONS	YEARS
Alexander, Paul	Cortland St.	1994-99	6
Anderson, Jim	Cal-Western	1984-99	16
Anderson, Ken	Augustana (Ill.)	1993-99	7
Bass, Tom	San Jose State	1968-69	2
Bible, Dana	Cincinnati	1990-91	2
Braden, Marv	SW Missouri State	1990-94	5
Brinker, Howard	Miami (Ohio)	1974-79	6
Bullough, Hank	Michigan State	1980-83	4
Cioffi, Louie	C.W. Post	1997-99	3
Coslet, Bruce*	Pacific	1981-89, 94-96	12
Costello, Vince	Ohio U.	1969-73	5
DePaul, Bobby	Maryland	1994-96	3
Donaldson, Jack	Ohio State	1969-77	9
Dowler, Boyd	Colorado	1976-79	4
Duffner, Mark	William & Mary	1997-99	3
Faragalli, Joe	Villanova	1984	1
Forzano, Rick	Kent State	1969	1
Ganz, Frank	Navy	1979-80	2
Garrett, John	Princeton	1995-98	4
Haluchak, Mike	Southern California	1992-93	2
Horton, Ray	Washington	1997-99	3
Infinite, Lindy	Florida	1980-82	3
Johnson, Bill*	Texas A&M	1968-75, 85-90	14
Karmelowicz, Bob	Bridgeport	1992-93	2
Krumrie, Tim	Wisconsin	1995-99	5
LeBeau, Dick	Ohio State	1980-91, 97-99	15
Lynn, Ron	Mt. Union	1992-93	2
McCormack, Mike	Kansas	1976-79	4
McNally, Jim	Buffalo	1980-94	15
Meeks, Ron	Arkansas State	1992-96	5
Modzelewski, Dick	Maryland	1979-83	5
Moeller, Gary	Ohio State	1995-96	2
Mooshagian, Steve	Fresno State	1999	1
Pascale, Joe	Connecticut	1994-96	3
Peccatiello, Larry	William & Mary	1994-96	3
Pope, Mike	Lenoir Rhyne	1992-93	2
Rice, Homer*	Centre	1978	1
Roberts, Al	Washington	1997-99	3
Selcik, George	Notre Dame	1978-83	6
Selcer, Dick	Notre Dame	1984-91	8
Shula, Dave*	Dartmouth	1991	1
Smouse, Frank	Youngstown State	1968	1
Stock, Mike	Northwestern	1987-91	5
Studley, Chuck	Illinois	1969-78, 89-91	13
Urbaniak, Bill	Ohio State	1984-88	5
Verducci, Frank	Seton Hall	1999	1
Walsh, Bill	San Jose State	1970-75	6
Walters, Trent	Indiana	1984	1
Weber, Chuck	West Chester State	1970-75	6
Wessel, Joe	Florida State	1994-96	3
Williamson, Richard	Alabama	1992-94	3
Winner, Charley	Southeast Missouri	1976-79	4
Wood, Kim	Wisconsin	1975-99	25
Wylie, Bob	Colorado	1997-98	2

(For positions coached, please see pages 180-181)

*Has also served as Bengals head coach

DEFENSE DOES ITS PART

The Bengals' 61-17 victory at Houston on Dec. 17, 1972 — tied for most points ever scored by Cincinnati — stands also as the only game in which the Cincinnati defense has scored three touchdowns.

All three TDs came on interception returns. **Lemar Parrish** scored on returns of 25 and 33 yards, and **Neal Craig** scored from 63 yards.

BENGALS LEADERS BY YEARS

RUSHING

YEAR	NAME	ATT	YDS	AVG	LG	TD
1968	Paul Robinson	238	1023	4.3	87	8
1969	Jess Phillips	118	578	4.9	83	3
1970	Jess Phillips	163	648	4.0	76	4
1971	Fred Willis	135	590	4.4	36	7
1972	Essex Johnson	212	825	3.9	19	4
1973	Essex Johnson	195	997	5.1	46	4
1974	Charlie Davis	72	375	5.2	29	0
1975	Boobie Clark	167	594	3.6	17	4
1976	Boobie Clark	151	671	4.4	24	7
1977	Pete Johnson	153	585	3.8	65	4
1978	Pete Johnson	180	762	4.2	50	7
1979	Pete Johnson	243	865	3.6	35	14
1980	Pete Johnson	186	747	4.0	57	6
1981	Pete Johnson	274	1077	3.9	39	12
1982	Pete Johnson	156	622	4.0	21	7
1983	Pete Johnson	210	763	3.6	16	14
1984	Larry Kinnebrew	154	623	4.0	23	9
1985	James Brooks	192	929	4.8	39	7
1986	James Brooks	205	1087	5.3	56	5
1987	Larry Kinnebrew	145	570	3.9	52	8
1988	Ickey Woods	203	1066	5.3	56	15
1989	James Brooks	221	1239	5.6	65	7
1990	James Brooks	195	1004	5.1	56	5
1991	Harold Green	158	731	4.6	75	2
1992	Harold Green	266	1170	4.4	53	2
1993	Harold Green	215	589	2.7	25	0
1994	Derrick Fenner	141	468	3.3	21	1
1995	Harold Green	171	661	3.9	23	2
1996	Garrison Hearst	225	847	3.8	24	0
1997	Corey Dillon	233	1129	4.8	71	10
1998	Corey Dillon	262	1130	4.3	66	4

RECEPTIONS

YEAR	NAME	NO	YDS	AVG	LG	TD
1968	Bob Trumphy	37	639	17.3	80	3
1969	Eric Crabtree	40	855	21.4	73	7
1970	Chip Myers	32	542	16.9	56	1
1971	Bob Trumphy	40	531	13.3	44	3
1972	Chip Myers	57	792	13.9	42	3
1973	Isaac Curtis	45	843	18.7	77	9
	Boobie Clark	45	347	7.7	39	0
1974	Chip Myers	32	383	12.0	22	1
1975	Isaac Curtis	44	934	21.2	55	7
1976	Isaac Curtis	41	766	18.7	85	6
1977	Billy Brooks	39	772	19.8	94	4
1978	Isaac Curtis	47	737	15.7	57	3
1979	Don Bass	58	724	12.5	50	3
1980	Dan Ross	56	724	12.9	37	4
1981	Dan Ross	71	910	12.8	37	5
1982	Cris Collinsworth	49	700	14.3	50	1
1983	Cris Collinsworth	66	1130	17.1	63	5
1984	Cris Collinsworth	64	989	15.5	57	6
1985	Cris Collinsworth	65	1125	17.3	71	5
1986	Cris Collinsworth	62	1024	16.5	46	10
1987	Eddie Brown	44	608	13.8	47	3
1988	Eddie Brown	53	1273	24.0	86	9
1989	Tim McGee	65	1211	18.6	74	8
1990	Eddie Brown	44	706	16.0	50	9
1991	Eddie Brown	59	827	14.0	53	2
1992	Harold Green	41	214	5.2	19	0
1993	Jeff Query	56	654	11.7	51	4
1994	Carl Pickens	71	1127	15.9	70	11
1995	Carl Pickens	99	1234	12.5	68	17
1996	Carl Pickens	100	1180	11.8	61	12
1997	Darnay Scott	54	797	14.8	77	5
1998	Carl Pickens	82	1023	12.5	67	5

RECEPTION YARDAGE

YEAR	NAME	YDS	REC	AVG	LG	TD
1968	Bob Trumphy	639	37	17.3	80	3
1969	Eric Crabtree	855	40	21.4	73	7
1970	Chip Myers	542	32	16.9	56	1
1971	Bob Trumphy	531	40	13.3	44	3
1972	Chip Myers	792	57	13.9	42	3
1973	Isaac Curtis	843	45	18.7	77	9
1974	Isaac Curtis	633	30	21.1	77	10
1975	Isaac Curtis	934	44	21.2	55	7
1976	Isaac Curtis	766	41	18.7	85	6
1977	Billy Brooks	772	39	19.8	94	4
1978	Isaac Curtis	737	47	15.7	57	3
1979	Don Bass	724	58	12.5	50	3
1980	Dan Ross	724	56	12.9	37	4
1981	Cris Collinsworth	1009	67	15.1	74	8
1982	Cris Collinsworth	700	49	14.3	50	1
1983	Cris Collinsworth	1130	66	17.1	63	5
1984	Cris Collinsworth	989	64	15.5	57	6
1985	Cris Collinsworth	1125	65	17.3	71	5
1986	Cris Collinsworth	1024	62	16.5	46	10
1987	Eddie Brown	608	44	13.8	47	3
1988	Eddie Brown	1273	53	24.0	86	9
1989	Tim McGee	1211	65	18.6	74	8
1990	Tim McGee	737	43	17.1	52	1
1991	Eddie Brown	827	59	14.0	53	2
1992	Tim McGee	408	35	11.7	36	3
1993	Jeff Query	654	56	11.7	51	4
1994	Carl Pickens	1127	71	15.9	70	11
1995	Carl Pickens	1234	99	12.5	68	17
1996	Carl Pickens	1180	100	11.8	61	12
1997	Darnay Scott	797	54	14.8	77	5
1998	Carl Pickens	1023	82	12.5	67	5

SCORING

YEAR	NAME	POS	PTS	HOW SCORED
1968	Dale Livingston	PK	59	13 FG; 20 PAT
1969	Horst Muhlmann	PK	80	16 FG; 32 PAT
1970	Horst Muhlmann	PK	108	25 FG; 33 PAT
1971	Horst Muhlmann	PK	91	20 FG; 31 PAT
1972	Horst Muhlmann	PK	111	27 FG; 30 PAT
1973	Horst Muhlmann	PK	94	21 FG; 31 PAT
1974	Horst Muhlmann	PK	65	11 FG; 32 PAT
1975	Dave Green	PK	70	10 FG; 40 PAT
1976	Chris Bahr	PK	81	14 FG; 39 PAT
1977	Chris Bahr	PK	82	19 FG; 25 PAT
1978	Chris Bahr	PK	74	16 FG; 26 PAT
1979	Pete Johnson	RB	90	14 TD-R; 1 TD-P
1980	Ian Sunter	PK	48	11 FG; 15 PAT
1981	Jim Breech	PK	115	22 FG; 49 PAT
1982	Jim Breech	PK	67	14 FG; 25 PAT
1983	Jim Breech	PK	87	16 FG; 39 PAT
1984	Jim Breech	PK	103	22 FG; 37 PAT
1985	Jim Breech	PK	120	24 FG; 48 PAT
1986	Jim Breech	PK	101	17 FG; 50 PAT
1987	Jim Breech	PK	97	24 FG; 25 PAT
1988	Ickey Woods	RB	90	15 TD-R
1989	Jim Breech	PK	73	12 FG; 37 PAT
1990	Jim Breech	PK	92	17 FG; 41 PAT
1991	Jim Breech	PK	96	23 FG; 27 PAT
1992	Jim Breech	PK	88	19 FG; 31 PAT
1993	Doug Pelfrey	PK	85	24 FG; 13 PAT
1994	Doug Pelfrey	PK	108	28 FG; 24 PAT
1995	Doug Pelfrey	PK	121	29 FG; 34 PAT
1996	Doug Pelfrey	PK	110	23 FG; 41 PAT
1997	Doug Pelfrey	PK	77	12 FG; 41 PAT
1998	Doug Pelfrey	PK	78	19 FG; 21 PAT

PASSING

YEAR	NAME	ATT	CMP	YDS	PCT	TD	INT	RAT
1968	John Stola	177	85	896	48.0	5	5	60.8
1969	Greg Cook	197	106	1854	53.8	15	11	88.3
1970	Virgil Carter	278	143	1647	51.4	9	9	66.9
1971	Virgil Carter	222	138	1624	62.2	10	7	86.2
1972	Ken Anderson	301	171	1918	56.8	7	7	74.0
1973	Ken Anderson	329	179	2428	54.4	18	12	81.2
1974	Ken Anderson	328	213	2667	64.9	18	10	95.7
1975	Ken Anderson	377	228	3169	60.5	21	11	93.9
1976	Ken Anderson	338	179	2367	53.0	19	14	76.9
1977	Ken Anderson	323	166	2145	51.4	11	11	69.7
1978	Ken Anderson	319	173	2219	54.2	10	22	58.0
1979	Ken Anderson	339	189	2340	55.8	16	10	80.7
1980	Ken Anderson	275	166	1778	60.4	6	13	66.9
1981	Ken Anderson	479	300	3754	62.6	29	10	98.4
1982	Ken Anderson	309	218	2495	70.6	12	9	95.3
1983	Ken Anderson	297	198	2333	66.7	12	13	85.6
1984	Ken Anderson	275	175	2107	63.6	10	12	81.0
1985	Boomer Esiason	431	251	3443	58.2	27	12	93.2
1986	Boomer Esiason	469	273	3959	58.2	24	17	87.7
1987	Boomer Esiason	440	240	3321	54.5	16	19	73.1
1988	Boomer Esiason	388	223	3572	57.5	28	14	97.4
1989	Boomer Esiason	455	258	3525	56.7	28	11	92.1
1990	Boomer Esiason	402	224	3031	55.7	24	22	77.0
1991	Boomer Esiason	413	233	2883	56.4	13	16	72.5
1992	Boomer Esiason	278	144	1407	51.8	11	15	57.0
1993	David Klingler	343	190	1935	55.4	6	9	66.6
1994	Jeff Blake	306	156	2154	51.0	14	9	76.9
1995	Jeff Blake	567	326	3822	57.5	28	17	82.1
1996	Jeff Blake	549	308	3624	56.1	24	14	80.3
1997	Jeff Blake	317	184	2125	58.0	8	7	77.6
	Boomer Esiason	186	118	1478	63.4	13	2	106.9
1998	Neil O'Donnell	343	212	2216	61.8	15	4	90.2

KICKOFF RETURNS

YEAR	NAME	NO	YDS	AVG	LG	TD
1968	Warren McVea	14	310	22.1	30	0
1969	Essex Johnson	16	362	22.6	51	0
1970	Lemar Parrish	16	482	30.1	95	1
1971	Paul Robinson	18	335	18.6	37	0
1972	Bernard Jackson	21	509	24.2	62	0
1973	Bernard Jackson	21	520	24.8	41	0
1974	Bernard Jackson	29	682	23.5	45	0
1975	Bernard Jackson	25	587	23.5	39	0
1976	Willie Shelby	30	761	25.4	97	1
1977	Willie Shelby	19	403	21.2	38	0
1978	Ray Griffin	37	787	21.3	39	0
1979	Deacon Turner	55	1149	20.9	36	0
1980	Cleotha Montgomery	44	843	19.2	40	0
1981	David Verser	29	691	23.8	78	0
1982	David Verser	16	320	20.0	33	0
1983	John Simmons	14	317	22.6	36	0
1984	Stanford Jennings	22	452	20.5	46	0
1985	Mike Martin	48	1104	23.0	45	0
1986	Tim McGee	43	1007	23.4	94	0
1987	Barney Bussey	21	406	19.3	34	0
1988	Stanford Jennings	32	684	21.4	98	1
1989	Stanford Jennings	26	525	20.2	33	0
1990	Stanford Jennings	29	584	20.1	33	0
1991	Eric Ball	13	262	20.2	24	0
1992	Milt Stiegall	25	430	17.2	39	0
1993	Patrick Robinson	30	567	18.9	42	0
1994	Eric Ball	42	915	21.8	43	0
1995	David Dunn	50	1092	21.8	45	0
1996	David Dunn	35	782	22.3	90	1
1997	Eric Bieniemy	34	789	23.2	102	1
1998	Tremain Mack	45	1165	25.9	97	1

PUNT RETURNS

YEAR	NAME	NO	YDS	AVG	LG	TD
1968	Essex Johnson	22	111	5.0	45	0
1969	Essex Johnson	17	85	5.0	17	0
1970	Lemar Parrish	23	194	8.4	79	1
1971	Lemar Parrish	12	93	7.8	47	0
1972	Tommy Casanova	30	289	9.6	66	1
1973	Lemar Parrish	25	200	8.0	47	0
1974	Lemar Parrish	18	338	18.8	90	2
1975	Lyle Blackwood	23	123	5.3	31	0
1976	Willie Shelby	21	162	7.7	30	0
1977	Tony Davis	19	220	11.6	70	0
1978	Tony Davis	22	130	5.9	12	0
1979	Vaughn Lusby	32	260	8.1	40	0
1980	Cleotha Montgomery	31	223	7.2	42	0
1981	Mike Fuller	23	177	7.7	34	0
1982	Mike Fuller	17	95	5.6	13	0
1983	Mike Martin	23	227	9.9	19	0
1984	Mike Martin	24	376	15.7	55	0
1985	Mike Martin	32	268	8.4	26	0
1986	Ray Horton	11	111	10.1	25	0
1987	Mike Martin	28	277	9.9	21	0
1988	Ira Hillary	17	166	9.8	20	0
1989	Mike Martin	15	107	7.1	17	0
1990	Mitchell Price	29	251	8.7	66	1
1991	Mitchell Price	14	203	14.5	78	1
1992	Carl Pickens	18	229	12.7	95	1
1993	Patrick Robinson	43	305	7.1	36	0
1994	Corey Sawyer	26	307	11.8	82	1
1995	Corey Sawyer	9	58	6.4	21	0
1996	Corey Sawyer	15	117	7.8	62	0
1997	Greg Myers	26	201	7.7	18	0
1998	Damon Gibson	27	218	8.1	65	1

PUNTING

YEAR	NAME	NO	YDS	AVG	LG	BK
1968	Dale Livingston	70	3036	43.4	66	0
1969	Dale Livingston	70	2769	39.6	55	1
1970	Dave Lewis	79	3651	46.2	63	0
1971	Dave Lewis	72	3229	44.8	56	0
1972	Dave Lewis	66	2777	42.1	60	0
1973	Dave Lewis	68	2790	41.0	60	0
1974	Dave Green	66	2701	40.9	53	0
1975	Dave Green	68	2655	39.0	57	1
1976	Pat McNally	76	2999	39.5	61	0
1977	Pat McNally	67	2802	41.8	67	1
1978	Pat McNally	91	3919	43.1	65	0
1979	Pat McNally	89	3678	41.3	61	2
1980	Pat McNally	83	3390	40.8	61	2
1981	Pat McNally	72	3272	45.4	62	1
1982	Pat McNally	31	1201	38.7	53	0
1983	Pat McNally	67	2804	41.9	60	2
1984	Pat McNally	67	2832	42.3	61	0
1985	Pat McNally	57	2410	42.3	64	1
1986	Jeff Hayes	56	1965	35.1	52	2
1987	Scott Fulhage	52	2168	41.7	58	0
1988	Scott Fulhage	44	1672	38.0	53	2
1989	Lee Johnson	61	2446	40.1	62	2
1990	Lee Johnson	64	2705	42.3	70	0
1991	Lee Johnson	64	2795	43.7	62	0
1992	Lee Johnson	76	3196	42.1	64	0
1993	Lee Johnson	90	3954	43.9	60	0
1994	Lee Johnson	79	3461	43.8	64	1
1995	Lee Johnson	68	2861	42.1	61	0
1996	Lee Johnson	80	3630	45.4	67	1
1997	Lee Johnson	81	3471	42.9	66	0
1998	Lee Johnson	69	3083	44.7	69	1

INTERCEPTIONS

YEAR	NAME	NO	YDS	AVG	LG	TD
1968	Jess Phillips	3	26	8.7	23	0
1969	B. Hunt, B. Peterson, K. Riley, F. Smith	4 each				
1970	Lemar Parrish	5	28	5.6	19	0
1971	Lemar Parrish	7	105	15.0	65	1
1972	Tommy Casanova	5	108	21.6	33	0
	Lemar Parrish	5	90	18.0	33	2
1973	Tommy Casanova	4	33	8.1	16	0
1974	Ken Riley	5	33	6.6	19	0
1975	Ken Riley	6	76	12.7	30	1
1976	Ken Riley	9	141	15.7	53	1
1977	Lemar Parrish	3	95	31.7	47	1
	Reggie Williams	3	67	22.3	54	1
1978	Dick Jauron	4	52	13.0	24	1
1979	Dick Jauron	6	41	6.8	12	0
1980	Louis Breeden	7	91	13.0	29	0
1981	Ken Riley	5	6	1.2	6	0
1982	Ken Riley	5	88	17.6	56	1
1983	Ken Riley	8	89	11.1	42	2
1984	L. Breeden, R. Jackson, B. Kemp	4 each				
1985	James Griffin	7	118	16.6	33	1
1986	Louis Breeden	7	72	10.3	36	1
1987	David Fulcher	3	30	10.0	28	0
	Robert Jackson	3	49	16.3	29	0
1988	Eric Thomas	7	61	8.7	37	0
1989	David Fulcher	8	87	10.9	22	0
1990	Barney Bussey	4	37	9.3	18	0
	David Fulcher	4	20	5.0	18	0
1991	David Fulcher	4	51	12.8	27	1
1992	Darryl Williams	4	65	16.3	30	0
1993	Mike Brim	3	74	24.7	30	1
1994	Louis Oliver	3	36	12.0	19	0
1995	Bracey Walker	4	56	14.0	23	0
1996	Ashley Ambrose	8	63	7.9	31	1
1997	Corey Sawyer	4	44	11.0	37	0
1998	Sam Shade	3	33	11.0	32	0
	Artrell Hawkins	3	21	7.0	12	0

BENGALS SUPERLATIVE SEASONS

1,000-YARD RUSHERS

YARDS	PLAYER	YEAR
1,239	James Brooks	1989
1,170	Harold Green	1992
1,130	Corey Dillon	1998
1,129	Corey Dillon	1997
1,087	James Brooks	1986
1,077	Pete Johnson	1981
1,066	Ickey Woods	1988
1,023	Paul Robinson	1968
1,004	James Brooks	1990

1,000-YARD RECEIVERS

YARDS	PLAYER	YEAR
1,273	Eddie Brown	1988
1,234	Carl Pickens	1995
1,211	Tim McGee	1989
1,180	Carl Pickens	1996
1,130	Cris Collinsworth	1983
1,127	Carl Pickens	1994
1,125	Cris Collinsworth	1985
1,024	Cris Collinsworth	1986
1,023	Carl Pickens	1998
1,009	Cris Collinsworth	1981

3,000-YARD PASSERS

YARDS	PLAYER	YEAR
3,959	Boomer Esiason	1986
3,822	Jeff Blake	1995
3,754	Ken Anderson	1981
3,624	Jeff Blake	1996
3,572	Boomer Esiason	1988
3,525	Boomer Esiason	1989
3,443	Boomer Esiason	1985
3,321	Boomer Esiason	1987
3,169	Ken Anderson	1975
3,031	Boomer Esiason	1990

BENGALS OFFENSE YEAR-BY-YEAR

YEAR	PLAYS	FIRST DOWNS	RUSH YDS	NET PASS YDS	TOTAL YDS	PTS
1968	772	171	1807	1619	3426	215
1969	728	172	1523	2345	3868	280
1970	831	210	2057	1870	3927	312
1971	867	236	2142	2124	4266	284
1972	899	255	1996	2321	4317	299
1973	871	252	2236	2276	4512	286
1974	835	260	1978	2511	4489	283
1975	966	295	1819	3241	5060	340
1976	878	238	2109	2191	4300	335
1977	904	248	1861	2333	4194	238
1978	1034	271	2131	2741	4872	252
1979	1049	289	2329	2310	4639	337
1980	1060	283	2069	2815	4884	244
1981	1078	361	1973	3995	5968	421
1982	606	207	949	2339	3288	232
1983	1036	327	2104	3183	5287	346
1984	1081	339	2179	3301	5480	339
1985	1062	344	2183	3717	5900	441
1986	1046	348	2533	3957	6490	409
1987	1045	319	2164	3213	5377	285
1988	985	351	2710	3347	6057	448
1989	1083	348	2483	3618	6101	404
1990	943	277	2120	2943	5063	360
1991	993	286	1811	3158	4969	263
1992	934	248	1976	1943	3919	274
1993	986	239	1511	2541	4052	187
1994	990	267	1556	3236	4792	276
1995	975	288	1439	3753	5192	349
1996	1088	332	1793	3432	5225	372
1997	1002	310	1966	3316	5282	355
1998	979	271	1639	3185	4824	268

BENGALS DEFENSE YEAR-BY-YEAR

YEAR	PLAYS	FIRST DOWNS	RUSH YDS	NET PASS YDS	TOTAL YDS	PTS
1968	916	275	2097	2620	4717	329
1969	935	278	2651	2686	5337	367
1970	874	236	1543	2635	4178	255
1971	811	213	1778	2128	3906	265
1972	794	207	1815	1737	3552	229
1973	840	219	1807	1898	3705	231
1974	892	256	2152	1790	3942	259
1975	889	241	2194	1729	3923	246
1976	930	234	1912	1758	3670	210
1977	901	253	1897	2227	4124	235
1978	1036	269	2396	2236	4632	284
1979	1052	334	2219	3692	5911	421
1980	995	286	1680	3124	4804	312
1981	1055	324	1881	3408	5289	304
1982	551	170	850	2043	2893	177
1983	973	276	1499	2828	4327	302
1984	1034	322	1868	3391	5259	339
1985	1019	337	1999	3664	5663	437
1986	1051	336	2122	3152	5274	394
1987	937	286	1641	3056	4697	370
1988	1059	322	2048	3134	5182	329
1989	997	280	2162	3135	5297	285
1990	1010	308	2085	3520	5605	352
1991	980	308	1662	3990	5652	435
1992	1024	319	2007	3326	5333	364
1993	1000	306	2220	2798	5018	319
1994	1053	310	1906	3248	5154	406
1995	1127	355	2104	4245	6349	374
1996	1047	317	1643	3826	5469	369
1997	1091	351	2223	3459	5682	405
1998	992	310	2612	3151	5763	452

CINERGY FIELD FINALE

The 1999 season is the 30th and final campaign for Cinergy Field as the home of the Bengals. Formerly called Riverfront Stadium, the facility opened in 1970 and was re-named Cinergy Field in September, 1996. The Bengals played their first game in the stadium on Aug. 8, 1970, defeating Washington, 27-12.

Situated on a 48-acre site on the banks of the Ohio River, Cinergy Field has a seating capacity of 60,398 when the field is in full football configuration. Capacity for football during dual-use periods with baseball is 56,759.

The stadium has an AstroTurf-8 playing surface, installed in the early spring of 1997. This is the fourth AstroTurf surface in the stadium's history. The first surface was used from 1970-78, the second surface from 1979-87, and the third from 1988-96.

Parking facilities on the immediate site will hold 4,500 automobiles. The stadium is surrounded by three parking decks — each a 12-acre area — and the third parking deck is covered by the plaza level, where most fans enter the stadium.

There are an estimated 20,000 parking spaces within a 12-block radius of the stadium. Cinergy Field has been named in major studies as one of the nation's best for incoming and outgoing traffic flow.

The stadium has a main scoreboard 20 feet high by 180 feet long, with 24,000 lamps. In 1987, a video board was added for fans' enjoyment, and a new video board replaced the original in 1999.

The largest crowd ever at a sporting event in Cincinnati was the 60,284 who saw the Bengals and Cleveland Browns at Riverfront on Oct. 17, 1971.

The Bengals played their first two seasons, 1968 and 1969, at Nippert Stadium on the University of Cincinnati campus.

BENGALS ALL-TIME RUSHING STATISTICS

Players active with Bengals as of July 5, 1999, are listed in bold.

PLAYER	YRS	YDS	ATT	AVG	LG	TD
James Brooks, RB 1984-91	8	6447	1344	4.8	65	37
Pete Johnson, RB 1977-83	7	5421	1402	3.9	65	64
Harold Green, RB 1990-95	6	3727	968	3.9	75	8
Essex Johnson, RB 1968-75	8	3070	675	4.5	86	18
Boobie Clark, RB 1973-78	6	2978	779	3.8	26	25
Archie Griffin, RB 1976-83	8	2808	691	4.1	77	7
Charles Alexander, RB 1979-85	7	2645	748	3.5	37	13
Larry Kinnebrew, RB 1983-87	5	2582	639	4.0	52	37
Paul Robinson, RB 1968-72	5	2441	617	4.0	87	19
Corey Dillon, RB 1997-98	2	2259	495	4.6	71	14
Ken Anderson, QB 1971-86	16	2220	397	5.6	29	20
Jess Phillips, RB 1968-72	5	1860	424	4.4	83	8
Ickey Woods, RB 1988-91	4	1525	332	4.6	56	27
Derrick Fennor, RB 1992-94	3	1450	374	3.9	35	9
Lerwil Elliott, RB 1973-78	6	1395	324	4.3	32	3
Boomer Esiason, QB 1984-92, 97	10	1355	340	4.0	24	5
Stanford Jennings, RB 1984-90	7	1225	308	4.0	20	9
Jeff Blake, QB 1994-98	5	1167	222	5.3	30	8
Stanley Wilson, RB 1983-84, 86, 88	4	1118	253	4.4	58	11
Doug Dressler, RB 1970-74	5	1101	272	4.0	43	9
Garrison Hearst, RB 1996	1	847	225	3.8	24	0
Eric Bieniemy, RB 1995-98	4	803	192	4.2	33	6
Ki-Jana Carter, RB 1995-98	4	732	221	3.3	79	15
Fred Willis, RB 1971-72	2	717	177	4.1	36	7
Eric Ball, RB 1989-94	6	576	156	3.7	27	8
Stan Fritts, RB 1975-76	2	575	141	4.1	22	11
Deacon Turner, RB 1978-80	3	549	142	3.9	65	1
Craig Taylor, RB 1989-91	3	480	114	4.2	34	7
Bill Johnson, RB 1985-87	3	475	86	5.5	34	1
David Klingler, QB 1992-95	4	420	69	6.1	29	0
Steve Broussard, RB 1994	1	403	94	4.3	37	2
Charlie Davis, RB 1974-75	2	375	72	5.2	29	0
Ed Williams, RB 1974-75	2	374	93	4.0	19	5
Virgil Carter, QB 1970-73	4	345	54	6.4	73	4
Tony Davis, RB 1976-78	3	316	84	3.8	16	5
Sam Wyche, QB 1968-70	3	299	43	7.0	23	3
Turk Schonert, QB 1980-85, 87-89	9	276	62	4.5	17	3
Brandon Bennett, RB 1998	1	243	77	3.2	17	2
Marc Logan, RB 1987-88	2	213	39	5.5	51	1
Jack Thompson, QB 1979-82	4	200	39	5.1	21	6
Jeff Cottrhan, RB 1994-96	3	191	57	3.4	15	1
Don Hollas, QB 1991-94	4	175	32	5.6	27	0
Eddie Brown, WR 1985-91	7	164	25	6.6	35	0
Greg Cook, QB 1969-74	6	148	25	5.9	30	1
Tom Smiley, RB 1968	1	146	63	2.3	11	1
Darnay Scott, WR 1994-98	5	137	21	6.5	23	0
Warren McVea, WR 1968	1	133	9	14.8	80	1
Estes Banks, RB 1968	1	131	34	3.9	20	0
Clem Turner, RB 1969	1	105	23	4.6	34	0
Ron Lamb, RB 1968-71	4	100	33	3.0	17	0
Brian Milne, RB 1996-98	3	95	31	3.1	10	4
David McCluskey, RB 1987	1	94	29	3.2	12	1
Jeff Hayes, P 1986	1	92	3	30.7	61	1
Mike Dingle, RB 1991-92	2	91	21	4.3	21	0
Rodney Tate, RB 1982-83	2	79	27	2.9	13	0
Ostell Miles, RB 1992-93	2	78	30	2.6	15	1
Isaac Curtis, WR 1973-84	12	76	25	3.0	20	0
Dana Wright, RB 1987	1	74	24	3.1	10	0
Dave Walter, QB 1987	1	70	16	4.4	16	0
Erik Wilhelm, QB 1989-91, 93-97	8	69	19	3.6	18	0
Jim Hargrove, RB 1981	1	66	16	4.1	27	1
John Reaves, QB 1975-78	4	63	17	3.7	20	2
Dan Rice, RB 1987	1	59	18	3.3	8	0
David Verser, WR 1981-84	4	48	7	6.9	29	0
Jay Schroeder, QB 1993	1	41	10	4.1	20	0
Don Bass, TE-WR 1978-81	4	40	6	6.7	14	0

TEAM HISTORY

(Bengals All-Time Rushing Statistics — cont'd)

PLAYER	YRS	YDS	ATT	AVG	LG	TD
James Joseph, RB 1995	1	40	16	2.5	8	0
Joe Wilson, RB 1973	1	39	10	3.9	11	0
Champ Henson, RB 1975	1	38	11	3.5	8	0
Tom Dinkel, LB 1978-83, 85	7	34	3	11.3	20	0
Neil O'Donnell, QB 1998	1	34	13	2.6	10	0
Dale Livingston, P-K 1968-69	2	29	2	14.5	18	0
Eric Crabtree, WR 1969-71	3	24	4	6.0	16	0
Mike Martin, WR 1983-89	7	24	3	8.0	15	0
Steve Kreider, WR 1979-86	8	23	4	5.8	21	0
Charlie Joiner, WR 1972-75	4	22	5	4.4	8	0
Dave Lewis, QB-P 1970-73	4	22	12	1.8	15	0
Speedy Thomas, WR 1969-72	4	22	8	2.8	16	1
Saint Saffold, WR 1968	1	21	1	21.0	21	0
Tommy Casanova, S 1972-77	6	20	1	20.0	20	0
John Holifield, RB 1989	1	20	11	1.8	11	0
Greg Meehan, WR 1987	1	19	4	4.8	17	0
Adrian Breen, QB 1987	1	18	6	3.0	9	0
Tim McGee, WR 1986-92, 94	9	18	8	2.3	25	0
Ben Bennett, QB 1987	1	17	2	8.5	9	0
Dewey Warren, QB 1968	1	17	4	4.3	12	0
Jeff Query, WR 1992-95	4	14	3	4.7	8	0
Reece Morrison, RB 1972-73	2	13	4	3.3	8	0
Cleotha Montgomery, RB 1980	1	12	1	12.0	12	0
John Farley, RB 1984	1	11	7	1.6	5	0
Lynn James, WR 1990-91	2	11	1	11.0	11	0
Rex Keeling, P 1968	1	10	1	10.0	10	0
Damon Gibson, WR 1998	1	9	1	9.0	9	0
Willie Shelby, RB 1976-77	2	9	5	1.8	3	0
Wayne Clark, QB 1974	1	8	1	8.0	8	1
Steve Conley, RB 1972	1	8	3	2.7	5	0
Sandy Durko, S 1970-72	3	7	1	7.0	7	0
Mike Levenseller, WR 1979-80	2	6	1	6.0	6	0
Carl Pickens, WR 1992-98	7	6	6	1.0	6	0
Patrick Robinson, WR 1993	1	6	1	6.0	6	0
Ryan Benjamin, RB 1993	1	5	3	1.7	2	0
Bobby Hunt, S 1968-69	2	5	1	5.0	5	1
Mike Norseth, QB 1987-88	2	5	1	5.0	5	0
Michael Blair, RB 1998	1	4	1	4.0	4	0
Glenn Bujnoch, G 1976-82	7	4	1	4.0	4	1
Doug Gaynor, QB 1986	1	4	1	4.0	4	0
Ted Washington, RB 1968	1	4	1	4.0	4	0
John McDaniel, WR 1974-77	4	3	2	1.5	5	0
Nathan Poole, RB 1979-80	2	3	6	0.5	7	0
Rod Sherman, WR 1968	1	3	1	3.0	3	0
Paul Justin, QB 1998	1	2	1	2.0	2	0
Jason Burns, RB 1995	1	1	1	1.0	1	0
Bruce Coslet, TE 1969-76	8	1	1	1.0	1	0
John Stofa, QB 1968-69	2	1	10	0.1	13	0
Marvin Cobb, S 1975-79	5	0	1	0.0	0	0
Brad Costello, P 1998	1	0	1	0.0	0	0
Rob Hertel, QB 1978	1	0	1	0.0	0	0
Jim Corbett, TE 1977-80	4	-1	1	-1.0	-1	0
Scottie Graham, RB 1997	1	-1	1	-1.0	-1	0
Eric Kresser, QB 1997-98	2	-1	1	-1.0	-1	0
Dennis Law, WR 1978	1	-1	1	-1.0	-1	0
Bob Trumpy, TE-WR 1968-77	10	-1	1	-1.0	-1	0
Jeff Christensen, QB 1983	1	-2	1	-2.0	-2	0
Ira Hillary, WR 1987-89	3	-2	1	-2.0	-2	0
Jeff Hill, WR 1994-96	3	-3	1	-3.0	-3	0
M.L. Harris, TE 1980-85	6	-5	4	-1.3	0	0
Pat McNally, P-WR 1976-85	10	-7	5	-1.4	18	0
Mike Barber, WR 1990-91	2	-13	1	-13.0	-13	0
David Dunn, WR 1995-98	4	-13	1	-13.0	-13	0
Cris Collinsworth, WR 1981-88	8	-15	7	-2.1	7	0
Billy Brooks, WR 1976-79	4	-17	3	-5.7	4	0
Lee Johnson, P 1988-98	11	-25	4	-6.3	0	0

BENGALS ALL-TIME RECEPTION STATISTICS

Players active with Bengals as of July 5, 1999, are listed in bold.

PLAYER	YRS	NO	YDS	AVG	LG	TD
Carl Pickens, WR 1992-98	7	473	6150	13.0	70	57
Cris Collinsworth, WR 1981-88	8	417	6698	16.1	74	36
Isaac Curtis, WR 1973-84	12	416	7101	17.1	85	53
Eddie Brown, WR 1985-91	7	363	6134	16.9	86	41
Rodney Holman, TE 1982-92	11	318	4329	13.6	73	34
Bob Trumpy, TE-WR 1968-77	10	298	4600	15.4	80	35
James Brooks, RB 1984-91	8	297	3012	10.1	57	27
Tim McGee, WR 1986-92, 94	9	282	4703	16.7	78	25
Dan Ross, TE 1979-83, 85	6	263	3204	12.2	41	16
Darnay Scott, WR 1994-98	5	261	4134	15.8	88	27
Tony McGee, TE 1993-98	6	233	2994	12.8	54	16
Chip Myers, WR 1969-76	8	218	3079	14.1	63	12
Archie Griffin, RB 1976-83	8	192	1607	8.4	52	6
Pete Johnson, RB 1977-83	7	173	1327	7.7	34	6
Charles Alexander, RB 1979-85	7	165	1130	6.8	65	2
Boobie Clark, RB 1973-78	6	151	1139	7.5	39	2
Steve Kreider, WR 1979-86	8	150	2119	14.1	56	9
Harold Green, RB 1990-95	6	145	1004	6.9	34	3
Eric Bientiemy, RB 1995-98	4	133	1098	8.3	42	0
Essex Johnson, RB 1968-75	8	121	1541	12.7	78	11
Don Bass, TE-WR 1978-81	4	117	1580	13.5	55	13
Stanford Jennings, RB 1984-90	7	107	1027	9.6	43	9
Lenvil Elliott, RB 1973-78	6	102	921	9.0	33	9
M.L. Harris, TE 1980-85	6	99	1369	13.8	80	10
Billy Brooks, WR 1976-79	4	93	1683	18.1	94	7
Speedy Thomas, WR 1969-72	4	93	1236	13.3	90	8
Derrick Fenner, RB 1992-94	3	91	744	8.2	40	2
Doug Dressler, RB 1970-74	5	87	689	7.9	33	1
Charlie Joiner, WR 1972-75	4	82	1463	17.8	65	6
Jeff Query, WR 1992-95	4	77	963	12.5	83	7
David Dunn, WR 1995-98	4	76	1132	14.9	40	4
Jess Phillips, RB 1968-72	5	76	427	5.6	31	2
Eric Crabtree, WR 1969-71	3	73	1188	16.3	73	11
Paul Robinson, RB 1968-72	5	69	454	6.6	68	2
Mike Martin, WR 1983-89	7	67	1017	15.2	54	6
Eric Kattus, TE 1986-91	6	66	698	10.6	57	5
Larry Kinnebrew, RB 1983-87	5	65	600	9.2	31	3
Bruce Coslet, TE 1969-76	8	61	878	14.4	71	9
Pat McNally, WR 1976-85	10	57	808	14.2	59	5
Corey Dillon, RB 1997-98	2	55	437	7.9	41	1
Brian Milne, RB 1996-98	3	52	291	5.6	20	0
Ki-Jana Carter, RB 1995-98	4	49	351	7.2	35	1
Ickey Woods, RB 1988-91	4	47	397	8.4	25	0
Mike Barber, WR 1990-91	2	37	451	12.2	42	2
Jim Riggs, TE 1987-92	6	37	274	7.4	17	0
Reggie Rember, WR 1991-93	3	36	437	12.1	27	1
Craig Thompson, TE 1992-93	2	36	281	7.8	32	3
Steve Broussard, RB 1994	1	34	218	6.4	25	0
Fred Willis, RB 1971-72	2	33	269	8.2	29	0
Rod Sherman, WR 1968	1	31	374	12.1	27	1
Marco Battaglia, TE 1996-98	3	30	275	9.2	34	2
Craig Taylor, RB 1989-91	3	28	188	6.7	20	3
James Hundon, WR 1996-98	3	27	411	15.2	61	4
Ira Hillary, WR 1987-89	3	27	303	11.2	31	2
Stanley Wilson, RB 1983-84, 86, 88	4	27	277	10.3	34	2
John McDaniel, WR 1974-77	4	26	459	17.7	60	1
Jim Corbett, TE 1977-80	4	25	376	15.0	51	1
Deacon Turner, RB 1978-80	3	25	141	5.6	15	1
David Verser, WR 1981-84	4	23	454	19.7	73	3
Ed Williams, RB 1974-75	2	23	194	8.4	20	2
Eric Ball, RB 1989-94	6	22	216	9.8	48	3
Warren McVea, WR 1968	1	21	264	12.6	55	2
James Joseph, RB 1995	1	20	118	5.9	13	0
Damon Gibson, WR 1998	1	19	258	13.6	76	3
Charlie Davis, RB 1974-75	2	19	171	9.0	32	0

TEAM HISTORY

(Bengals All-Time Reception Statistics — cont'd)

PLAYER	YRS	NO	YDS	AVG	LG	TD
Jeff Cothran, RB 1994-96	3	19	117	6.2	15	1
Troy Sadowski, TE 1994-96	3	19	106	5.6	12	0
Tom Smiley, RB 1968	1	19	86	4.5	17	0
Rodney Tate, RB 1982-83	2	18	142	7.9	25	0
Kendal Smith, WR 1989-90	2	17	185	10.9	41	1
Saint Saffold, WR 1968	1	16	172	10.8	25	0
Brian Brennan, WR 1992	1	16	166	10.4	21	1
Bill Johnson, RB 1985-87	3	16	122	7.6	17	0
Stan Fritts, RB 1975-76	2	15	138	9.2	19	2
Tony Davis, RB 1976-78	3	15	135	9.0	28	0
Rick Walker, TE 1977-79	3	14	153	10.9	28	3
Garrison Hearst, RB 1996	1	12	131	10.9	40	1
Lynn James, WR 1990-91	2	10	139	13.9	22	1
Brandon Bennett, RB 1998	1	8	153	19.1	55	0
Patrick Robinson, WR 1993	1	8	72	9.0	14	0
Willie Jackson, WR 1998	1	7	165	23.6	47	0
Anthony Munoz, T 1980-92	13	7	18	2.6	12	4
Ostell Miles, RB 1992-93	2	6	89	14.8	27	0
Wesley Carroll, WR 1993	1	6	81	13.5	28	0
Stepfret Williams, WR 1998	1	6	81	13.5	19	1
David Frisch, TE 1993-94	2	6	43	7.2	12	0
Dennis Law, WR 1978	1	5	81	16.2	20	0
Marc Logan, RB 1987-88	2	5	34	6.8	18	0
Mike Dingle, RB 1991-92	2	5	23	4.6	12	1
Clem Turner, RB 1969	1	5	14	2.8	8	0
Ron Lamb, RB 1968-71	4	4	77	19.3	60	0
Gunnard Twyner, WR 1997	1	4	45	11.3	16	0
Jeff Hill, WR 1994-96	3	4	44	11.0	18	0
Milt Stegall, WR 1992-94	3	4	43	10.8	13	1
Steve Bush, TE-FB 1997-98	2	4	39	9.8	18	0
Dana Wright, RB 1987	1	4	28	7.0	11	0
Jeff Thomason, TE 1992-93	2	4	22	5.5	10	0
Estes Banks, RB 1968	1	4	15	3.8	13	1
Shane Garrett, WR 1991-92	2	3	32	10.7	13	0
Greg Meehan, WR 1987	1	3	25	8.3	12	0
Nathan Poole, RB 1979-80	2	3	-14	-4.7	3	0
Marquis Pleasant, WR 1987	1	2	45	22.5	35	0
Derek Ware, TE 1995	1	2	36	18.0	21	0
Jack Novak, TE 1975	1	2	34	17.0	19	0
Mike Levenseller, WR 1979-80	2	2	30	15.0	22	0
John Garrett, WR 1989	1	2	29	14.5	18	0
Tim George, WR 1973	1	2	28	14.0	19	0
Wade Russell, TE 1987	1	2	27	13.5	23	1
John Holifield, RB 1989	1	2	18	9.0	14	0
Ed Marshall, WR 1971	1	2	18	9.0	10	0
Andre White, TE 1968	1	2	18	9.0	11	0
Don Kern, TE 1984-85	2	2	14	7.0	9	0
Melvin Tuten, T 1995-96	2	2	12	6.0	9	1
John Farley, RB 1984	1	2	11	5.5	10	0
Carl Parker, WR 1988-89	2	1	45	45.0	45	0
Tommie Smith, WR 1969	1	1	41	41.0	41	0
Bernard Jackson, DB 1972-76	5	1	22	22.0	22	0
Ryan Benjamin, RB 1993	1	1	16	16.0	16	0
Bill Peterson, LB 1968-72	5	1	10	10.0	10	0
Al Chandler, TE, 1973-74	2	1	9	9.0	9	0
Mike Kelly, TE 1970-72	3	1	9	9.0	9	0
David McCluskey, RB 1987	1	1	8	8.0	8	0
Michael Blair, RB 1998	1	1	7	7.0	7	0
Drew Buie, WR 1972	1	5	5.0	5.0	5	0
Sam Wyche, QB 1968-70	3	1	5	5.0	5	0
Brian Blados, G-T 1984-91	8	1	4	4.0	4	0
Reece Morrison, RB 1972-73	2	1	4	4.0	4	0
Willie Shelby, RB 1976-77	2	1	3	3.0	3	0
Scottie Graham, RB 1997	1	1	1	1.0	1	0
Jim Hargrove, RB 1981	1	1	0	0.0	0	0
Champ Henson, RB 1975	1	1	-2	-2.0	-2	0
David Klingler, QB 1992-95	4	1	-6	-6.0	-6	0

BENGALS ALL-TIME PASSING STATISTICS

Players active with Bengals as of July 5, 1999, are listed in bold.

— 350 OR MORE ATTEMPTS —

PLAYER	YRS	ATT	COM	PCT	YDS	TD	INT	RAT
Boomer Esiason, QB 1984-92, 97	10	3564	2015	56.5	27,149	187	131	83.1
Ken Anderson, QB 1971-86	16	4475	2654	59.3	32,838	197	160	81.9
Jeff Blake, QB 1994-98	5	1832	1025	55.9	12,464	77	50	79.7
Turk Schonert, QB 1980-85, 87-89	9	350	216	61.7	2756	7	12	78.7
Virgil Carter, QB 1970-73	4	582	328	56.4	3850	22	20	74.9
David Klingler, QB 1992-95	4	687	375	54.6	3880	16	21	66.1
Jack Thompson, QB 1979-82	4	370	175	47.3	2072	13	19	55.1

— 50-349 ATTEMPTS —

PLAYER	YRS	ATT	COM	PCT	YDS	TD	INT	RAT
Neil O'Donnell, QB 1998	1	343	212	61.8	2216	15	4	90.2
Greg Cook, QB 1969-74	6	200	107	53.5	1865	15	11	87.6
Sam Wyche, QB 1968-70	3	220	115	52.3	1743	12	8	81.7
Erik Wilhelm, QB 1989-91, 93-97	8	136	77	56.6	912	5	6	71.1
Jay Schroeder, QB 1993	1	159	78	49.1	832	5	2	70.0
Don Hollas, QB 1991-94	4	115	67	58.3	645	3	5	64.6
John Stola, QB 1968-69	2	177	85	48.0	896	5	5	60.8
Paul Justin, QB 1998	1	63	34	54.0	426	1	3	60.7
Dewey Warren, QB 1968	1	80	47	58.8	506	1	4	60.7
John Reaves, QB 1975-78	4	276	131	47.5	1546	7	17	47.8

— FEWER THAN 50 ATTEMPTS —

PLAYER	YRS	ATT	COM	PCT	YDS	TD	INT	RAT
Archie Griffin, RB 1976-83	8	4	3	75.0	39	2	0	144.8
Lee Johnson, P-K 1988-98	11	5	4	80.0	19	2	0	122.1
Lervil Elliott, RB 1973-78	6	1	1	100.0	17	0	0	118.8
Jack Gehrke, WR 1969	1	1	1	100.0	13	0	0	118.8
Darnay Scott, WR 1994-98	5	1	1	100.0	53	0	0	118.8
Jim Breech, K 1980-92	13	1	1	100.0	12	0	0	116.7
Pat McNally, WR-P 1976-85	10	4	3	75.0	81	0	0	116.7
Doug Gaynor, QB 1986	1	3	3	100.0	30	0	0	108.3
James Brooks, RB 1984-91	8	2	1	50.0	8	1	0	100.0
Dale Livingston, P-K 1968-69	2	2	2	100.0	15	0	0	97.9
Fred Willis, RB 1971-72	2	3	2	66.7	24	0	0	91.0
Adrian Breen, QB 1987	1	8	3	37.5	9	1	0	85.4
Stan Fritts, RB 1975-76	2	4	2	50.0	31	0	0	76.0
Carl Pickens, WR 1992-98	7	2	1	50.0	12	0	0	68.8
Dave Walter, QB 1987	1	21	10	47.6	113	0	0	64.2
Dave Green, P 1974-75	2	3	1	33.3	22	0	0	60.4
Dave Lewis, QB-P 1970-73	4	14	6	42.9	57	0	0	54.8
Eric Kresser, QB 1997-98	2	21	10	47.6	164	1	2	50.6
Eri Bieniemy, RB 1995-98	4	2	0	0.0	0	0	0	39.6
Steve Broussard, RB 1994	1	1	0	0.0	0	0	0	39.6
Ki-Jana Carter, RB 1995-98	4	1	0	0.0	0	0	0	39.6
Marvin Cobb, S 1975-79	5	1	0	0.0	0	0	0	39.6
David Dunn, WR 1995-98	4	1	0	0.0	0	0	0	39.6
Rob Hertel, QB 1978	1	4	1	25.0	9	0	0	39.6
Lynn James, WR 1990-91	2	1	0	0.0	0	0	0	39.6
Rex Keelling, P 1968	1	1	0	0.0	0	0	0	39.6
Steve Kreider, WR 1979-86	8	7	2	28.6	14	0	0	39.6
Doug Pelfrey, K 1993-98	6	1	0	0.0	0	0	0	39.6
Wayne Clark, QB 1974	1	22	9	40.9	98	0	3	15.2
Ben Bennett, QB 1987	1	6	2	33.3	25	0	1	7.6
Cris Collinsworth, WR 1981-88	8	1	0	0.0	0	0	1	0.0
Todd Philcox, QB 1990	1	2	0	0.0	0	0	1	0.0
*Corey Dillon, RB 1997-98	2	0	0	—	0	0	0	—
*Ira Hilary, WR 1987-89	3	0	0	—	0	0	0	—
*Eddie Brown, WR 1985-91	7	0	0	—	0	0	0	—

**—Sacked on his only pass attempt

BENGALS ALL-TIME SCORING

Players active with Bengals as of July 5, 1999, are listed in bold.

PLAYER	YRS	TD RUSH	TD RECV	TD RET	PAT	2-PT CONV.	FG	SAF	PTS
Jim Breech, K 1980-92	13	0	0	0	476	0	225	0	1151
Doug Pelfrey, K 1993-98	6	0	0	0	174	0	135	0	579
Horst Muhlmann, K 1969-74	6	0	0	0	189	0	120	0	549
Pete Johnson, RB 1977-83	7	64	6	0	-	0	-	0	420
James Brooks, RB 1984-91	8	37	27	0	-	0	-	0	384
Carl Pickens, WR 1992-98	7	0	57	1	-	2	-	0	352
Isaac Curtis, WR 1973-84	12	0	53	0	-	0	-	0	318
Chris Bahr, K 1976-79	4	0	0	0	130	0	62	0	316
Eddie Brown, WR 1985-91	7	0	41	0	-	0	-	0	246
Larry Kinnebrew, RB 1983-87	5	37	3	0	-	0	-	0	240
Cris Collinsworth, WR 1981-88	8	0	36	0	-	0	-	0	216
Bob Trumpy, TE-WR 1968-77	10	0	35	0	-	0	-	0	210
Rodney Holman, TE 1982-92	11	0	34	0	-	0	-	0	204
Essex Johnson, RB 1968-75	8	18	11	0	-	0	-	0	174
Boobie Clark, RB 1973-78	6	25	2	0	-	0	-	0	162
Darnay Scott, WR 1994-98	5	0	27	0	-	0	-	0	162
Ickey Woods, RB 1988-91	4	27	0	0	-	0	-	0	162
Tim McGee, WR-KR 1986-92, 94	9	0	25	0	-	0	-	0	150
Paul Robinson, RB 1968-72	5	19	2	0	-	0	-	0	126
Ken Anderson, QB 1971-86	16	20	0	0	-	0	-	0	120
Stanford Jennings, RB-KR 1984-90	7	9	9	1	-	0	-	0	114
Tony McGee, TE 1993-98	6	0	16	0	-	1	-	0	98
Ki-Jana Carter, RB 1995-98	4	15	1	0	-	0	-	0	96
Dan Ross, TE 1979-83, 85	6	0	16	0	-	0	-	0	96
Charles Alexander, RB 1979-85	7	13	2	0	-	0	-	0	90
Corey Dillon, RB 1997-98	2	14	1	0	-	0	-	0	90
Don Bass, TE-WR 1978-81	4	0	13	1	-	0	-	0	84
Stan Fritts, RB 1975-76	2	11	2	0	-	0	-	0	78
Archie Griffin, RB 1976-83	8	7	6	0	-	0	-	0	78
Lemar Parrish, CB-KR 1970-77	8	0	0	13	-	0	-	0	78
Stanley Wilson, RB 1983-84, 86, 88	4	11	2	0	-	0	-	0	78
Lervil Elliott, RB 1973-78	6	3	9	0	-	0	-	0	72
Chip Myers, WR 1969-76	8	0	12	0	-	0	-	0	72
Dave Green, P-K 1974-75	2	0	0	0	40	0	10	0	70
Eric Ball, RB-KR 1989-94	6	8	3	0	-	0	-	0	66
Eric Crabtree, WR 1969-71	3	0	11	0	-	0	-	0	66
Derrick Fenner, RB 1992-94	3	9	2	0	-	0	-	0	66
Harold Green, RB 1990-95	6	8	3	0	-	0	-	0	66
Doug Dressler, RB 1970-74	5	9	1	0	-	0	-	0	60
M.L. Harris, TE 1980-85	6	0	10	0	-	0	-	0	60
Jess Phillips, RB-DB 1968-72	5	8	2	0	-	0	-	0	60
Craig Taylor, RB-KR 1989-91	3	7	3	0	-	0	-	0	60
Dale Livingston, P-K 1968-69	2	0	0	0	20	0	13	0	59
Steve Kreider, WR 1979-86	8	0	9	0	2	0	-	0	56
Bruce Coslet, TE 1969-76	8	0	9	0	-	0	-	0	54
Speedy Thomas, WR 1969-72	4	1	8	0	-	0	-	0	54
Jeff Blake, QB 1994-98	5	8	0	0	-	2	-	0	52
Ian Sunter, K 1980	1	0	0	0	15	0	11	0	48
Eric Bieniemy, RB 1995-98	4	6	0	1	-	0	-	0	42
Bitly Brooks, WR 1976-79	4	0	7	0	-	0	-	0	42
Jeff Query, WR 1992-95	4	0	7	0	-	0	-	0	42
Ed Williams, RB 1974-75	2	5	2	0	-	0	-	0	42
Fred Willis, RB 1971-72	2	7	0	0	-	0	-	0	42
Charlie Joiner, WR 1972-75	4	0	6	0	-	0	-	0	36
Mike Martin, WR-KR 1983-89	7	0	6	0	-	0	-	0	36
Jack Thompson, QB 1979-82	4	6	0	0	-	0	-	0	36
Tony Davis, RB-KR 1976-78	3	5	0	0	-	0	-	0	30
David Dunn, WR-KR 1995-98	4	0	4	1	-	0	-	0	30
Boomer Esiason, QB 1984-92, 97	10	5	0	0	-	0	-	0	30
Eric Kattus, TE 1986-91	6	0	5	0	-	0	-	0	30
Pat McNally, P-WR 1976-85	10	0	5	0	-	0	-	0	30
Ken Riley, CB 1969-83	15	0	0	5	-	0	-	0	30
Virgil Carter, QB 1970-73	4	4	0	0	1	0	-	0	25
Tommy Casanova, S-KR 1972-77	6	0	0	4	-	0	-	0	24

PLAYER	YRS	TD RUSH	TD REC	TD RET	KICK PAT	2-PT CONV.	FG	SAF	PTS
Damon Gibson, WR-KR 1998	1	0	3	1	-	0	-	0	24
James Hundon, WR-KR 1996-98	3	0	4	0	-	0	-	0	24
Brian Milne, RB 1996-98	3	4	0	0	-	0	-	0	24
Anthony Munoz, T 1980-92	13	0	4	0	-	0	-	0	24
Reggie Williams, LB 1976-89	14	0	0	3	-	0	-	2	22
James Francis, LB 1990-98	9	0	0	3	-	0	-	1	20
Jim Gallery, K 1989	1	0	0	0	13	-	2	0	19
Al Beauchamp, LB 1968-75	8	0	0	3	-	0	-	0	18
James Griffin, S 1983-85	3	0	0	3	-	0	-	0	18
Ray Griffin, CB 1978-84	7	0	0	3	-	0	-	0	18
Warren McVea, WR-KR 1968	1	1	2	0	-	0	-	0	18
Scott Perry, CB 1976-79	4	0	0	3	-	0	-	0	18
Turk Schonert, QB 1980-85, 87-89	9	3	0	0	-	0	-	0	18
Craig Thompson, TE 1992-93	2	0	3	0	-	0	-	0	18
David Verser, WR-KR 1981-84	4	0	3	0	-	0	-	0	18
Rick Walker, TE 1977-79	3	0	3	0	-	0	-	0	18
Sam Wyche, QB 1968-70	3	3	0	0	-	0	-	0	18
Steve Broussard, RB 1994	1	2	0	0	-	1	-	0	14
David Fulcher, S 1986-92	7	0	0	2	-	0	-	1	14
Mike Barber, WR 1990-91	2	0	2	0	-	0	-	0	12
Marco Battaglia, TE 1996-98	3	0	2	0	-	0	-	0	12
Brandon Bennett, RB 1998	1	2	0	0	-	0	-	0	12
Royce Berry, DE 1969-75	7	0	0	2	-	0	-	0	12
Louis Breeden, CB 1978-87	10	0	0	2	-	0	-	0	12
Barney Bussey, S 1986-92	7	0	0	2	-	0	-	0	12
Jeff Cothran, RB 1994-96	3	1	1	0	-	0	-	0	12
Ira Hillary, WR-KR 1987-89	3	0	2	0	-	0	-	0	12
Ray Horton, CB 1983-88	6	0	0	2	-	0	-	0	12
Robert Jackson, S 1981-87, 89	8	0	0	2	-	0	-	0	12
Mitchell Price, PR 1990-93	4	0	0	2	-	0	-	0	12
John Reaves, QB 1975-78	4	2	0	0	-	0	-	0	12
Corey Sawyer, CB-KR 1994-98	5	0	0	2	-	0	-	0	12
Willie Shelby, KR-RB 1976-77	2	0	0	2	-	0	-	0	12
Deacon Turner, RB 1978-80	3	1	1	0	-	0	-	0	12
Rod Sherman, WR-K 1968	1	0	1	0	4	-	0	0	10
Harry Gunner, DE 1968-69	2	0	0	1	-	0	-	1	8
Garrison Hearst, RB 1996	1	0	1	0	-	1	-	0	8
Leon White, LB 1986-91	6	0	0	1	-	0	-	1	8
Darryl Williams, S 1992-95	4	0	0	1	-	0	-	1	8
Ashley Ambrose, CB 1996-98	3	0	0	1	-	0	-	0	6
Estes Banks, RB 1968	1	0	1	0	-	0	-	0	6
Leo Barker, LB 1984-91	8	0	0	1	-	0	-	0	6
Ray Bentley, LB 1992	1	0	0	1	-	0	-	0	6
Lewis Billups, CB 1986-91	6	0	0	1	-	0	-	0	6
Brian Brennan, WR 1992	1	0	1	0	-	0	-	0	6
Mike Brim, CB 1993-95	3	0	0	1	-	0	-	0	6
Glenn Bujnoch, G 1976-82	7	1	0	0	-	0	-	0	6
Wayne Clark, QB 1974	1	1	0	0	-	0	-	0	6
Marvin Cobb, S 1975-79	5	0	0	1	-	0	-	0	6
Greg Cook, QB 1969-74	6	1	0	0	-	0	-	0	6
John Copeland, DE 1993-98	6	0	0	1	-	0	-	0	6
Jim Corbett, TE 1977-80	4	0	1	0	-	0	-	0	6
Neal Craig, S 1971-73	3	0	0	1	-	0	-	0	6
Mike Dingle, RB 1991-92	2	0	1	0	-	0	-	0	6
Eddie Edwards, DE 1977-88	12	0	0	1	-	0	-	0	6
Jim Griffin, DE 1968	1	0	0	1	-	0	-	0	6
Jim Hargrove, RB 1981	1	1	0	0	-	0	-	0	6
Bo Harris, LB 1975-82	8	0	0	1	-	0	-	0	6
Jeff Hayes, P 1986	1	1	0	0	-	0	-	0	6
Bobby Hunt, S 1968-69	2	1	0	0	-	0	-	0	6
Lynn James, WR 1990-91	2	0	1	0	-	0	-	0	6
Dick Jauron, S 1978-81	4	0	0	1	-	0	-	0	6
Bill Johnson, RB 1985-87	3	1	0	0	-	0	-	0	6
Lee Johnson, P-K 1988-98	11	0	0	0	0	0	2	0	6
Roger Jones, CB 1994-96	3	0	0	1	-	0	-	0	6
Charlie King, CB 1968-69	2	0	0	1	-	0	-	0	6
Howie Kurnick, LB 1979-80	2	0	0	1	-	0	-	0	6
Jim LeClair, LB 1972-83	12	0	0	1	-	0	-	0	6
Marc Logan, RB 1987-88	2	1	0	0	-	0	-	0	6

(Bengals All-Time Scoring — cont'd)

PLAYER	YRS	TD RUSH	TD RECV	TD RET	KICK PAT	2-PT CONV.	FG	SAF	PTS
Tremain Mack, S-KR 1997-98	2	0	0	1	-	0	-	0	6
Bob Maddox, DE 1974	1	0	0	1	-	0	-	0	6
Massimo Manca, K 1987	1	0	0	0	3	0	1	0	6
David McCluskey, RB 1987	1	1	0	0	-	0	-	0	6
John McDaniel, WR 1974-77	4	0	1	0	-	0	-	0	6
Ostell Miles, RB 1992-93	2	1	0	0	-	0	-	0	6
Melvin Morgan, CB 1976-78	3	0	0	1	-	0	-	0	6
Reggie Rembert, WR 1991-93	3	0	1	0	-	0	-	0	6
Wade Russell, TE 1987	1	0	1	0	-	0	-	0	6
Mike St. Clair, DE 1980-82	3	0	0	1	-	0	-	0	6
Sam Shade, S 1995-98	4	0	0	1	-	0	-	0	6
John Simmons, CB-KR 1981-86	6	0	0	1	-	0	-	0	6
Tom Smiley, RB 1968	1	1	0	0	-	0	-	0	6
Kendal Smith, WR-KR 1989-90	2	0	1	0	-	0	-	0	6
Jimmy Spencer, CB 1996-97	2	0	0	1	-	0	-	0	6
Milt Stegall, WR-KR 1992-94	3	0	1	0	-	0	-	0	6
Eric Thomas, CB 1987-92	6	0	0	1	-	0	-	0	6
Melvin Tuten, T 1995-96	2	0	1	0	-	0	-	0	6
Fernandus Vinson, S 1991-94	4	0	0	1	-	0	-	0	6
Stepfret Williams, WR 1998	1	0	1	0	-	0	-	0	6
Alfred Williams, DE 1991-94	4	0	0	0	-	0	-	2	4
Ross Browner, DE 1978-86	9	0	0	0	1	0	-	1	3
Coy Bacon, DE 1976-77	2	0	0	0	-	0	-	1	2
Gary Burley, DE 1976-83	8	0	0	0	-	0	-	1	2
Ron Carpenter, DT-DE 1970-76	7	0	0	0	-	0	-	1	2
Alex Gordon, LB 1991-93	3	0	0	0	-	0	-	1	2
Paul Justin, QB 1998	1	0	0	0	-	1	-	0	2
Scott Schutt, LB 1987	1	0	0	0	-	0	-	1	2
Sherman White, DE 1972-75	4	0	0	0	-	0	-	1	2
Sandro Vitiello, K 1980	1	0	0	0	1	0	0	0	1

BENGALS PLAYOFF RESULTS

(Won 5, Lost 7)

1970 Season (0-1)

Date	Opponent	Score	W-L	Playoff Game
December 26	@Baltimore	0-17	L	AFC Divisional Playoff

1973 Season (0-1)

Date	Opponent	Score	W-L	Playoff Game
December 23	@Miami	16-34	L	AFC Divisional Playoff

1975 Season (0-1)

Date	Opponent	Score	W-L	Playoff Game
December 28	@Oakland	28-31	L	AFC Divisional Playoff

1981 Season (2-1)

Date	Opponent	Score	W-L	Playoff Game
January 3, 1982	Buffalo	28-21	W	AFC Divisional Playoff
January 10, 1982	San Diego	27-7	W	AFC Championship
January 24, 1982	San Francisco	21-26	L	Super Bowl XVI at Pontiac, Mich.

1982 Season (0-1)

Date	Opponent	Score	W-L	Playoff Game
January 9, 1983	New York Jets	17-44	L	AFC First-Round Playoff

1988 Season (2-1)

Date	Opponent	Score	W-L	Playoff Game
December 31	Seattle	21-13	W	AFC Divisional Playoff
January 8, 1989	Buffalo	21-10	W	AFC Championship
January 22, 1989	San Francisco	16-20	L	Super Bowl XXIII at Miami, Fla.

1990 Season (1-1)

Date	Opponent	Score	W-L	Playoff Game
January 6, 1991	Houston	41-14	W	AFC Wild Card Playoff
January 13, 1991	@L.A. Raiders	10-20	L	AFC Divisional Playoff

BENGALS ALL-TIME INTERCEPTION STATISTICS

Players active with Bengals as of July 5, 1999, are listed in bold.

PLAYER	YRS	INT	TD	PLAYER	YRS	INT	TD
Ken Riley, CB 1969-83	15	65	5	Jess Phillips, FS 1968	5	3	0
Louis Breenen CB, 1978-87	10	33	2	Carl Zander, LB 1985-91	7	3	0
David Fulcher, SS 1986-92	7	31	2	Ken Avery, LB 1969-74	6	2	0
Lemar Parrish, CB 1970-77	8	25	4	Mike Fuller, FS 1981-82	2	2	0
Tommy Casanova, FS 1972-77	6	17	2	Harry Gunner, DE 1968-69	2	2	1
Reggie Williams, LB 1976-89	14	16	1	Roger Jones, CB 1994-96	3	2	1
Al Beauchamp, LB 1968-75	8	15	2	Joe Kelly, LB 1986-89	4	2	0
Robert Jackson, FS 1981-87, 89	8	15	2	Alonzo Miltz, DE 1991-92	2	2	0
Eric Thomas, CB 1987-92	6	15	1	Melvin Morgan, CB 1976-78	3	2	0
Ray Horton, CB 1983-88	6	14	2	Mitchell Price, CB 1990-93	4	2	0
Ashley Ambrose, CB 1996-98	3	13	1	John Simmons, CB 1981-86	6	2	1
Marvin Cobb, FS 1975-79	5	13	1	Daryl Smith, CB 1987-88	2	2	0
James Francis, LB 1990-98	9	11	3	Jimmy Turner, CB 1983-86	4	2	0
Ray Griffin, CB 1978-84	7	11	3	Leon White, LB 1986-91	6	2	0
Dick Jauron, FS 1978-81	4	11	1	Sheldon White, CB 1993	1	2	0
Corey Sawyer, CB 1994-98	5	11	1	Solomon Wilcotts, FS 1987-90	4	2	0
Barney Bussey, SS 1986-92	7	10	0	Greg Bright, FS 1980-81	2	1	0
Jim LeClair, LB 1972-83	12	10	0	Jim Browner, FS 1979-80	2	1	0
Bill Bergey, LB 1969-73	5	9	0	Ross Browner, DE 1978-86	9	1	0
Lewis Billups, CB 1986-91	6	9	0	Richard Carey, CB 1989	1	1	0
James Griffin, FS 1983-85	3	9	3	Al Coleman, FS 1969-71	3	1	0
Bernard Jackson, FS 1972-76	5	9	0	John Copeland, DE 1993-98	6	1	0
Bobby Kemp, SS 1981-86	6	9	0	Ricky Davis, FS 1975	1	1	0
Fletcher Smith, CB/S 1968-71	4	9	0	Chris Devlin, LB 1975-78	4	1	0
Darryl Williams, FS 1992-95	4	9	1	Tom Dinkel, LB 1978-83, 85	7	1	0
Bo Harris, LB 1975-82	8	7	1	Gerald Dixon, LB 1996-97	1	1	0
Steve Tovar, LB 1993-97	5	7	0	Eddie Edwards, DE 1977-88	12	1	0
Rickey Dixon, FS 1988-92	5	6	0	Richard Fain, CB 1991	1	1	0
Rod Jones, CB 1990-96	7	6	0	David Grant, DE 1988-91	4	1	0
Jimmy Spencer, CB 1996-97	2	6	0	John Guillory, DB 1969-70	2	1	0
Bracey Walker, SS 1994-96	3	6	0	Sherrill Headrick, LB 1968	1	1	0
Mike Brim, CB 1993-95	3	5	1	Bryan Hicks, FS 1980-84	5	1	0
Glenn Cameron, LB 1975-85	11	5	0	Charlie King, CB 1968-69	2	1	1
Neal Craig, FS 1971-73	3	5	1	Jevon Langford, DE 1996-98	3	1	0
Bobby Hunt, FS 1968-69	2	5	0	Tremain Mack, SS 1997-98	2	1	0
Bill Peterson, LB 1968-72	5	5	0	Ricardo McDonald, LB 1992-97	6	1	0
Sandy Durko, FS 1970-72	3	4	0	Rob Niehoff, FS 1987	1	1	0
Scott Perry, CB 1976-79	4	4	2	Ron Pritchard, LB 1972-77	6	1	0
Sam Shade, SS 1995-98	4	4	0	Thomas Randolph, CB 1998	1	1	0
Doug Adams, LB 1971-74	4	3	0	Rick Razzano, LB 1980-84	5	1	0
Leo Barker, LB 1984-91	8	3	0	Adrian Ross, LB 1998	1	1	0
Ken Dyer, FS 1969-71	3	3	0	Jeff Schuh, LB 1981-85	5	1	0
Kenny Graham, SS 1970	1	3	0	Brian Simmons, LB 1998	1	1	0
Artrell Hawkins, CB 1998	1	3	0	Leonard Wheeler, CB 1992-96	5	1	0
Greg Myers, FS 1996-98	3	3	0	Wilson Whitley, DT 1977-82	6	1	0
Louis Oliver, SS 1994	1	3	0	Dan Wilkinson, DT 1994-97	4	1	0
Bo Orlando, FS 1996-97	2	3	0				

TEAM HISTORY

A SPECIAL EXPLOSION

The Bengals' record for most points in a game by the special teams is 31, from a 43-14 victory at Buffalo on Nov. 8, 1970.

Lemar Parrish scored two special teams touchdowns, one on a 95-yard kickoff return and another on an 83-yard return of a blocked field goal. **Horst Muhlmann** added 15 points on five field goals, and four PATs by Muhlmann completed the special teams onslaught.

The offense scored only one TD, one a one-yard run by **Jess Phillips**. The defense scored a TD on an eight-yard fumble return by Royce Berry.

BENGALS "100-YARD CLUB"

Cincinnati Bengals who have gained 100 or more yards rushing in a game:

DATE	PLAYER	YDS	OPPONENT
10-27-68	Paul Robinson	159	at Oakland
11-3-68	Paul Robinson	156	vs. Houston
11-10-68	Paul Robinson	115	vs. Kansas City
11-17-68	Paul Robinson	134	at Miami
10-4-69	Jess Phillips	103	at San Diego
11-2-69	Jess Phillips	120	vs. Oakland
11-30-69	Paul Robinson	117	at Buffalo
9-20-70	Jess Phillips	130	vs. Oakland
11-15-70	Virgil Carter	110	vs. Cleveland
11-22-70	Paul Robinson	119	vs. Pittsburgh
9-19-71	Essex Johnson	113	vs. Philadelphia
12-5-71	Essex Johnson	109	at Cleveland
10-29-72	Doug Dressler	110	vs. Houston
	Essex Johnson	103	vs. Houston
9-23-73	Essex Johnson	131	vs. Houston
9-30-73	Essex Johnson	121	at San Diego
10-14-73	Boobie Clark	112	vs. Pittsburgh
10-21-73	Boobie Clark	104	vs. Kansas City
10-31-76	Boobie Clark	100	vs. Cleveland
11-21-76	Archie Griffin	139	at Kansas City
10-23-77	Pete Johnson	108	vs. Denver
11-5-78	Deacon Turner	116	at San Diego
12-17-78	Pete Johnson	160	vs. Cleveland
10-28-79	Archie Griffin	103	vs. Philadelphia
11-18-79	Pete Johnson	113	at Houston
11-25-79	Archie Griffin	105	vs. St. Louis
11-19-80	Pete Johnson	115	vs. Minnesota
11-30-80	Pete Johnson	112	at Kansas City
12-7-80	Pete Johnson	118	vs. Baltimore
12-14-80	Pete Johnson	134	at Chicago
11-1-81	Pete Johnson	114	vs. Houston
11-29-81	Pete Johnson	105	at Cleveland
11-28-82	Pete Johnson	129	vs. L.A. Raiders
10-30-83	Pete Johnson	112	vs. Green Bay
11-20-83	Pete Johnson	137	vs. Houston
12-4-83	Pete Johnson	126	at Pittsburgh
12-11-83	Pete Johnson	118	vs. Detroit
11-18-84	Larry Kinnebrew	119	vs. Seattle
9-8-85	Larry Kinnebrew	101	vs. Seattle
9-30-85	James Brooks	133	at Pittsburgh
11-3-85	Larry Kinnebrew	128	at Buffalo
12-8-85	James Brooks	109	vs. Dallas

DATE	PLAYER	YDS	OPPONENT
9-18-86	James Brooks	118	at Cleveland
10-19-86	James Brooks	133	vs. Houston
11-2-86	James Brooks	120	at Detroit
12-7-86	James Brooks	163	at New England
	Stanley Wilson	120	at New England
10-11-87	Marc Logan	103	at Seattle
11-15-87	Larry Kinnebrew	100	at Atlanta
10-9-88	Ickey Woods	139	vs. New York Jets
10-23-88	James Brooks	102	vs. Houston
11-6-88	Ickey Woods	110	vs. Pittsburgh
11-20-88	James Brooks	148	at Dallas
11-27-88	Ickey Woods	129	vs. Buffalo
12-4-88	Ickey Woods	141	vs. San Diego
12-17-88	Ickey Woods	115	vs. Washington
9-17-89	James Brooks	113	vs. Pittsburgh
10-8-89	James Brooks	127	at Pittsburgh
10-29-89	James Brooks	131	vs. Tampa Bay
11-13-89	James Brooks	141	at Houston
11-26-89	James Brooks	105	at Buffalo
12-2-90	James Brooks	105	at Pittsburgh
12-23-90	James Brooks	201	vs. Houston
9-8-91	James Brooks	101	vs. Houston
9-15-91	James Brooks	111	at Cleveland
10-13-91	Harold Green	124	at Dallas
10-21-91	Harold Green	141	at Buffalo
11-3-91	Harold Green	135	vs. Cleveland
9-6-92	Harold Green	123	at Seattle
9-20-92	Harold Green	101	at Green Bay
11-8-92	Harold Green	117	at Chicago
11-29-92	Harold Green	116	vs. Pittsburgh
12-20-92	Harold Green	190	vs. New England
9-21-97	Ki-Jana Carter	104	at Denver
11-2-97	Corey Dillon	123	vs. San Diego
11-30-97	Corey Dillon	114	at Philadelphia
12-4-97	Corey Dillon	246	vs. Tennessee
12-14-97	Corey Dillon	127	vs. Dallas
9-27-98	Corey Dillon	116	at Baltimore
10-18-98	Corey Dillon	124	at Tennessee
11-1-98	Corey Dillon	110	vs. Denver
11-29-98	Corey Dillon	107	vs. Jacksonville

BENGALS PRO BOWL HISTORY

Former Bengals tackle Anthony Munoz was selected to play in 11 AFC-NFC Pro Bowl games. The only players selected to more Pro Bowls since the game took its current form in 1970 are Reggie White (13) and Jerry Rice (12).

The complete list of Bengals selected for the NFL Pro Bowl and AFL All-Star games:

Player	Selections	Years*
Anthony Munoz, T	11	1981-91
Lamar Parrish, CB	6	1970-71, 1974-77
Ken Anderson, QB	4	1975-76, 1981-82
James Brooks, RB	4	1986, 1988-90
Isaac Curtis, WR	4	1973-76
Bob Trumpy, TE	4	1968-70, 1973
Tommy Casanova, S	3	1974, 1976-77
Cris Collinsworth, WR	3	1981-83
Boomer Esiason, QB	3	1986, 1988-89
David Fulcher, S	3	1988-90
Rodney Holman, TE	3	1988-90
Max Montoya, G	3	1986, 1988-89
Coy Bacon, DE	2	1976-77
Tim Krumrie, NT	2	1987-88
Carl Pickens, WR	2	1995-96
Mike Reid, DT	2	1972-73

Player	Selections	Years*
Paul Robinson, RB	2	1968-69
Ashley Ambrose, CB	1	1996
Bill Bergey, LB	1	1969
Jeff Blake, QB	1	1995
Eddie Brown, WR	1	1988
Harold Green, RB	1	1992
Bob Johnson, C	1	1968
Pete Johnson, RB	1	1981
Jim LeClair, LB	1	1976
Pat McNally, P	1	1981
Chip Myers, WR	1	1972
Dan Ross, TE	1	1982
Eric Thomas, CB	1	1988

*Year listed is season during which player earned Pro Bowl selection (not calendar year in which Pro Bowl game was played)

BENGALS LAST TIMES

BENGALS RETURNED KICKOFF FOR TOUCHDOWN:

Sept. 27, 1998, Tremain Mack, 97 yards at Baltimore

OPPONENT RETURNED KICKOFF FOR TOUCHDOWN:

Dec. 22, 1996, Aaron Bailey of Indianapolis, 95 yards at Cincinnati

BENGALS RETURNED PUNT FOR TOUCHDOWN:

Sept. 13, 1998, Damon Gibson, 65 yards at Detroit

OPPONENT RETURNED PUNT FOR TOUCHDOWN:

Sept. 27, 1998, Jermaine Lewis, 87 yards at Baltimore

BENGALS RETURNED INTERCEPTION FOR TOUCHDOWN:

Sept. 13, 1998, Corey Sawyer, 58 yards at Detroit

OPPONENT RETURNED INTERCEPTION FOR TOUCHDOWN:

Dec. 20, 1998, Carnell Lake, 15 yards at Pittsburgh

BENGALS RECOVERED OPPONENT'S FUMBLE FOR TOUCHDOWN:

Nov. 16, 1986, Eddie Edwards vs. Seattle

BENGALS RETURNED OPPONENT'S FUMBLE FOR TOUCHDOWN:

Dec. 20, 1998, Sam Shade, 55 yards at Pittsburgh

OPPONENT RECOVERED BENGALS FUMBLE FOR TOUCHDOWN:

Sept. 26, 1993, Rod Stephens of Seattle at Cincinnati

OPPONENT RETURNED BENGALS FUMBLE FOR TOUCHDOWN:

Dec. 20, 1998, Chris Oldham, 54 yards at Pittsburgh

BENGALS BLOCKED A PUNT:

Nov. 12, 1995, Darryl Williams blocked Rich Camarillo punt at Houston (safety)

BENGALS RETURNED/RECOVERED BLOCKED PUNT FOR TOUCHDOWN:

Nov. 19, 1989, Barney Bussey recovery in end zone vs. Detroit, after Eric Thomas blocked Jim Arnold punt

OPPONENT BLOCKED A PUNT:

Dec. 27, 1998, Don Davis of Tampa Bay blocked Brad Costello punt at Cincinnati

OPPONENT RETURNED/RECOVERED BLOCKED PUNT FOR TOUCHDOWN:

Oct. 23, 1994, Travis Hill recovery in end zone at Cleveland, after Gerald Dixon blocked Lee Johnson punt

BENGALS BLOCKED FIELD GOAL ATTEMPT:

Nov. 26, 1995, John Copeland blocked Mike Hollis 47-yard FG attempt at Jacksonville

BENGALS RETURNED BLOCKED FIELD GOAL ATTEMPT FOR TOUCHDOWN:

Nov. 8, 1970, Lemar Parish, 83 yards at Buffalo

OPPONENT BLOCKED A FIELD GOAL ATTEMPT:

Sept. 13, 1998, Marc Spindler blocked Doug Peltrey's 48-yard attempt at Detroit

OPPONENT RETURNED BLOCKED FIELD GOAL FOR TOUCHDOWN:

Dec. 1, 1996, Mickey Washington, 65 yards at Jacksonville

BENGALS SCORED ON SAFETY:

Nov. 12, 1995, Darryl Williams blocked Rich Camarillo punt out of end zone for safety at Houston

OPPONENT SCORED ON SAFETY:

Oct. 25, 1992, Boomer Esiason ran out of end zone after bad snap at Houston

TEAM HISTORY

GRAY HAS SEEN 'EM ALL

The Bengals have played 624 games through 1998 — preseason, regular season and postseason — and to the best of the club's knowledge, only equipment manager **Tom Gray** has been on the scene for every one.

"The first thing that comes to mind about this is that I've been very lucky," says Gray, who joined the Bengals for the 1968 inaugural season after previously serving as assistant equipment manager for the Cleveland Browns. "A lot of things could have happened to make someone miss a game, but I've managed to avoid them."

Bengals president **Mike Brown** has attended 623 of the 624 games through 1998. He missed only the 1991 preseason opener at Detroit to remain in Cincinnati with his father, **Paul Brown**, who was gravely ill.

BENGALS LONGEST PLAYS

(Touchdowns unless noted otherwise)

1. 102 yds. — Louis Breeden — interception at San Diego, 11-8-81
- 102 yds. — Eric Bieniemy — KO return at N.Y. Giants, 10-26-97
3. 98 yds. — Stanford Jennings — KO return at Kansas City, 11-13-88
4. 97 yds. — Darryl Williams — interception vs. Pittsburgh, 11-7-93
- 97 yds. — Willie Shelby — KO return at Cleveland, 10-3-76
- 97 yds. — Tremain Mack — KO return at Baltimore, 9-27-98
7. 96 yds. — Ray Griffin — interception vs. San Diego, 11-11-79
8. 95 yds. — Carl Pickens — punt return at Green Bay, 9-20-92
- 95 yds. — Lemar Parrish — KO return at Buffalo, 11-8-70
10. 94 yds. — *Tim McGee — KO return vs. Minnesota, 10-23-86
- 94 yds. — Ken Anderson to Billy Brooks — pass at Minnesota, 11-13-77
12. 93 yds. — Stanford Jennings — KO return vs. San Francisco, 1-22-89** (Super Bowl XXIII)
13. 90 yds. — Lemar Parrish — punt return vs. Washington, 10-6-74
- 90 yds. — Virgil Carter to Speedy Thomas — pass vs. Philadelphia, 9-19-71
- 90 yds. — David Dunn — KO return vs. Pittsburgh, 11-10-96
16. 88 yds. — Jeff Blake to Darnay Scott — pass at Seattle, 9-17-95
17. 87 yds. — Paul Robinson — rush at Oakland, 10-27-68
18. 86 yds. — Boomer Esiason to Eddie Brown — pass vs. Pittsburgh, 11-6-88
- 86 yds. — Essex Johnson — rush at Cleveland, 12-5-71
20. 85 yds. — Ken Anderson to Isaac Curtis — pass at N.Y. Jets, 12-12-76
- 85 yds. — *David Dunn — KO return vs. Jacksonville, 11-23-97

OPPONENTS LONGEST PLAYS

(Touchdowns unless noted otherwise)

1. 105 yds. — Mercury Morris (Miami) — KO return at Cincinnati, 9-14-69
2. 103 yds. — Bob Gresham (Houston) — KO return at Cincinnati, 9-23-73
3. 100 yds. — Max Anderson (Buffalo) — KO return at Cincinnati, 9-22-68
- 100 yds. — Jon Vaughn (New England) — KO return at Cincinnati, 12-20-92
5. 98 yds. — Darrol Ray (N.Y. Jets) — interception at Cincinnati, 1-9-82**
6. 97 yds. — Darren Lewis (Chicago) — KO return at Chicago, 11-8-92
7. 96 yds. — Carl Roaches (Houston) — KO return at Houston, 10-4-81
- 96 yds. — Bobby Humphrey (N.Y. Jets) — KO return at Cincinnati, 12-21-86
9. 95 yds. — Aaron Bailey (Indianapolis) — KO return at Cincinnati, 12-22-96
10. 94 yds. — Herschel Walker (Philadelphia) — KO return at Cincinnati, 12-24-94
11. 93 yds. — Robert Lyles (Houston) — fumble return at Cincinnati, 10-19-86
12. 92 yds. — Eric Metcalf (Cleveland) — punt return at Cincinnati, 9-4-94
- 92 yds. — Bo Jackson (L.A. Raiders) — rush at Los Angeles, 11-5-89
- 92 yds. — *Billy Lefear (Cleveland) — KO return at Cincinnati, 11-23-75
15. 90 yds. — Arthur Whittington (Oakland) — KO return at Oakland, 11-9-80
- 90 yds. — *Kendall Williams (Baltimore Colts) — KO return at Cincinnati, 10-2-83
- 90 yds. — Aaron Beasley (Jacksonville) — fumble return at Jacksonville, 11-8-98
18. 88 yds. — *Bo Jackson (L.A. Raiders) — rush at Los Angeles, 12-16-90
- 88 yds. — *Mel Gray (Houston) — KO return at Cincinnati, 10-6-96
20. 87 yds. — Jerry Rhome to Charlie Joiner (Houston) — pass at Houston, 12-13-70
- 87 yds. — Jermaine Lewis (Baltimore) — punt return at Baltimore, 9-27-98

* — not a touchdown; ** — postseason game

A NO-WIN SITUATION

The Bengals' Nov. 9, 1969 game at the Astrodome in Houston is unique in club history. It's the only game nobody won.

Cincinnati played its only regular-season tie that afternoon, catching the Oilers at 31-31 on **Horst Muhlmann's** 18-yard field goal with 0:22 left in the fourth quarter. Regular-season overtime was not in the rule book at that time.

BENGALS TOUGH IN OVERTIME

The Bengals are among the NFL's elite teams in regular-season overtime games with a 13-7-0 record and .650 winning percentage. No team has more overtime wins and only Pittsburgh has a better winning percentage (.711).

Other teams with 13 overtime victories are Pittsburgh (13-5-1), Denver (13-9-2) and Minnesota (13-12-2).

Former Bengals kicker Jim Breech kicked an NFL-record nine winning field goals in overtime, never missing one in an extra period.

Overtime for regular-season games was instituted in the NFL in 1974.

Listed below is the Bengals' overtime history. Times listed are elapsed time, and the home team is listed in CAPS.

Oct. 30, 1977 — CINCINNATI 13, Houston 10. Bengals win toss. Chris Bahr kicks 22-yard field goal at 5:51.

Sept. 10, 1978 — CLEVELAND 13, Cincinnati 10. Browns win toss. Larry Collins returns kickoff 41 yards to Browns' 47. Don Cockroft kicks 27-yard FG at 4:30.

Sept. 23, 1979 — Houston 30, CINCINNATI 27. Bengals' longest overtime game. Oilers win toss. Houston punts. Chris Bahr's 32-yard field goal attempt is wide right at 8:05. Cliff Parsley's punt downed on Bengals 5. Pat McNally punts and Rich Ellender returns to Bengals 42. Toni Fritsch's third-down, 29-yard field goal attempt hits left upright and bounces through at 14:28.

Dec. 14, 1980 — Cincinnati 17, CHICAGO 14. Bengals win toss. Jim Breech kicks 28-yard field goal at 4:23.

Sept. 27, 1981 — CINCINNATI 27, Buffalo 24. Bills win toss. Greg Cater punts into end zone for touchback. Bengals drive to Bills 10. Jim Breech kicks 28-yard field goal at 9:33.

Sept. 19, 1982 — PITTSBURGH 26, Cincinnati 20. Bengals win toss. Dwayne Woodruff intercepts Ken Anderson pass and returns it 30 yards to Cincinnati 2. Terry Bradshaw completes 2-yard TD pass to John Stallworth on first down at 1:08.

Dec. 2, 1984 — Cincinnati 20, CLEVELAND 17. Browns win toss. John Simmons returns Steve Cox's punt 30 yards to Cleveland 35. Jim Breech kicks 35-yard field goal seven plays later at 4:34.

Sept. 14, 1986 — CINCINNATI 36, Buffalo 33. Bengals' quickest OT victory. Bills win toss. Carl Zander intercepts Jim Kelly's first down pass and returns it to Bills' 17. Jim Breech kicks 23-yard FG two plays later at 0:56.

Dec. 6, 1987 — CINCINNATI 30, Kansas City 27. Bengals win toss. Teams trade punts. Jim Breech kicks 32-yard FG 16 plays later at 9:44.

Dec. 17, 1988 — CINCINNATI 20, Washington 17. Bengals win toss. David Grant recovers Doug Williams' fumble at Redskins' 17. Jim Breech kicks 20-yard field goal three plays later at 7:01.

Oct. 7, 1990 — Cincinnati 34, LOS ANGELES RAMS 31. Rams win toss. Possession exchanged four times. Bengals start scoring drive from their 11 and win on 44-yard FG by Jim Breech at 11:56.

Dec. 9, 1990 — San Francisco 20, CINCINNATI 17. 49ers win toss and drive from their 19 to Bengals six. Mike Cofer kicks 23-yard FG at 6:12.

Nov. 10, 1991 — Pittsburgh 33, CINCINNATI 27. Steelers win toss and are stopped by Bengals on their 29, forcing a punt. Steelers recover Bengals fumble on Pittsburgh 37, then score on 26-yard pass from Neil O'Donnell to Eric Green at 6:32.

Sept. 13, 1992 — CINCINNATI 24, Los Angeles Raiders 21. Raiders win toss, fumble kickoff and Cincinnati's Antoine Bennett recovers at L.A. 21. Jim Breech kicks 34-yard field goal at 1:01.

Nov. 8, 1992 — Cincinnati 31, CHICAGO 28. Bears win toss. Bengals force punt & drive to Bears' 18-yard line. Jim Breech kicks 36-yard FG at 8:39.

Nov. 6, 1994 — Cincinnati 20, SEATTLE 17. Bengals defense stops Seahawks twice, and Jeff Blake passes 76 yards to Darnay Scott on first down to Seahawks 7. Doug Pelfrey kicks 26-yard field goal on first down at 8:14.

Sept. 3, 1995 — Cincinnati 24, INDIANAPOLIS 21. Bengals win toss, and drive 54 yards in 6 plays to set up 47-yard Doug Pelfrey field goal at 2:36. Fourth overtime victory in a row for Cincinnati.

Oct. 29, 1995 — Cleveland 29, CINCINNATI 26. Browns punt, Bengals punt and Browns punt again, all with no first downs. On Bengals' second possession, Dana Hall intercepts Jeff Blake's pass and returns to Bengals' 45. Browns drive 34 yards in 6 plays, setting up Matt Stover's 28-yard FG at 6:30.

Oct. 6, 1996 — Houston 30, CINCINNATI 27. Bengals were unable to make a first down after getting the overtime kickoff, and Houston responded by driving 51 yards in 8 plays to win on Al Del Greco's 49-yard field goal at 4:22.

Sept. 13, 1998 — Cincinnati 34, DETROIT 28. Lions win toss and make one first down to their 40, but Bengals' Coery Sawyer intercepts Scott Mitchell pass on subsequent third down and returns it 58 yards for a touchdown.

ROAD IS SWEET IN OT

Recent Bengals results have shown the home field "advantage" to be no edge at all in overtime games. The visiting team has won the last six overtime games involving Cincinnati, as well as nine of the last 10. In those 10 games, the Bengals are 5-0 as the overtime visitor and 1-4 as the overtime home team.

BENGALS CHRONOLOGY

Paul Brown, who left the Cleveland Browns following the 1962 season with an NFL record of 115-49-6, seven conference titles, and three NFL championships, had the urge to get back into football. His son Mike did a study on pro football expansion and recommended Cincinnati as a potential site. In 1965, Brown met with Ohio Governor James Rhodes and the two agreed the state could accommodate a second pro football team.

1966 Fearful the Reds baseball team would leave town and feeling pressure from local businessmen pushing for a pro football franchise, Cincinnati's city council approved the construction of Riverfront Stadium.

1967 Brown's group was awarded an AFL expansion franchise. Brown called the team the Bengals, the name of Cincinnati's pro teams in the old AFL of the late 1930s. The Bengals acquired their first player late in the year when they traded two draft picks to Miami for quarterback John Stola.

1968 The Bengals were awarded 40 veteran players in the allocation draft. In the college draft, they selected Tennessee center Bob Johnson as their first pick. Other draftees included running backs Jess Phillips and Essex Johnson, tight end Bob Trumpy, linebacker Al Beauchamp, and tackle Howard Fest. The Bengals lost their first preseason game 38-14 to Kansas City before 21,682 fans at Nippert Stadium. The Bengals upset Denver 24-10 and Buffalo 34-23 in their first two regular season home games. Paul Robinson led the AFL in rushing with 1,023 yards and was named Rookie of the Year.

1969 Brown drafted quarterback Greg Cook of the Univ. of Cincinnati in the first round. The same draft also produced linebacker Bill Bergey. The Bengals jumped out to a 3-0 record, but the club finished 4-9-1. Brown was named AFL Coach of the Year. Bergey was honored as the AFL Defensive Rookie of the Year, and Cook won the AFL passing title.

1970 The NFL-AFL merger took place before the season, and the Bengals made their first NFL campaign a memorable one. After losing 6 of their first 7 games, they rallied for an 8-6 finish and won the new AFC Central Division. In their first playoff game, they lost 17-0 to Baltimore, which would go on to beat Dallas in the Super Bowl. QB Greg Cook was forced to the Injured Reserve list in training camp with a shoulder injury that would end his career, and Virgil Carter took over as the starter.

1971 The Bengals picked up QB Ken Anderson and tackle Vernon Holland in the draft, then went 5-0-1 in preseason play. After starting the regular season with a 37-14 win over Philadelphia, the Bengals lost seven in a row on the way to a 4-10 record.

1972 Looking for defensive help, Brown drafted end Sherman White, safety Tommy Casanova, linebacker Jim LeClair, and cornerback Bernard Jackson. Anderson unseated Carter as starting quarterback and the Bengals won three of their last four to post an 8-6 record. Chip Myers set a club record with 57 pass receptions.

1973 Brown drafted wide receiver Isaac Curtis and runners Boobie Clark and Lervil Elliott. The Bengals split

their first eight games, then swept their last six and won their second AFC Central Division title. Cincinnati lost to Miami 34-16 in the AFC playoffs. Clark, who finished the year with 988 yards rushing and 45 pass receptions, was named AFC Rookie of the Year. Essex Johnson led Cincinnati with a career-high 997 yards rushing and Curtis caught 45 passes.

1974 Cincinnati traded Bill Bergey to Philadelphia for two first-round draft choices and a third-round pick in 1977. LeClair replaced Bergey at middle linebacker. The Bengals won four of their first five games but couldn't keep pace with Super Bowl-bound Pittsburgh. Anderson won the NFL passing championship and completed a club-record 64.9 percent of his attempts. Cornerback Lemar Parrish led the NFL in punt returns.

1975 The Bengals opened with six straight wins. LeClair preserved a 21-19 victory over Houston, making all four tackles in a goal-line stand. The Bengals won their eighth game in nine starts against Buffalo as Anderson completed 30 of 46 passes for 447 yards, the tenth-highest one-game total in NFL history. Cincinnati scored 27 points in the first quarter to crush San Diego 47-17 and finish 11-3, its best regular-season record. The Bengals qualified as the AFC wild card team for the playoffs, but their losing postseason record continued with a 31-28 setback to Oakland. Anderson won his second NFL passing championship. A serious blow was the loss of defensive tackle Mike Reid, who retired at age 26 to pursue a career in music.

1976 Brown announced his retirement after 41 seasons of coaching and named Bill Johnson, his long-time assistant, as the successor. Brown continued to serve as the club's general manager and vice president. The Bengals acquired defensive end Coy Bacon in a trade with San Diego and drafted halfback Archie Griffin, the two-time Heisman Trophy winner from Ohio State. The Bengals set a fast pace in the AFC Central Division, winning nine of their first 11 games. The season came down to games against Pittsburgh and Oakland and the Bengals lost both. Those defeats not only cost Cincinnati the division title, but the AFC wild card spot as well. Cornerback Ken Riley led the AFC with nine interceptions.

1977 A loss to Houston in the final game cost the Bengals a spot in the playoffs. The team finished with an 8-6 record. Curtis missed the final six games with a knee injury. Bob Trumpy retired.

1978 QB Ken Anderson missed the first four games with a broken bone in his right hand, and Homer Rice replaced Bill Johnson as head coach after the team started 0-5. The team dipped to marks of 0-8 and 1-12 before rebounding under Rice to win the last three games. In the season finale, the Bengals blasted Cleveland 48-16, setting series records for points and victory margin.

1979 After six straight losses to open the season, the Bengals stunned Pittsburgh 34-10, recovering seven Steeler fumbles. CB Ray Griffin ran back an intercepted pass a club-record 96 yards in a 26-24 loss to San Diego. Pete Johnson powered his way to 15 TDs, but the Bengals

struggled to their second straight 4-12 record. Former Cleveland coach Forrest Gregg was named to replace Rice as head coach.

1980 Scoring touchdowns was the major problem as the Bengals went 6-10 in 1980. They managed only 244 points, lowest in the AFC. Anderson had a sub-par year with only six touchdown passes. The Bengals won only one of their first five games, but upset defending Super Bowl champion Pittsburgh twice. First-round draft choice Anthony Munoz impressed at offensive tackle.

1981 The Bengals unveiled new uniforms with tiger-striped helmets, jerseys and pants. They had at least a share of the AFC Central lead the entire season and, on December 13, Anderson threw two touchdowns as the Bengals clinched the division with a 17-10 victory over the Steelers. Cornerback Louis Breeden tied an NFL record when he returned an interception 102 yards for a touchdown in a 40-17 victory over the Chargers in San Diego. Anderson led the NFL in passing with a 98.5 rating. On January 3, the Bengals beat the Buffalo Bills 28-21 in an AFC divisional playoff game. A week later, playing in their first AFC Championship Game, the Bengals defeated San Diego 27-7 at Riverfront Stadium in a temperature of nine degrees below zero with a wind-chill factor of minus 59. In Super Bowl XVI on January 24 in Pontiac, MI, the Bengals trailed 20-0 at halftime and couldn't make up the deficit, losing to San Francisco 26-21.

1982 The Bengals followed up their Super Bowl season with another strong showing. They finished the strike-shortened season behind only the Raiders with a 7-2 mark. The Jets caught them sleeping in the first round of the playoffs, though, beating the Bengals 44-17. Anderson led the AFC in passing for the fourth time as the Bengals boasted the second-best offense in the NFL.

1983 The Bengals' season looked promising at the start of 1983, but a horrendous opening brought about a premature ending. Cincinnati started the season by losing six of its first seven games. The Bengals never recovered and finished 7-9. Despite the losing record, the Bengals claimed the top overall defense in the NFL. In the off-season, Gregg resigned as head coach and Sam Wyche was named as his replacement.

1984 Pete Johnson was traded to San Diego for running back James Brooks. The Bengals lost their first five games, then bounced back to win eight of the last 11 and force the AFC Central Division championship race into the final week of the season, only to fall a game short of Pittsburgh. Cincinnati finished 8-8.

1985 Wide receiver Eddie Brown from Miami (Fla.) was the Bengals' top draft choice. Wide receiver Isaac Curtis, a premier Bengal for 12 years, retired shortly before training camp opened. Cincinnati finished 7-9 and was in the thick of the AFC Central race, which Cleveland won with an 8-8 record. Second-year quarterback Boomer Esiason replaced Ken Anderson. Offensive tackle Anthony Munoz was named to the AFC Pro Bowl team for the fifth consecutive time. The Bengals set a club scoring record with 441 points.

1986 Cincinnati's No. 1 choice in the college draft was Washington linebacker Joe Kelly. Wide receiver Tim McGee of Tennessee was drafted later in the first round.

Punter Pat McNally retired. The Bengals unleashed a high-powered offense in their battle for the AFC Central Division title and finished 10-6, narrowly missing a playoff berth. Tackle Anthony Munoz was selected to the AFC Pro Bowl team for the sixth year in a row. He was joined by guard Max Montoya, running back James Brooks and quarterback Boomer Esiason. Linebacker Reggie Williams was selected "One of the Top 10 Young Men in America" by the United States Jaycees. Later, Williams was selected NFL Man of the Year for his efforts to charity and the community. Munoz was named Seagrams' top offensive lineman of 1986.

1987 The Bengals won their season opener in Indianapolis, but then the season turned sour. They lost the next week to San Francisco, suffered the turmoil of the NFL players' strike for the next three weeks, and were unable to regroup when the strike was over. Their 4-11 record was their worst since 1979. Individual bright spots included Jim Breech leading the AFC in scoring with 97 points, Anthony Munoz being voted to his seventh straight Pro Bowl, and nose tackle Tim Krumrie making his first Pro Bowl.

1988 The Bengals brought about the biggest turnaround in NFL history by rising from their 4-11 finish of 1987 to a 12-4 regular-season record. They won the AFC Central Division title, and defeated Buffalo 21-10 for the AFC Championship on January 8 (1989). On January 22 (1989), they appeared in their second Super Bowl and lost 20-16 to San Francisco when the 49ers scored a touchdown with 34 seconds remaining in the game. Coach Sam Wyche's team posted a 14-5 mark in regular and postseason play, best in the NFL. Wyche received numerous honors for his brilliant coaching and nine Bengals were selected for the Pro Bowl — quarterback Boomer Esiason, nose tackle Tim Krumrie, tackle Anthony Munoz, guard Max Montoya, tight end Rodney Holman, wide receiver Eddie Brown, running back James Brooks, safety David Fulcher and cornerback Eric Thomas. Esiason was voted the NFL's Most Valuable Player and Munoz the top offensive lineman. In January of '88, linebacker Reggie Williams received the "Sportsman of the Year" award from *Sports Illustrated*. Defensive back Rickey Dixon, an All-American from Oklahoma, was the Bengals' first selection in the 1988 draft. "Ickey" Woods, the top rusher in college football in 1987 while at Nevada-Las Vegas, was Cincinnati's second choice. Woods led the Bengals in rushing in 1988 with 1,066 yards.

1989 The Bengals traded their first round draft choice to Atlanta for three later selections. Eric Ball, a running back from UCLA, was Cincinnati's first selection, coming in the second round. The Bengals, hit hard by injuries throughout the season, went 8-8 and narrowly missed gaining a spot in the playoffs. Six Bengals were selected for the Pro Bowl — tackle Anthony Munoz, quarterback Boomer Esiason, strong safety David Fulcher, running back James Brooks, tight end Rodney Holman and guard Max Montoya.

1990 The Bengals drafted Baylor linebacker James Francis in the first round of the draft. Running back Harold Green of South Carolina was the second-round choice. Cincinnati posted a 9-7 regular-season record to win the

(Bengals Chronology — cont'd)

AFC Central Division Championship and move into the playoffs, where the Bengals defeated the Houston Oilers 41-14 before losing to the Los Angeles Raiders 20-10 in the second round. Three Bengals were selected for the Pro Bowl game — tackle Anthony Muñoz, tight end Rodney Holman and safety David Fulcher.

1991 Cincinnati selected outside linebacker Alford Williams, an All-American from Colorado, in the first round of the 1991 draft. Paul Brown, founder of the Bengals and a member of the Pro Football Hall of Fame, died August 5. The Bengals had a 3-13 season record. Dave Shula replaced Sam Wyche as head coach following the season.

1992 The Bengals made quarterback David Klingler, who played in college for the University of Houston, their No. 1 draft choice. Klingler started four of the final five games of the season in which the Bengals finished 5-11. Harold Green rushed for 1,170 yards and was selected to play in the Pro Bowl. All-Pro Anthony Muñoz played his final game for the Bengals. Michael Pope was named offensive coordinator after the season and Ken Anderson was signed as coach of the quarterbacks.

1993 Defensive lineman John Copeland, an All-American from Alabama, was the Bengals' first-round draft choice. The Bengals acquired cornerbacks Sheldon White and Mike Brim and quarterback Jay Schroeder, who were unrestricted free agents, and lost cornerback Eric Thomas, wide receiver Tim McGee, safety Barney Bussey and tight end Jim Riggs. Quarterback Boomer Esiason was traded to the New York Jets for a third-round draft choice. The young Bengals lost their first 10 games before defeating the Los Angeles Raiders 16-10. Cincinnati then had wins over the Los Angeles Rams 15-3 and the Atlanta Falcons 21-17 in the final weeks of the season to finish 3-13.

1994 The Cincinnati coaching staff underwent a change when Bruce Coslet, former head coach of the New York Jets, returned as the offensive coordinator and Larry Peccatiello became defensive coordinator after Ron Lynn resigned. The Bengals signed eight veteran free agents while losing only one and they used the top pick in the draft on Ohio State defensive tackle Dan Wilkinson. The team lost its first eight games of the season. With quarterbacks David Klingler and Erik Wilhelm sidelined with injuries in the eighth contest, third-string quarterback Jeff Blake started against two-time defending Super Bowl champion Dallas and nearly pulled off the upset victory before losing, 23-20. Blake went on to amaze the league with his performances and never relinquished his starting role. The Bengals finished 3-13.

1995 The Bengals traded up in the first round of the draft for the first time, and selected Penn State RB Ki-Jana Carter with the No. 1 overall pick, obtained from Carolina. Carter suffered a knee injury in the third preseason game and missed his entire rookie season. Nonetheless, the Bengals made a dramatic improvement over the previous four years, going 7-9 with five losses by just three points each. QB Jeff Blake, WR Carl Pickens and PK Doug Pelfrey posted record Bengal seasons, and Blake and Pickens went on to start in the Pro Bowl.

1996 On March 19, Hamilton County voters approved a half-cent sales tax increase to fund two new stadiums, taking a major step to ensure the Bengals' future in Cincinnati. The team lost six of its first seven games, but Cincinnati's fortunes took a U-turn after offensive coordinator Bruce Coslet was promoted to head coach Oct. 21, replacing Dave Shula. Coslet directed the team to a 7-2 finish, including a 5-0 mark at Cinergy Field, and the final 8-8 record was Cincinnati's first 500-or-better season since 1990. On Dec. 15, it was announced Coslet had agreed to a four-year contract extension through the 2000 season. The defense set a team record with 34 interceptions, and CB Ashley Ambrose was named a Pro Bowl starter along with WR Carl Pickens, who caught 100 passes to break his own team reception record.

1997 The Bengals and Hamilton County officials reached agreement on a western riverfront site for a new football stadium, and on May 29, team president Mike Brown signed a lease committing the team through 2026. The team and county declined to sell naming rights, christening the facility Paul Brown Stadium in honor of the Bengals' founder. The team held training camp in a new complex at Georgetown (Ky.) College, ending its 29-year arrangement at Wilmington (Ohio) College. On the field, the team suffered a 1-7 start but rallied to finish 7-9 by going 6-2 in the second half. Rookie HB Corey Dillon rushed for 1,129 yards, third-most in club history, and his 246-yard effort vs. Tennessee on Dec. 4 broke Jim Brown's 40-year-old NFL single-game rookie record. Boomer Esiason started the last five games at QB and posted a 106.9 passer rating for the season. Bruce Coslet finished his first full season as head coach, and his overall .560 winning percentage (14-11 record) stood as the best for a head coach in club history.

1998: Demolition work for Paul Brown Stadium began early in the year, and official groundbreaking for the new facility was held April 25. Stadium work continued on schedule through the year, and the visible structure of a stadium had emerged by year's end. The Bengals had two choices in the first round of the draft, and used them to select LBs Takeo Spikes of Auburn and Brian Simmons of North Carolina, both of whom were starters in their first NFL season. Just before training camp, the team signed free agent QB Neil O'Donnell, who won the starting job in training camp and started the first 10 games. But by the end of an injury-plagued 3-13 season, Jeff Blake had re-emerged as the No. 1 QB. WR Carl Pickens caught 82 passes, five for touchdowns, and set club career records for receptions (473) and receiving TDs (57). HB Corey Dillon rushed for 1,130 yards, third-most in team history, and became the first Bengal to top the 1,000-yard rushing mark in each of his first two seasons.

EARLY 1999: Construction work on Paul Brown Stadium continued on schedule, leading to confidence that the new facility would be ready in plenty of time for the Bengals to open the 2000 season there. The team had the No. 3 overall selection in the draft, and used it to select Oregon QB Akili Smith.

CINCINNATI PRO FOOTBALL HISTORY

Cincinnati was home to two other football teams in the National Football League prior to the present-day Bengals.

One of the teams, known as the Cincinnati Celts, was a member of the NFL — then known as the American Professional Football Association — in the league's second season in 1921. That team finished with a 1-3-0 record in their only season.

In 1933, the NFL granted the city another franchise, this time called the Cincinnati Reds. They competed in the league for two seasons before folding. The Reds finished with a 3-6-1 record and fourth place in the league's Western Division in 1933. In 1934, they lost their first eight games before suspending operations. The St. Louis Gunners, an independent team, joined the NFL by buying the Cincinnati franchise and went 1-2 the last three weeks of the season.

It was a third team, however — one which was not a member of the NFL — that eventually proved to be the closest link to today's modern-era team.

In 1937, a team known as the Cincinnati Bengals was formed as a member of the rival American Football League. It was that team's nickname which was later adopted by today's NFL franchise.

The 1937 Bengals finished with a 2-4-2 record in their first year, but the AFL folded after the season. The Bengals continued as an independent team in 1938, playing three

NFL teams that year. They beat the Chicago Bears, 17-13, and the Pittsburgh Pirates, 38-0, and tied the Chicago Cardinals, 7-7.

In 1939, the Bengals joined a new AFL, finishing in second place with a 6-2 record. But again, the league folded after the season.

Once again in 1940, another new AFL emerged, and again the Bengals joined. They recorded 1-7-0 and 1-5-2 marks in 1940 and 1941, respectively. That AFL suffered the fate of the two AFLs before it, folding after the 1941 season as the United States entered World War II. Only this time, the Bengals folded along with it.

Pro football returned to Cincinnati 26 years later in 1967 when Paul Brown headed an ownership group which landed an expansion franchise in the modern-era American Football League. Brown, a Pro Football Hall of Famer who founded and coached the Cleveland Browns from 1946-62, picked the name Bengals for the new team "to give it a link with past professional football in Cincinnati."

Hundreds of names were suggested by fans in an effort to name the new Cincinnati team, the most popular being Buckeyes. It was rejected to avoid confusion with the Ohio State Buckeyes.

The Bengals began play in the AFL in 1968. The AFL merged with the NFL in 1970, and the Bengals have been members ever since.



1938 Cincinnati Bengals

Front row (left to right): 65-Tarz Carlson, 84-Bud Payne, 60-Cole Wilging, 85-Sig Sigillo, 55-Freddy Wunderlich, 69-Joe Kruse, 14-Blond Blizzard Owen, 80-Norm Cable, 41-Irish Pavkov, 54-Horse Chesney, 64-Pat Howlett, 51-Tiger Martinovich.

Back row: 70-Homer Reynolds, 72-Jug Brown, 75-King Bernard, 73-Socko Wiethe, 88-Bumper McPhail, 61-Earl Warwick, 83-Connie Mack Berry, 81-Phil Bucklew, 82-Bill Muellner, 52-Russ Sweeney, 87-Wild Bill Gerdes, 86-Turk Russ, Coach Dana M. King.

ATTENDANCE RECORDS

The largest crowd to watch a football game at Cinergy Field/Riverfront Stadium was 60,284 for the Cincinnati-Cleveland game on October 17, 1971.

The single-season attendance record for the Bengals in Cinergy Field/Riverfront Stadium is 473,288 in 1990.

BENGALS IN SUPER BOWL XVI

San Francisco 26, Bengals 21 Jan. 24, 1982, at Pontiac Silverdome

Coach Forrest Gregg's Bengals outgained San Francisco by 81 yards (356-275), marking the first time in the game's history the losing team led in yardage. Cincinnati QB Ken Anderson set Super Bowl records (since surpassed) for completions (25) and completion percentage (73.5), and Anderson's 300 passing yards nearly doubled the 157 by Joe Montana of the 49ers. But Cincinnati suffered four turnovers to San Francisco's one, and three of those giveaways led to 17 first-half points for the 49ers, who led 20-0 at intermission.

Leading 20-7, the 49ers staged a memorable goal-line stand late in the third quarter, stopping the Bengals for no gain on three straight plays from the one-yard line. The Bengals still closed the gap to 20-14 with 10:06 left in the fourth quarter, but the 49ers moved to a 26-14 lead on two Ray Wersching field goals before the Bengals crept within 26-21 on the game's second Anderson-to-Dan Ross TD pass with 16 seconds to play. Dwight Clark's recovery of a Bengals onside kick sealed the victory for San Francisco.

San Francisco	7	13	0	6	—	26
Cincinnati	0	0	7	14	—	21

TEAM	SCORING PLAY	QTR-LEFT
SF	J. Montana 1 run (R. Wersching kick)	1-5:52
SF	E. Cooper 11 pass from J. Montana (R. Wersching kick)	2-6:53
SF	R. Wersching FG 22	2-0:15
SF	R. Wersching FG 26	2-0:02
CIN	K. Anderson 5 run (J. Breach kick)	3-11:25
CIN	D. Ross 4 pass from K. Anderson (J. Breach kick)	4-10:06
SF	R. Wersching FG 40	4-5:25
SF	R. Wersching FG 23	4-1:57
CIN	D. Ross 3 pass from K. Anderson (J. Breach kick)	4-0:16

Missed FG: None. Attendance: 81,270. Time: 3:21

	SAN FRANCISCO	CINCINNATI
First Downs	20	24
Total Net Yards	275	356
Net Yards Rushing	127	72
Net Yards Passing	148	284
Sacks Against-Yards Lost	1-9	5-16
Passes-Completions-Interceptions	22-14-0	34-25-2
Punts-Avg. Yards	4-45.3	3-43.7
Penalties-Yards	8-65	8-57
Fumbles-Lost	2-1	2-2
Time of Possession	32:13	27:47

RUSHING									
49ERS	Att	Yds	Lg	TD	BENGALS	Att	Yds	Lg	TD
R. Patton	17	55	10	0	P. Johnson	14	36	5	0
E. Cooper	9	34	14	0	C. Alexander	5	17	13	0
J. Montana	6	18	7	1	K. Anderson	4	15	6	1
B. Ring	5	17	7	0	A. Griffin	1	4	4	0
J. Davis	2	5	4	0					
D. Clark	1	-2	-2	0					

PASSING									
49ERS	Att	Cmp	Yds	TD-I	BENGALS	Att	Cmp	Yds	TD-I
J. Montana	22	14	157	1-0	K. Anderson	34	25	300	2-2

RECEIVING									
49ERS	No	Yds	Lg	TD	BENGALS	No	Yds	Lg	TD
F. Solomon	4	52	20	0	D. Ross	11	104	16	2
D. Clark	4	45	17	0	C. Collinsworth	5	107	49	0
E. Cooper	2	15	11	1	J. Curtis	3	42	21	0
M. Wilson	1	22	22	0	S. Kraider	2	36	19	0
C. Young	1	14	14	0	P. Johnson	2	3	5	0
R. Patton	1	6	6	0	C. Alexander	2	3	3	0
B. Ring	1	3	3	0					

INTERCEPTIONS									
49ERS	No	Yds	Lg	TD	BENGALS	No	Yds	Lg	TD
D. Hicks	1	27	27	0	none				
E. Wright	1	25	25	0					

BENGALS IN SUPER BOWL XXIII

San Francisco 20, Bengals 16 Jan. 22, 1989, at Joe Robbie Stadium

Commissioner Pete Rozelle termed it the most exciting of the first 23 games in Super Bowl history, and the result regained some respect for the AFC, which had lost the last four games by an average of more than 27 points. But the dominant emotion of the day still was heartbreak for coach Sam Wyche's underdog Bengals, who took a 16-13 lead with 3:20 to play on Jim Breach's 40-yard field goal before succumbing to a 92-yard, 11-play TD drive led by San Francisco QB Joe Montana. John Taylor's game-winning 10-yard TD pass from Montana came with just 34 seconds remaining. Never before had a Super Bowl been won on a TD so late in the game.

The teams were tied 3-3 at halftime, tied again at 6-6 late in the third quarter, and then swapped touchdowns in quick succession. A 93-yard kickoff return by Cincinnati's Stanford Jennings was countered by a four-play San Francisco TD drive. The third of Breach's three field goals gave Cincinnati its third lead of the day before Montana's final heroics saved the day for San Francisco. The victory made San Francisco the first NFC team to win three Super Bowls.

Cincinnati	0	3	10	3	—	16
San Francisco	3	0	3	14	—	20

TEAM	SCORING PLAY	QTR-LEFT
SF	M. Coler FG 41	1-3:14
CIN	J. Breach FG 34	2-11:15
CIN	J. Breach FG 43	3-5:39
SF	M. Coler FG 32	3-0:50
CIN	S. Jennings 93 kickoff return (J. Breach kick)	3-0:34
SF	J. Rice 14 pass from J. Montana (M. Coler kick)	4-14:03
CIN	J. Breach FG 40	4-3:20
SF	J. Taylor 10 pass from J. Montana (M. Coler kick)	4-0:34

Missed FG: M. Coler (SF) 19 L 49 R. Attendance: 75,129. Time: 3:24

	CINCINNATI	SAN FRANCISCO
First Downs	13	23
Total Net Yards	229	451
Net Yards Rushing	106	112
Net Yards Passing	123	339
Sacks Against-Yards Lost	5-21	4-18
Passes-Completions-Interceptions	25-11-1	36-23-0
Punts-Avg. Yards	5-44.2	4-37.0
Penalties-Yards	7-65	4-32
Fumbles-Lost	1-0	4-1
Time of Possession	32:43	27:17

RUSHING									
BENGALS	Att	Yds	Lg	TD	49ERS	Att	Yds	Lg	TD
I. Woods	20	79	10	0	R. Craig	17	71	13	0
J. Brooks	6	24	11	0	T. Rathman	5	23	11	0
S. Jennings	1	3	3	0	J. Montana	4	13	11	0
B. Esiason	1	0	0	0	J. Rice	1	5	5	0

PASSING									
BENGALS	Att	Cmp	Yds	TD-I	49ERS	Att	Cmp	Yds	TD-I
B. Esiason	25	11	144	0-1	J. Montana	36	23	357	2-0

RECEIVING									
BENGALS	No	Yds	Lg	TD	49ERS	No	Yds	Lg	TD
E. Brown	4	44	17	0	J. Rice	11	215	44	1
C. Collinsworth	3	40	23	0	R. Craig	8	101	40	0
T. McGee	2	23	18	0	J. Frank	2	15	8	0
J. Brooks	1	20	20	0	T. Rathman	1	16	16	0
I. Hillary	1	17	17	0	J. Taylor	1	10	10	1

INTERCEPTIONS									
BENGALS	No	Yds	Lg	TD	49ERS	No	Yds	Lg	TD
none					B. Romanowski	1	0	0	0

1968 FINAL STATISTICS (3-11-0)

Date	W/L	Score	Opponent	Att.	RUSHING	No	Yds	Avg	Lg	TD
Sept. 6	L	13-29	at San Diego	33,687	Robinson	238	1023	4.3	87	8
Sept. 15	W	24-10	Denver	25,049	E. Johnson	26	178	6.8	41	1
Sept. 22	W	34-23	Buffalo	24,045	Smiley	63	146	2.3	11	1
Sept. 29	L	10-31	San Diego	28,642	McVea	9	133	14.8	80	1
Oct. 6	L	7-10	at Denver	41,257	Banks	34	131	3.9	20	0
Oct. 13	L	3-13	at Kansas City	47,096	Wyche	12	74	6.2	21	0
Oct. 20	L	22-24	Miami	25,942	Lamb	17	44	2.6	17	0
Oct. 27	L	10-31	at Oakland	37,083	Saffold	1	21	21.0	21	0
Nov. 3	L	17-27	Houston	24,012	Warren	4	17	4.3	12	0
Nov. 10	L	9-16	Kansas City	25,537	Livingston	1	11	11.0	11	0
Nov. 17	W	38-21	at Miami	31,747	Keeling	1	10	10.0	10	0
Nov. 24	L	0-34	Oakland	27,116	Phillips	1	7	7.0	7	0
Dec. 1	L	14-33	at Boston	17,795	Hunt	1	5	5.0	5	1
Dec. 8	L	14-27	at N.Y. Jets	61,111	Washington	1	4	4.0	4	0

TEAM STATISTICS	Bengals	Opponents
TOTAL FIRST DOWNS	171	275
Rushing	85	116
Passing	73	140
Penalty	13	19
TOTAL NET YARDS	3426	4717
Avg. Per Game	244.7	336.9
Total Plays	772	916
Avg. Per Play	4.4	5.1
NET YARDS RUSHING	1807	2097
Avg. Per Game	129.1	149.8
Total Rushes	421	473
NET YARDS PASSING	1619	2620
Avg. Per Game	115.6	187.1
Sacked-Yards Lost	38-277	32-283
Gross Yards	1896	2903
Att.-Completions	313-167	411-212
Completion Pct.	53.4	51.6
Had Intercepted	11	10
PUNTS-AVERAGE	84-40.9	63-44.2
PENALTIES-YARDS	55-586	62-633
FUMBLES-BALL LOST	27-10	19-9
TOUCHDOWNS	25	39
Rushing	14	13
Passing	8	25
Returns	3	1

Score by Periods	1	2	3	4	Total
Bengals	20	49	70	76	215
Opponents	70	78	73	108	329

SCORING	TD-Ru-Pa-RI	PAT	FG S	TPTS
Livingsston	0 0 0 0	20-20	13-26	- 0 59
Robinson	9 8 1 0	-	-	- 0 54
E. Johnson	3 3 0 0	-	-	- 0 18
McVea	3 1 2 0	-	-	- 0 18
Trumpy	3 0 3 0	-	-	- 0 18
Sherman	1 0 1 0	4-4	0-1	- 0 10
Banks	1 0 1 0	-	-	- 0 6
Beauchamp	1 0 0 1	-	-	- 0 6
Griffin	1 0 0 1	-	-	- 0 6
Hunt	1 1 0 0	-	-	- 0 6
King	1 0 0 1	-	-	- 0 6
Smiley	1 1 0 0	-	-	- 0 6
Gunner	0 0 0 0	-	-	- 1 2
Bengals	25 14 8 3	24-25	13-27	1 215
Opponents	39 13 25	1 37-39	18-35	2 129
Two-point conversions: none; Bengals 0-1;				
Oponments 0-0.				

PASSING	Att	Cmp	Yds	Cmp %	Yds/Att	TD	TD %	Int %	Lg	Sack-Lost	Rat	
Stoltz	177	85	896	48.0	5.06	5	2.8	5	2.8	60	17-140	60.8
Warren	80	47	506	58.8	6.33	1	1.3	4	5.0	451	10-69	60.7
Wright	35	35	494	83.6	8.98	2	3.6	2	3.5	801	11-68	59.9
Neelley	1	0	0	0.0	0.00	0	0.0	0	0.0	0	0-0	38.6
Bengals	313	167	1896	53.4	6.06	8	2.6	11	3.5	801	38-277	65.4
Opponents	411	212	2903	51.6	7.06	25	6.1	10	2.4	-	32-283	84.6

USUAL STARTERS

OFFENSE		DEFENSE	
SE	Warren McVea,	LE	Jim Griffin
LT	Saint Saffold	LDT	Andy Rice
LG	Ernie Wright	RDT	Bill Staley
LT	Dave Middendorf	RE	Harry Gunner
C	Boh Johnson	LLB	Al Beuchamp
RG	Pal Matson	MLB	Sherrill Headrick
RT	Howard Fest	RLB	Frank Buncom
TE	Bob Trumpy	LHB	Fletcher Smith
FL	Rod Sherman	RHB	Charles King
QB	John Stola	LS	Jess Phillips
RB	Paul Robinson	RS	Bobby Hunt
RB	Tom Smiley		

KICKOFF RETURNS	No	Yds	Avg	Lg	TD
McVea	14	310	22.1	30	0
E. Johnson	14	266	19.0	31	0
Banks	6	106	17.7	24	0
Williams	5	112	22.4	33	0
Spiller	5	91	18.2	28	0
Peterson	3	80	26.7	30	0
Robinson	3	58	19.3	22	0
Phillips	1	23	23.0	23	0
McClure	1	11	11.0	11	0
Randall	1	11	11.0	11	0
Satloff	1	0	0.0	0	0
Bengals	54	1068	19.8	33	0
Opponents	40	977	24.4	100	1

FIELD GOALS	1-19	20-29	30-39	40-49	50+
Livingston	4-6	5-7	3-6	1-6	0-1
Sherman	0-0	0-0	0-1	0-0	0-0
Bennals	4-6	5-7	3-7	1-6	0-1

FIELD GOAL ATTEMPTS BY GAME:

Livinston: (35G, 22G) (49G, 43N) (30B, 32N,
11G, 39G) (41N, 21G, 37N) (44N, 52N) (15G)
(19N) (49N, 37G) (28G, 42N, 16N) (29G, 23G,
16G, 28E, 27N) (12G) (-) (-) (-). **Sherman:** (-)
(-) (-) (-) (-) (-) (-) (-) (-) (-) (-) (-) (32N)

INTERCEPTIONS	No	Yds	Avg	Lg	TD
Phillips	3	26	8.7	23	0
Beauchamp	2	35	17.5	18	1
King	1	32	32.0	32 1/2	1
Gunner	1	20	20.0	20	0
Smith	1	16	16.0	16	0
Hunt	1	15	15.0	15	0
Headrick	1	0	0.0	0	0
Bengals	10	144	14.4	32 1/2	2
Opponents	11	79	7.2	-	0

PUNTING	No	Yds	Avg	TB	Lg	B
Livingston	70	3036	43.4	2	66	0
Smith	8	230	28.8	0	45	0
Keeling	6	170	28.3	0	35	0
Bengals	84	3436	40.9	2	66	0
Opponents	63	2782	44.2	-	-	-

PUNT RETURNS	Ret	FC	Yds	Avg	Lg	TD
E. Johnson	22	2	111	5.0	45	0
Phillips	2	1	16	8.0	11	0
Spiller	2	4	51	25.5	40	0
Williams	2	0	14	7.0	13	0
King	1	0	3	3.0	3	0
Robinson	1	0	1	1.0	1	0
Bengals	30	7	196	6.5	45	0
Opponents	41	-	252	6.1	-	-

TEAM HISTORY

1969 FINAL STATISTICS (4-9-1)

Date	W/L	Score	Opponent	Att.
Sept. 14	W	27-21	Miami	25,335
Sept. 21	W	34-20	San Diego	28,243
Sept. 28	W	24-19	Kansas City	27,812
Oct. 4	L	14-21	at San Diego	52,748
Oct. 12	L	7-21	N.Y. Jets	27,927
Oct. 19	L	23-30	Denver	27,920
Oct. 26	L	22-42	at Kansas City	50,934
Nov. 2	W	31-17	Oakland	27,927
Nov. 9	T	31-31	at Houston	45,298
Nov. 16	L	14-25	Boston	27,927
Nov. 23	L	7-40	at N.Y. Jets	62,128
Nov. 30	L	13-16	at Buffalo	35,122
Dec. 7	L	17-37	at Oakland	54,427
Dec. 14	L	16-27	at Denver	42,198

TEAM STATISTICS		Bengals	Opponents
TOTAL FIRST DOWNS		172	278
Rushing		66	135
Passing		95	130
Penalty		11	13
TOTAL NET YARDS		3868	5337
Avg. Per Game		276.3	381.2
Total Plays		728	935
Avg. Per Play		5.3	5.7
NET YARDS RUSHING		1523	2651
Avg. Per Game		108.8	189.4
Total Rushes		363	523
NET YARDS PASSING		2345	2686
Avg. Per Game		167.5	191.9
Sacked-Yards Lost		57-375	16-180
Gross Yards		2720	2866
Att.-Completions		308-163	396-205
Completion Pct.		52.9	51.8
Had Intercepted		15	21
PUNTS-AVERAGE		85-38.8	55-41.4
PENALTIES-YARDS		50-556	72-824
FUMBLES-BALL LOST		30-25	19-16
TOUCHDOWNS		33	42
Rushing		10	13
Passing		22	24
Returns		1	5

Score by Periods	1	2	3	4	Tot
Bengals	48	92	72	68	280
Opponents	76	130	68	91	365

SCORING	TD	Ru	Pa	Ri	PAT	FG	S	TP
Muhlmann	0	0	0	0	32-33	16-24	0	80
Trumpy	9	0	9	0	-	-	0	54
Crabtree	7	0	7	0	-	-	0	42
Robinson	4	4	0	0	-	-	0	24
Thomas	4	1	3	0	-	-	0	24
Phillips	3	3	0	0	-	-	0	18
Myers	2	0	2	0	-	-	0	12
Cook	1	1	0	0	-	-	0	6
Coslet	1	0	1	0	-	-	0	6
Gunner	1	0	0	1	-	-	0	6
Wyche	1	1	0	0	-	-	0	6
TEAM	0	0	0	0	-	-	1	2

Bengals	33	10	22	1	32-33	16-24	1	280
Opponents	42	13	24	5	41-42	24-46	1	367

Two-point conversions: none. Bengals 0-0; Opponents 0-0.

PASSING	Att	Cmp	Yds	Cmp %	Yds/Att	TD	TD %	INT	Int %	Lg	Sack-Lost	Rat
Cook	197	106	1854	53.8	9.41	15	7.6	11	5.6	781	29-195	88.3
Wyche	108	54	838	50.0	7.76	7	6.5	4	3.7	801	28-180	82.3
Livingston	2	2	15	100.0	7.50	0	0.0	0	0.0	17	0-0	97.9
Gehrke	1	1	13	100.0	13.00	0	0.0	0	0.0	13	0-0	118.6
Bengals	308	163	2720	52.9	8.83	22	7.1	15	4.9	801	57-375	86.5
Opponents	396	205	2866	51.8	7.24	24	6.1	21	5.3	-	16-180	73.5

RUSHING	No	Yds	Avg	Lg	TD
Phillips	118	578	4.9	83	3
Robinson	160	489	3.1	24	4
Cook	25	149	5.9	30	1
Wyche	12	107	8.9	22	1
Turner	23	105	4.6	34	0
E. Johnson	15	54	3.6	13	0
Livingston	1	18	18.0	18	0
Thomas	4	16	4.0	16	1
Lamb	5	8	1.6	7	0
Bengals	363	1523	4.2	83	10
Opponents	523	2651	5.1	80	13

RECEIVING	No	Yds	Avg	Lg	TD
Crabtree	40	855	21.4	73	7
Trumpy	37	835	22.6	80	9
Thomas	33	481	14.6	62	3
Robinson	20	104	5.2	25	0
Phillips	13	128	9.8	31	0
Myers	10	205	20.5	50	2
Turner	5	14	2.8	8	0
Riley	2	15	7.5	17	0
T. Smith	1	41	41.0	41	0
Coslet	1	39	39.0	39	1
E. Johnson	1	3	3.0	3	0
Bengals	163	2720	16.7	80	22
Opponents	205	2866	14.0	71	24

INTERCEPTIONS	No	Yds	Avg	Lg	TD
F. Smith	4	67	16.8	29	0
Hunt	4	66	16.5	27	0
Riley	4	66	16.5	66	0
Peterson	4	23	5.8	17	0
Bergey	2	62	31.0	58	0
Gunner	1	70	70.0	70	1
Beauchamp	1	8	8.0	8	0
Gullory	1	0	0.0	0	0
Bengals	21	362	17.2	70	1
Opponents	15	239	16.0	53	0

PUNTING	No	Yds	Avg	TB	Lg	B
Livingston	70	2769	39.6	5	55	1
Swanson	12	459	38.3	1	55	0
Muhlmann	2	38	19.0	0	38	1
Lamb	1	29	29.0	0	29	0
Bengals	85	3295	38.8	6	55	2
Opponents	55	2275	41.4	-	57	-

PUNT RETURNS	Ret	FC	Yds	Avg	Lg	TD
E. Johnson	17	6	85	5.0	17	0
Thomas	4	3	15	3.8	12	0
Coleman	1	0	0	0.0	0	0
Gullory	1	0	0	0.0	0	0
King	0	0	*35	-	35	0
Gehrke	0	1	0	-	0	0
Bengals	23	10	135	5.9	35	0
Opponents	39	-	297	7.6	-	0

*Lateral

USUAL STARTERS

OFFENSE		DEFENSE	
WR	Eric Crabtree	LE	Royce Berry
LT	Ernie Wright	LDT	Andy Rice
LG	Ernie Park	ROD	Bill Staley
C	Bob Johnson	RE	Steve Chomyszak
RG	Pat Matson	LLB	Al Beauchamp
	Guy Dennis	MLB	Bill Bergey
RT	Howard Fest	RLB	Bill Peterson
TE	Bob Trumpy	LCB	Flatcher Smith
WR	Speedy Thomas	RCB	Ken Riley
QB	Greg Cook	LS	Al Coleman
RB	Paul Robinson	RS	Bobby Hunt
RB	Jess Phillips		

KICKOFF RETURNS	No	Yds	Avg	Lg	TD
E. Johnson	16	362	22.6	51	0
Riley	14	334	23.9	40	0
Gullory	8	170	21.3	28	0
Robinson	5	168	33.6	74	0
Lamb	5	64	12.8	19	0
Phillips	3	52	17.3	29	0
Turner	3	15	5.0	13	0
Gunner	1	0	0.0	0	0
Bengals	55	1165	21.2	74	0
Opponents	39	1065	27.3	105	1

FIELD GOALS	1-19	20-29	30-39	40-49	50+
Muhlmann	6-6	5-5	3-4	1-3	1-6
Bengals	6-6	5-5	3-4	1-3	1-6

FIELD GOAL ATTEMPTS BY GAME:
Muhlmann: (21G, 21G) (17G, 59G, 50N, 23G) (38G) (50B) (51N, 47N) (10G) (36G, 27G) (16G, 37N) (18G) (55N) (-) (16G, 45N, 26G) (50G) (30G, 14G, 43G).

1970 FINAL STATISTICS (8-6-0)

Date	W/L	Score	Opponent	Att.	RUSHING	No	Yds	Avg	Lg	TD
Sept. 20	W	31-21	Oakland	56,616	Phillips	163	648	4.0	76t	4
Sept. 27	L	3-38	at Detroit	58,202	Robinson	149	622	4.2	26t	6
Oct. 4	L	13-20	Houston	55,094	E. Johnson	65	273	4.2	26	2
Oct. 11	L	27-30	at Cleveland	83,520	Carter	34	246	7.2	73	2
Oct. 18	L	19-27	Kansas City	57,265	Wyche	19	118	6.2	23	2
Oct. 25	L	0-20	at Washington	50,415	Dressler	18	77	4.3	17	0
Nov. 2	L	10-21	at Pittsburgh	38,968	Lamb	6	35	5.8	16	0
Nov. 8	W	43-14	at Buffalo	43,587	Crabtree	3	23	7.7	16	0
Nov. 15	W	14-10	Cleveland	60,007	Lewis	2	8	4.0	7	0
Nov. 22	W	34-7	Pittsburgh	59,276	Thomas	2	7	3.5	13	0
Nov. 29	W	26-6	New Orleans	59,342	Bengals	461	2057	4.5	76t	16
Dec. 6	W	17-14	at San Diego	41,461	Opponents	418	1543	3.7	36	11
Dec. 13	W	30-20	at Houston	34,435						
Dec. 20	W	45-7	Boston	60,157						

TOTAL FIRST DOWNS		Bengals	Opponents
Rushing		210	236
Passing		100	87
Penalty		97	131
TOTAL NET YARDS		13	18
Avg. Per Game		3927	4178
Total Plays		280.5	298.4
Avg. Per Play		831	874
NET YARDS RUSHING		4.7	4.8
Avg. Per Game		2057	1543
Total Rushes		146.9	110.2
NET YARDS PASSING		461	418
Avg. Per Game		1870	2635
Sacked-Yards Lost		133.6	188.2
Gross Yards		31-227	28-250
Att.-Completions		2097	2885
Completion Pct.		339-172	428-209
Had Intercepted		50.7	48.8
PUNTS-AVERAGE		11	23
PENALTIES-YARDS		79-46.2	80-43.8
FUMBLES-BALL LOST		71-831	81-784
TOUCHDOWNS		22-12	28-16
Rushing		34	31
Passing		16	11
Returns		12	18
		6	2

Score by Periods	1	2	3	4	Tot
Bengals	56	111	85	60	312
Opponents	49	82	52	72	255

SCORING	TD	Ru	Pa	Rt	PAT	FG	S	TP
Muhlmann	0	0	0	0	33-33	25-37	0	108
Robinson	7	6	1	0	-	-	0	42
Phillips	5	4	1	0	-	-	0	30
E. Johnson	4	2	2	0	-	-	0	24
Parrish	3	0	0	3	-	-	0	18
Berry	2	0	0	2	-	-	0	12
Carter	2	2	0	0	-	-	0	12
Crabtree	2	0	2	0	-	-	0	12
Thomas	2	0	2	0	-	-	0	12
Trumpy	2	0	2	0	-	-	0	12
Wyche	2	2	0	0	-	-	0	12
Beauchamp	1	0	0	1	-	-	0	6
Coslet	1	0	1	0	-	-	0	6
Myers	1	0	1	0	-	-	0	6
Bengals	34	16	12	6	33-34	25-37	0	312
Opponents	31	11	18	2	31-31	12-24	1	255

PASSING	Att	Cmp	Yds	Cmp %	Yds/Att	TD	INT	Int %	Lg	Sack-Lost	Rat	
Carter	278	143	1647	51.4	5.92	9	3.2	9	3.2	56t	21-154	66.9
Wyche	57	26	411	45.6	7.21	3	5.3	2	3.5	51t	10-73	73.1
Lewis	4	3	39	75.0	9.75	0	0.0	0	0.0	18	0-0	105.2
Bengals	339	172	2097	50.7	6.19	12	3.5	11	3.2	56t	31-227	68.4
Opponents	428	209	2885	48.8	6.74	18	4.2	23	5.4	-	28-250	62.5

USUAL STARTERS

OFFENSE		DEFENSE	
WR	Eric Crabtree,	LE	Royce Berry
	Chip Myers	LOD	Mike Reid
LT	Ernie Wright	RDT	Steve Chomyszak
LG	Rufus Mayes	RE	Ron Carpenter
C	Bob Johnson	LLB	Al Beauchamp
RG	Pat Matson	MLB	Bill Bergey
RT	Mike Wilson	RLB	Ken Avery
TE	Bob Trumpy	LCB	Lemar Parrish
WR	Speedy Thomas	RCB	Ken Riley
QB	Virgil Carter	LS	Fletcher Smith
RB	Paul Robinson	RS	Ken Dyer
	Jess Phillips		Al Coleman

FIELD GOALS	1-19	20-29	30-39	40-49	50+
Muhlmann	4-4	5-7	9-11	3-9	4-6
Bengals	4-4	5-7	9-11	3-9	4-6

FIELD GOAL ATTEMPTS BY GAME:	
Muhlmann:	(43N, 38G, 51N) (35G) (51G, 36G, 23B) (23G, 39N, 50G) (36N, 42G, 22N, 47N, 50G) (52N) (43G, 47N) (36G, 43G, 22G, 30G, 13G) (-) (13G, 17G) (11G, 35G, 34G, 22G, 49N) (45N, 40B, 53G) (25G, 30G, 25G) (37G).

INTERCEPTIONS	No	Yds	Avg	Lg	TD
Parrish	5	28	5.6	19	0
Riley	4	17	4.3	14	0
Dyer	3	45	15.0	22	0
Bergey	3	35	11.7	26	0
Graham	3	31	10.3	31	0
Smith	3	17	5.7	17	0
Avery	1	5	5.0	5	0
Beauchamp	1	2	2.0	2	0
Bengals	23	180	7.8	31	0
Opponents	11	150	13.6	37	0

PUNTING	No	Yds	Avg	TB	Lg	B
Lewis	79	3651	46.2	9	63	0
Bengals	79	3651	46.2	9	63	0
Opponents	80	3505	43.8	-	61	-

PUNT RETURNS	Ret	FC	Yds	Avg	Lg	TD
Parrish	23	15	194	8.4	79t	1
E. Johnson	7	1	72	10.3	36	0
Thomas	4	10	20	5.0	11	0
Graham	1	2	41	41.0	41	0
Robinson	1	0	0	0.0	0	0
Smith	1	0	0	0.0	0	0
Bengals	37	28	327	8.8	79t	1
Opponents	48	11	392	8.2	63t	2

KICKOFF RETURNS	No	Yds	Avg	Lg	TD
Parrish	16	482	30.1	95t	1
Robinson	14	363	25.9	36	0
E. Johnson	3	68	22.7	31	0
Dressler	4	48	12.0	22	0
Lamb	2	41	20.5	21	0
Bengals	39	1002	25.7	95t	1
Opponents	33	774	23.5	51	0

1970 SEASON PLAYOFF STATISTICS (0-1)

Date W/L Score Opponent Att.
Dec. 26* L 0-17 at Baltimore 51,127
*AFC Divisional Playoff

TEAM STATISTICS	Bengals	Opponent
TOTAL FIRST DOWNS	7	15
Rushing	2	12
Passing	5	3
Penalty	0	0
3rd Down: Made-Att.	3-14	6-14
3rd Down Pct.	21.4	42.9
4th Down: Made-Att.	0-1	0-0
4th Down Pct.	0.0	—
POSSESSION AVG.	NA	NA
TOTAL NET YARDS	139	299
Avg. Per Game	139.0	299.0
Total Plays	46	66
Avg. Per Play	3.0	4.5
NET YARDS RUSHING	63	170
Avg. Per Game	63.0	170.0
Total Rushes	22	47
NET YARDS PASSING	76	129
Avg. Per Game	76.0	129.0
Sacked-Yards Lost	3-17	2-16
Gross Yards	93	145
Att.-Completions	21-8	17-6
Completion Pct.	38.1	35.3
Had Intercepted	1	0
PUNTS-AVERAGE	8-39.1	6-38.3
Net Punting Avg.	35.6	37.3
PENALTIES-YARDS	1-5	6-63
FUMBLES-BALLS LOST	1-0	0-0
TOUCHDOWNS	0	2
Rushing	0	0
Passing	0	2
Returns	0	0

Score by Periods	1	2	3	4	OT	Tot
Bengals	0	0	0	0	—	0
Opponent	7	3	0	7	—	17

PASSING	Att	Cmp	Yds	Cmp %	Yds/Att	TD	%	INT	%	Lg	Sack-Lost	Rat
Carter	20	7	64	35.0	3.20	0	0.0	1	5.0	16	3-17	23.8
Wyche	1	1	29	100.0	29.00	0	0.0	0	0.0	29	0-0	118.8
Bengals	21	8	93	38.1	4.43	0	0.0	1	4.8	29	3-17	32.4
Opponent	17	6	145	35.3	8.53	2	11.8	0	0.0	53	2-16	106.3

SCORING	TD	Ru	Pa	Rt	K	PAT	FG	S	TP
(None)									
Bengals	0	0	0	0	0-0	0-0	0	0	0
Opponent	2	0	2	0	2-2	1-3	0	17	0

RUSHING	No	Yds	Avg	Lg	TD
Robinson	5	25	5.0	9	0
Carter	2	16	8.0	9	0
Phillips	10	12	1.2	4	0
Lewis	3	10	3.3	9	0
E. Johnson	2	0	0.0	3	0
Bengals	22	63	2.9	9	0
Opponent	47	170	3.6	17	0

RECEIVING	No	Yds	Avg	Lg	TD
Myers	4	66	16.5	29	0
Phillips	2	12	6.0	6	0
Thomas	1	9	9.0	9	0
E. Johnson	1	6	6.0	6	0
Bengals	8	93	11.6	29	0
Opponent	6	145	24.2	53	2

INTERCEPTIONS	No	Yds	Avg	Lg	TD
(None)					
Bengals	0	0	—	—	0
Opponent	1	0	0.0	0	0

PUNTING	No	Yds	Avg	Net	T8	In20	Lg	B
Lewis	8	313	39.1	35.6	0	1	53	0
Bengals	8	313	39.1	35.6	0	1	53	0
Opponent	6	230	38.3	37.3	0	0	45	0

PUNT RETURNS	Ret	FC	Yds	Avg	Lg	TD
Parrish	2	1	6	3.0	3	0
Thomas	0	2	0	—	—	0
Bengals	2	3	6	3.0	3	0
Opponent	7	0	28	4.0	10	0

KICKOFF RETURNS	No	Yds	Avg	Lg	TD
Robinson	2	29	14.5	24	0
Lamb	1	17	17.0	17	0
Bengals	3	46	15.3	24	0
Opponent	1	0	0.0	0	0

FIELD GOALS	1-19	20-29	30-39	40-49	50+
Muhlmann	0-0	0-0	0-0	0-0	0-1
Bengals	0-0	0-0	0-0	0-0	0-1
Opponent	0-0	0-0	0-0	1-2	0-1

FIELD GOAL ATTEMPTS:

Muhlmann: (50B)
Opponent: (50B, 44G, 44N).

DEFENSE/SPECIAL TEAMS/MISC. DEF.

Player	Tkl	Asst	Tot	Sks-Yds	PD	FF	FR-Yds
Bergey	7	7	14	0-0	0	NA	0-0
Chomyszak	5	6	11	1-8	1	NA	0-0
Avery	5	4	9	0-0	0	NA	0-0
Beauchamp	6	2	8	0-0	0	NA	0-0
Berry	4	4	8	1-8	1	NA	0-0
Dyer	3	5	8	0-0	0	NA	0-0
Reid	5	1	7	0-0	0	NA	0-0
Carpenter	4	2	6	0-0	0	NA	0-0
Parrish	4	0	4	0-0	1	NA	0-0
Smith	3	0	3	0-0	0	NA	0-0
Roman	2	1	3	0-0	0	NA	0-0
Baccaglio	2	0	2	0-0	0	NA	0-0
Lamb	1	1	2	0-0	0	NA	0-0
Guillory	1	0	1	0-0	0	NA	0-0
E. Johnson	1	0	1	0-0	0	NA	0-0
Peterson	1	0	1	0-0	0	NA	0-0
Riley	0	1	1	0-0	2	NA	0-0

Blocked kicks: Bergey (1 blocked FG)

1971 FINAL STATISTICS (4-10-0)

Date	W/L	Score	Opponent	Att.
Sept 19	W	37-14	Philadelphia	55,880
Sept 26	L	10-21	at Pittsburgh	48,448
Oct 3	L	17-20	at Green Bay	56,263
Oct 10	L	13-23	Miami	60,099
Oct 17	L	24-27	Cleveland	60,284
Oct 24	L	27-31	at Oakland	54,699
Oct 31	L	6-10	at Houston	37,947
Nov 7	L	6-9	Atlanta	59,604
Nov 14	W	24-10	at Denver	51,200
Nov 21	W	29-13	Houston	59,390
Nov 28	W	31-0	San Diego	59,580
Dec 5	L	27-31	at Cleveland	82,705
Dec 12	L	13-21	Pittsburgh	60,022
Dec 19	L	21-35	at N.Y. Jets	63,151

TEAM STATISTICS	Bengals	Opponents
TOTAL FIRST DOWNS	236	213
Rushing	109	93
Passing	115	102
Penalty	12	18
TOTAL NET YARDS	4266	3906
Avg. Per Game	304.7	279.0
Total Plays	867	811
Avg. Per Play	4.9	4.8
NET YARDS RUSHING	2142	1778
Avg. Per Game	153.0	127.0
Total Rushes	462	446
NET YARDS PASSING	2124	2128
Avg. Per Game	151.7	152.0
Sacked-Yards Lost	40-303	30-254
Gross Yards	2427	2382
Att.-Completions	365-214	335-157
Completion Pct.	58.6	46.9
Had Intercepted	11	27
PUNTS-AVERAGE	73-44.7	73-40.9
PENALTIES-YARDS	82-921	72-722
FUMBLES-BALL LOST	29-12	21-12
TOUCHDOWNS	32	32
Rushing	14	11
Passing	15	19
Returns	3	2

Score by Periods	1	2	3	4	Tot
Bengals	58	64	91	71	284
Opponents	44	71	48	102	265

SCORING	TD	Ru	Pa	Ri	PAT	FG	S	TP
Muhlmann	0	0	0	0	31-31	20-36	0	91
Willis	7	7	0	0	-	-	0	42
E. Johnson	6	4	2	0	-	-	0	36
Coslet	4	0	4	0	-	-	0	24
Trumpy	3	0	3	0	-	-	0	18
Crabtree	2	0	2	0	-	-	0	12
Parrish	2	0	0	2	-	-	0	12
Thomas	2	0	2	0	-	-	0	12
Anderson	1	1	0	0	-	-	0	6
Beauchamp	1	0	0	1	-	-	0	6
Dressler	1	1	0	0	-	-	0	6
Myers	1	0	1	0	-	-	0	6
Phillips	1	0	1	0	-	-	0	6
Robinson	1	1	0	0	-	-	0	6
Carter	0	0	0	0	1	-	0	1
Bengals	32	14	15	3	32-32	20-36	0	284
Opponents	32	11	19	2	31-32	14-22	0	265

PASSING	Att	Cmp	Yds	Cmp %	Yds/Att	TD	INT	Lg	Sack-Lost	Rat
Carter	222	138	1624	62.2	7.32	10	4.5	7	3.2	901
Anderson	131	72	777	55.0	5.93	5	3.8	4	3.1	44
Lewis	10	3	18	30.0	1.80	0	0.0	0	0.0	13
Willis	2	1	8	50.0	4.00	0	0.0	0	0.0	8
Bengals	365	214	2427	58.6	6.65	15	4.1	11	3.0	901
Opponents	335	157	2382	46.9	7.11	19	5.7	27	8.1	-

USUAL STARTERS

OFFENSE	DEFENSE
WR Eric Crabtree,	LE Royce Berry
Chip Myers	LDT Mike Reid
LT Ernie Wright,	RDT Steve Chonyszak
Rufus Mayes	RE Ron Carpenter
LG Howard Felt	LLB Al Beauchamp
C Bob Johnson	MLB Bill Bergey
RG Pat Matson	RLB Ken Avery
RT Vernon Holland	LCB Lamar Parrish
TE Bob Trumpy,	RCB Ken Riley
Bruce Coslet	LS Fletcher Smith,
WR Speedy Thomas,	Neal Craig
Bob Trumpy	RS Sandy Durko
QB Virgil Carter	
RB Paul Robinson	
RB Jess Phillips	

KICKOFF RETURNS	No	Yds	Avg	Lg	TD
Robinson	18	335	18.6	37	0
Parrish	13	296	22.8	30	0
Willis	4	81	20.3	32	0
Phillips	2	49	24.5	31	0
Lamb	2	42	21.0	25	0
E. Johnson	2	40	20.0	21	0
Dressler	1	20	20.0	20	0
Kelly	1	0	0.0	0	0
Bengals	43	863	20.1	37	0
Opponents	39	1024	26.3	-	0

FIELD GOALS	1-19	20-29	30-39	40-49	50+
Muhlmann	6-6	5-8	4-9	4-10	1-3
Bengals	6-6	5-8	4-9	4-10	1-3

FIELD GOAL ATTEMPTS BY GAME:
Muhlmann: (26G, 34N, 36G, 35G) (45N, 33G, 51N) (26G) (16G, 27N, 9G) (12G) (11G, 37B, 36G) (45G, 46G, 27N, 32N) (30N, 51G, 24G) (14G, 48N) (-) (40G, 35N, 43N) (52N, 46G, 24G) (27N, 18G, 22G) (43N, 49N, 44N).

1972 FINAL STATISTICS (8-6-0)

Date	W/L	Score	Opponent	Att.
Sept. 17	W	31-7	at New England	60,999
Sept. 24	W	15-10	Pittsburgh	54,292
Oct. 1	L	6-27	at Cleveland	81,564
Oct. 8	W	21-10	Denver	55,812
Oct. 15	W	23-16	at Kansas City	79,068
Oct. 22	L	12-15	at Los Angeles	73,385
Oct. 29	W	30-7	Houston	59,409
Nov. 5	L	17-40	at Pittsburgh	50,350
Nov. 12	L	14-20	Oakland	59,485
Nov. 19	L	19-20	Baltimore	49,512
Nov. 26	W	13-3	at Chicago	55,701
Dec. 3	W	13-10	N.Y. Giants	59,523
Dec. 9	L	24-27	Cleveland	59,524
Dec. 17	W	61-17	at Houston	32,482

TEAM STATISTICS	Bengals	Opponents
TOTAL FIRST DOWNS	255	207
Rushing	112	98
Passing	122	92
Penalty	21	17
TOTAL NET YARDS	4317	3552
Avg. Per Game	308.4	253.7
Total Plays	899	794
Avg. Per Play	4.8	4.5
NET YARDS RUSHING	1996	1815
Avg. Per Game	142.6	129.6
Total Rushes	491	406
NET YARDS PASSING	2321	1737
Avg. Per Game	165.8	124.1
Sacked-Yards Lost	24-192	38-296
Gross Yards	2513	2033
Att.-Completions	384-219	350-167
Completion Pct.	57.0	47.7
Had Intercepted	11	20
PUNTS-AVERAGE	66-42.1	84-42.4
PENALTIES-YARDS	76-738	69-581
FUMBLES-BALL LOST	28-18	30-9
TOUCHDOWNS	31	24
Rushing	16	11
Passing	10	11
Returns	5	2

Score by Periods	1	2	3	4	Tot
Bengals	36	62	99	102	299
Opponents	37	79	42	71	229

SCORING	TD	Ru	Pa	RI	PAT	FG	S	TP
Muhlmann	0	0	0	0	30-31	27-40	0	111
Dressler	7	6	1	0	—	—	0	42
E. Johnson	6	4	2	0	—	—	0	36
Anderson	3	3	0	0	—	—	0	18
Myers	3	0	3	0	—	—	0	18
Parrish	3	0	0	3	—	—	0	18
Carter	2	2	0	0	—	—	0	12
Trumpy	2	0	2	0	—	—	0	12
Casanova	1	0	0	1	—	—	0	6
Coslet	1	0	1	0	—	—	0	6
Craig	1	0	0	1	—	—	0	6
Phillips	1	1	0	0	—	—	0	6
Thomas	1	0	1	0	—	—	0	6
White	0	0	0	0	—	—	1	2
Bengals	31	16	10	5	30-31	27-40	1	299
Opponents	24	11	11	2	23-24	20-29	1	229

PASSING	Att	Cmp	Yds	Cmp %	Yds/Att	TD	INT	Int %	Lg	Sack-Lost	Rat
Anderson	301	171	1918	56.8	6.37	7	2.3	7	2.3	651	74.0
Carter	82	47	579	57.3	7.06	3	3.7	4	4.9	36	71.1
Willis	1	1	16	100.0	16.00	0	0.0	0	0.0	16	118.8
Bengals	384	219	2513	57.0	6.54	10	2.6	11	2.9	651	73.6
Opponents	350	167	2033	47.7	5.81	11	3.1	20	5.7	68	52.7

USUAL STARTERS

OFFENSE	DEFENSE
WR Speedy Thomas	LE Rayce Berry
LT Stan Walters	LDT Mike Reid
LG Howard Fast	ROD Steve Chomyszak
C Bob Johnson	RE Sherman White
RG Pat Matson	LLB Al Beauchamp
RT Vernon Holland	MLB Bill Bergay
TE Bob Trumpy	RLB Ken Avery
WR Chip Myers	LDB Lemar Parrish
QB Ken Anderson	RCB Ken Riley
RB Essex Johnson	LS Neal Craig
RB Doug Dressler	RS Tammy Casanova

FIELD GOALS	1-19	20-29	30-39	40-49	50+
Muhlmann	6-7	6-10	9-12	5-8	1-3
Bengals	6-7	6-10	9-12	5-8	1-3

FIELD GOAL ATTEMPTS BY GAME:

Muhlmann: (51B, 38G) (32G, 20G, 32G, 34G, 41G) (14G, 26G, 28N, 30N) (49N) (46G, 16G, 12G) (25G, 26N, 21N, 17N) (10G, 42G, 33G) (37G) (21B, 35B) (25G, 40G) (39G, 14G, 39N) (50N, 27G, 40N, 47N, 18G) (31G) (51G, 46G, 24G, 32G).

RECEIVING	No	Yds	Avg	Lg	TD
Myers	57	792	13.9	42	3
Trumpy	44	500	11.4	38	2
Dressler	39	348	8.9	33	1
E. Johnson	29	420	14.5	651	2
Thomas	17	171	10.1	18	1
Phillips	10	50	5.0	15	0
Willis	9	46	5.1	10	0
Joiner	8	133	16.6	25	0
Coslet	5	48	9.6	17	0
Bjue	1	5	5.0	5	0
Bengals	219	2513	11.5	651	11
Opponents	167	2033	12.2	681	10

INTERCEPTIONS	No	Yds	Avg	Lg	TD
Casanova	5	108	21.6	33	0
Parrish	5	90	18.0	331	2
Adams	3	44	14.7	19	0
Riley	3	0	0.0	0	0
Craig	2	76	38.0	631	1
Beauchamp	1	8	8.0	8	0
Jackson	1	0	0.0	0	0
Bengals	20	326	16.3	631	2
Opponents	11	70	6.4	28	0

PUNTING	No	Yds	Avg	TB	Lg	B
Lewis	66	2777	42.1	6	60	0
Bengals	66	2777	42.1	6	60	0
Opponents	84	3559	42.4	—	62	0

PUNT RETURNS	Ret	FC	Yds	Avg	Lg	TD
Casanova	30	19	289	9.6	651	1
Parrish	15	2	141	9.4	511	1
E. Johnson	2	0	7	3.5	7	0
Bengals	47	21	437	9.3	661	2
Opponents	26	16	152	5.8	54	0

KICKOFF RETURNS	No	Yds	Avg	Lg	TD
Jackson	21	509	24.2	62	0
Parrish	15	348	23.2	45	0
Joiner	5	88	17.6	25	0
Casanova	1	34	34.0	34	0
Lewis	1	15	15.0	15	0
E. Johnson	1	13	13.0	13	0
Dennis	1	11	11.0	11	0
Kelly	1	0	0.0	0	0
Bengals	46	1018	22.1	62	0
Opponents	44	984	22.4	34	0

1973 FINAL STATISTICS (10-4-0)

Date	W/L	Score	Opponent	Att.	RUSHING	No	Yds	Avg	Lg	TD
Sept. 16	L	10-28	at Denver	49,059	E. Johnson	195	997	5.1	46	4
Sept. 23	W	24-10	Houston	51,823	Clark	254	989	3.9	26	8
Sept. 30	W	20-13	at San Diego	46,733	Elliott	22	122	5.5	15	1
Oct. 7	L	10-17	at Cleveland	70,805	Anderson	26	97	3.7	17	0
Oct. 14	W	19-7	Pittsburgh	55,819	Wilson	10	39	3.9	11	0
Oct. 21	W	14-6	Kansas City	56,397	Morrison	3	11	3.7	8	0
Oct. 28	L	13-20	at Pittsburgh	45,761	Lewis	3	-7	-2.3	5	0
Nov. 4	L	10-38	at Dallas	54,944	Curtis	2	-11	-5.5	1	0
Nov. 11	W	16-13	at Buffalo	76,927	Bengals	515	2236	4.3	46	13
Nov. 18	W	20-14	N.Y. Jets	55,745	Opponents	459	1807	3.9	52	15
Nov. 25	W	42-24	St. Louis	50,918	RECEIVING	No	Yds	Avg	Lg	TD
Dec. 2	W	27-0	Minnesota	57,859	Curtis	45	843	18.7	77	9
Dec. 9	W	34-17	Cleveland	58,266	Clark	45	347	7.7	39	0
Dec. 16	W	27-24	at Houston	21,955	Trumpy	29	435	15.0	53	5

TEAM STATISTICS	Bengals	Opponents
TOTAL FIRST DOWNS	252	219
Rushing	124	109
Passing	108	97
Penalty	20	13
TOTAL NET YARDS	4512	3705
Avg. Per Game	322.3	264.6
Total Plays	871	840
Avg. Per Play	5.2	4.4
NET YARDS RUSHING	2236	1807
Avg. Per Game	159.7	129.1
Total Rushes	515	459
NET YARDS PASSING	2276	1898
Avg. Per Game	162.6	135.6
Sacked-Yards Lost	24-163	43-342
Gross Yards	2439	2240
Att.-Completions	332-180	338-182
Completion Pct.	54.2	53.8
Had Intercepted	12	18
PUNTS-AVERAGE	68-41.0	77-41.7
PENALTIES-YARDS	83-799	78-710
FUMBLES-BALL LOST	25-14	31-16
TOUCHDOWNS	32	27
Rushing	13	15
Passing	18	9
Returns	1	3

Score by Periods	1	2	3	4	Tot
Bengals	39	100	79	68	286
Opponents	50	61	58	62	231

SCORING	TD	Ru	Pa	Rt	PAT	FG	S	TP
Muhlmann	0	0	0	0	31-32	21-31	0	94
Curtis	0	0	9	0	—	—	0	54
Clark	8	8	0	0	—	—	0	48
E. Johnson	7	4	3	0	—	—	0	42
Trumpy	5	0	5	0	—	—	0	30
Elliott	2	1	1	0	—	—	0	12
Parrish	1	0	0	1	—	—	0	6
Bengals	32	13	18	1	31-32	21-31	0	286
Opponents	27	15	9	3	27-27	14-23	0	231

PASSING	Att	Cmp	Yds	Cmp %	Yds/Att	TD	TD %	Int	%	Lg	Sack-Lost	Rat
Anderson	329	179	2428	54.4	7.38	18	5.5	12	3.6	78	24-163	81.2
Cook	3	1	11	33.3	3.67	0	0.0	0	0.0	11	0-0	45.1
Bengals	332	180	2439	54.2	7.35	18	5.4	12	3.6	78	24-163	80.9
Opponents	338	182	2240	53.8	6.63	9	2.7	18	5.3	—	43-342	61.3

USUAL STARTERS

OFFENSE	DEFENSE
WR Tim George	LE Royce Berry
Charlie Joiner	LDT Mike Reid
Chip Myers	RDT Ron Carpenter
Rufus Mayes	RE Sherman White
LG Howard Fost	LLB Al Beauchamp
C Bob Johnson	MLB Bill Bergey
RG Pat Matson	RLB Ron Pritchard
RT Vernon Holland	LCB Lemar Parrish
TE Bob Trumpy	RCB Ken Riley
WR Isaac Curtis	LS Neal Craig
QB Ken Anderson	RS Tommy Casanova
HB Essex Johnson	
FB Boobie Clark	

KICKOFF RETURNS	No	Yds	Avg	Lg	TD
Jackson	21	520	24.8	41	0
Wilson	8	173	21.6	27	0
Parrish	7	143	20.4	29	0
Lewis	2	40	20.0	27	0
Coslet	1	0	0.0	0	0
Bengals	39	876	22.5	41	0
Opponents	42	1170	27.9	103	1

FIELD GOALS	1-19	20-29	30-39	40-49	50+
Muhlmann	5-5	6-7	5-9	4-6	1-4
Bengals	5-5	6-7	5-9	4-6	1-4

FIELD GOAL ATTEMPTS BY GAME:
Muhlmann: (21G) (39N, 27G, 51N) (42N, 34N, 26N) (38G) (41G, 20G, 52N, 20G, 19G) (32N, 57N) (41G, 17G) (29G) (35G, 33N, 38G, 47N, 33G) (16G, 51G) (-) (22G, 38G) (45G, 10G) (40G, 11G).

PUNTING	No	Yds	Avg	TB	Lg	B
Lewis	68	2790	41.0	4	60	0
Bengals	68	2790	41.0	4	60	0
Opponents	77	3214	41.7	—	—	—

PUNT RETURNS	Ret	FC	Yds	Avg	Lg	TD
Parrish	25	1	200	8.0	47	0
Casanova	15	6	119	7.9	27	0
Blackwood	4	5	12	3.0	4	0
Lewis	1	2	2	2.0	2	0
Bengals	45	14	333	7.4	47	0
Opponents	27	—	123	4.6	—	0

1973 SEASON PLAYOFF STATISTICS (0-1)

Date W/L Score Opponent
Dec. 23* L 16-34 at Miami
*AFC Divisional Playoff

Att.
74,651

SCORING	TD	Ru	Pa	Rt	K-PAT	FG	S	TP
Muhlmann	0	0	0	0	1-1	3-3	0	10
Craig	1	0	0	1	—	—	0	6
Bengals	1	0	0	1	1-1	3-3	0	16
Opponent	4	2	2	0	4-4	2-2	0	34

KICKOFF RETURNS	No	Yds	Avg	Lg	TD
Parrish	1	25	25.0	25	0
Jackson	1	17	17.0	17	0
Bengals	2	42	21.0	25	0
Opponent	2	14	7.0	14	0

TEAM STATISTICS	Bengals	Opponent
TOTAL FIRST DOWNS	11	27
Rushing	5	16
Passing	6	9
Penalty	0	0
3rd Down: Made-Att.	5-14	10-14
3rd Down Pct.	35.7	71.4
4th Down: Made-Att.	0-0	0-0
4th Down Pct.	—	—
POSSESSION AVG.	NA	NA
TOTAL NET YARDS	194	400
Avg. Per Game	194.0	400.0
Total Plays	50	71
Avg. Per Play	3.9	5.6
NET YARDS RUSHING	97	241
Avg. Per Game	97.0	241.0
Total Rushes	20	52
NET YARDS PASSING	97	159
Avg. Per Game	97.0	159.0
Sacked-Yards Lost	3-16	0-0
Gross Yards	113	159
Att.-Completions	27-14	19-11
Completion Pct.	51.9	57.9
Had Intercepted	1	2
PUNTS-AVERAGE	7-36.3	2-49.0
Net Punting Avg.	32.6	36.0
PENALTIES-YARDS	2-19	1-5
FUMBLES-BALLS LOST	0-0	2-1
TOUCHDOWNS	1	4
Rushing	0	2
Passing	0	2
Returns	1	0

Score by Periods	1	2	3	4	OT	Tot
Bengals	3	13	0	0	—	16
Opponent	14	7	10	3	—	34

RUSHING	No	Yds	Avg	Lg	TD
Clark	7	40	5.7	15	0
Anderson	3	26	8.7	22	0
E. Johnson	2	17	8.5	14	0
Elliott	7	15	2.1	5	0
Curtis	1	1	1.0	1	0
Bengals	20	97	4.9	22	0
Opponent	52	241	4.6	27	2

RECEIVING	No	Yds	Avg	Lg	TD
Elliott	9	53	5.9	16	0
Joiner	2	33	16.5	18	0
Clark	2	18	9.0	12	0
Curtis	1	9	9.0	9	0
Bengals	14	113	8.1	18	0
Opponent	11	159	14.5	48	2

INTERCEPTIONS	No	Yds	Avg	Lg	TD
Craig	1	45	45.0	45	1
Casanova	1	0	0.0	0	0
Bengals	2	45	22.5	45	1
Opponent	1	19	19.0	19	0

PUNTING	No	Yds	Avg	Net	T8	In20	Lg	B
Lewis	7	254	36.3	32.6	1	0	50	0
Bengals	7	254	36.3	32.6	1	0	50	0
Opponent	2	98	49.0	36.0	0	0	54	0

PUNT RETURNS	Rel	FC	Yds	Avg	Lg	TD
Casanova	1	0	15	15.0	15	0
Parrish	1	0	11	11.0	11	0
Bengals	2	0	26	13.0	15	0
Opponent	2	4	6	3.0	4	0

FIELD GOALS	1-19	20-29	30-39	40-49	50+
Muhlmann	1-1	1-1	0-0	—	0-0
Bengals	1-1	1-1	0-0	1-1	0-0
Opponent	0-0	0-0	0-0	1-1	1-1

FIELD GOAL ATTEMPTS:
Muhlmann: (24G, 46G, 12G).
Opponent: (50G, 46G).

DEFENSE/SPECIAL TEAMS/MISC. DEF.							
Player	Tkl	Asst	Tot	Sks- Yds	PD	FF	FR- Yds
Bergey	7	5	12	0-0	0	NA	0-0
Carpenter	7	5	12	0-0	0	NA	0-0
Beauchamp	9	2	11	0-0	0	NA	0-0
Casanova	9	1	10	0-0	0	NA	0-0
Berry	5	1	6	0-0	0	NA	0-0
Riley	4	1	5	0-0	0	NA	0-0
Avery	3	2	5	0-0	0	NA	0-0
Craig	3	2	5	0-0	0	NA	0-0
Parrish	3	2	5	0-0	0	NA	0-0
Pritchard	3	2	5	0-0	0	NA	0-0
White	5	0	5	0-0	1	NA	0-0
Adams	1	0	1	0-0	0	NA	0-0
DeLeonie	1	0	1	0-0	0	NA	0-0
Jackson	1	0	1	0-0	0	NA	0-0
LeClair	1	0	1	0-0	0	NA	1-0
Trumpy	1	0	1	0-0	0	NA	0-0
Reid	0	1	1	0-0	0	NA	0-0

Blocked kicks: None.

PASSING	All	Cmp	Yds	Cmp %	Yds/Att	TD	%	INT	%	Lg	Sack-Lost	Rat
Anderson	27	14	113	51.9	4.19	0	0.0	1	3.7	18	3-16	47.3
Bengals	27	14	113	51.9	4.19	0	0.0	1	3.7	18	3-16	47.3
Opponent	19	11	159	57.9	8.37	2	10.5	2	10.5	48	0-0	80.7

1974 FINAL STATISTICS (7-7-0)

Date	W/L	Score	Opponent	Att.
Sept. 15	W	33-7	Cleveland	53,113
Sept. 22	L	17-20	San Diego	51,178
Sept. 29	W	21-3	at San Francisco	49,895
Oct. 6	W	28-17	Washington	56,175
Oct. 13	W	34-24	at Cleveland	70,897
Oct. 20	L	27-30	at Oakland	51,821
Oct. 27	L	21-34	Houston	55,434
Nov. 3	W	24-14	at Baltimore	38,110
Nov. 10	W	17-10	Pittsburgh	57,532
Nov. 17	L	3-20	at Houston	44,054
Nov. 24	W	33-6	Kansas City	49,777
Dec. 2	L	3-24	at Miami	71,962
Dec. 8	L	19-23	Detroit	45,159
Dec. 14	L	3-27	at Pittsburgh	42,878

TEAM STATISTICS		Bengals	Opponents
TOTAL FIRST DOWNS		260	256
Rushing		115	127
Passing		131	109
Penalty		14	20
TOTAL NET YARDS		4489	3942
Avg. Per Game		320.6	281.6
Total Plays		835	892
Avg. Per Play		5.4	4.4
NET YARDS RUSHING		1978	2152
Avg. Per Game		141.3	153.7
Total Rushes		445	497
NET YARDS PASSING		2511	1790
Avg. Per Game		179.4	127.9
Sacked-Yards Lost		37-293	36-320
Gross Yards		2804	2110
Att.-Completions		353-224	359-186
Completion Pct.		63.5	51.8
Had Intercepted		13	9
PUNTS-AVERAGE		66-40.9	81-37.8
PENALTIES-YARDS		78-653	77-640
FUMBLES-BALL LOST		27-18	23-11
TOUCHDOWNS		36	30
Rushing		14	16
Passing		18	13
Returns		4	1

Score by Periods	1	2	3	4	Tot
Bengals	50	95	60	78	283
Opponents	37	63	70	89	259

SCORING	TD	Ru	P	AT	FG	S	TP
Muhlmann	0	0	0	0	32-35	11-18	0 65
Curtis	10	0	10	0	-	-	0 60
B. Clark	6	5	1	0	-	-	0 36
Williams	4	3	1	0	-	-	0 24
Parrish	3	0	0	3	-	-	0 18
Anderson	2	2	0	0	-	-	0 12
Dressler	2	2	0	0	-	-	0 12
Elliott	2	1	1	0	-	-	0 12
Trumpy	2	0	2	0	-	-	0 12
W. Clark	1	1	0	0	-	-	0 6
E. Johnson	1	0	1	0	-	-	0 6
Joiner	1	0	1	0	-	-	0 6
Maddox	1	0	0	1	-	-	0 6
Myers	1	0	0	1	-	-	0 6
Carpenter	0	0	0	0	-	-	1 2
Bengals	36	14	18	4	32-36	11-18	1 283
Opponents	30	16	13	1	28-30	17-22	0 259

PASSING	Att	Cmp	Yds	Cmp %	Yds/Att	TD	%	INT	%	Lg	Sack-Lost	Ret
Anderson	328	213	2667	64.9	8.13	18	5.5	10	3.0	771	36-292	95.7
W. Clark	22	9	98	40.9	4.45	0	0.0	3	13.6	19	1-1	15.2
Green	2	1	22	50.0	11.00	0	0.0	0	0.0	22	0-0	89.6
Elliott	1	1	17	100.0	17.00	0	0.0	0	0.0	17	0-0	118.8
Bengals	353	224	2804	63.5	7.94	18	5.1	13	3.7	771	37-293	89.7
Opponents	359	186	2110	51.8	5.88	13	3.6	9	2.5	-	36-320	71.4

USUAL STARTERS

OFFENSE		DEFENSE	
WR	Isaac Curtis	LE	Ken Johnson
LT	Rufus Mayes	LDT	Mike Reid
LG	Howard Fest	RD	Ron Carpenter
C	Bob Johnson	RE	Sherman White
RG	John Shimmers	LLB	Al Beauchamp
	Pat Malson	MLB	Doug Adams
RT	Stan Walters		Jim LeClair
TE	Bob Trumpy		Ken Avery
WR	Charlie Joiner	RLB	Ron Pritchard
QB	Ken Anderson	LCB	Lemar Parrish
RB	Charles Davis	RCB	Ken Riley
RB	Boobie Clark	LS	Bernard Jackson
		RS	Tommy Casanova

KICKOFF RETURNS	No	Yds	Avg	Lg	TD
Jackson	29	682	23.5	45	0
Davis	12	243	20.3	28	0
McDaniel	3	64	21.3	24	0
Casanova	1	48	48.0	48	0
Parrish	2	36	18.0	21	0
Williams	2	33	16.5	22	0
Dressler	3	32	10.7	18	0
Blackwood	1	17	17.0	17	0
Elliott	1	2	2.0	2	0
Bengals	54	1157	21.4	48	0
Opponents	55	1198	21.8	-	0

FIELD GOALS	1-19	20-29	30-39	40-49	50+
Muhlmann	1-1	2-2	5-9	3-6	0-0
Bengals	1-1	2-2	5-9	3-6	0-0

FIELD GOAL ATTEMPTS BY GAME:	
Muhlmann:	(32G) (34N, 34G) (-) (-) (45N) (-) (-) (40B, 18G, 33B) (30G) (28G, 46N) (39N) (29G) (42G, 34G, 40G, 47G) (38B, 32G).

INTERCEPTIONS	No	Yds	Avg	Lg	TD
Riley	5	33	6.6	19	0
Casanova	2	26	13.0	26	0
Beauchamp	1	34	34.0	34	0
Jackson	1	17	17.0	17	0
Bengals	9	110	12.2	34	0
Opponents	13	140	10.8	-	0

PUNTING	No	Yds	Avg	TB	Lg	B
Green	66	2701	40.9	10	53	0
Bengals	66	2701	40.9	10	53	0
Opponents	81	3061	37.8	-	-	-

PUNT RETURNS	Ret	FC	Yds	Avg	Lg	TD
Casanova	24	2	265	11.0	74	0
Parrish	18	1	338	18.8	901	2
Blackwood	10	3	29	2.9	11	0
Bengals	52	6	632	12.2	901	2
Opponents	41	-	457	11.1	-	0

1975 FINAL STATISTICS (11-3-0)

Date	W/L	Score	Opponent	Att.	RUSHING	No	Yds	Avg	Lg	TD
Sept. 21	W	24-17	Cleveland	52,874	Clark	167	594	3.6	17	4
Sept. 28	W	21-0	at New Orleans	52,531	Fritts	94	375	4.0	22	8
Oct. 5	W	21-19	at Houston	45,321	Elliott	71	308	4.3	27	1
Oct. 12	W	27-10	New England	51,220	Anderson	49	188	3.8	29	2
Oct. 19	W	14-10	Oakland	48,122	E. Johnson	58	177	3.1	15	1
Oct. 26	W	21-14	at Atlanta	45,811	Williams	35	136	3.9	19	2
Nov. 2	L	24-30	Pittsburgh	58,418	Henson	11	38	3.5	8	0
Nov. 9	W	17-16	at Denver	49,919	Reaves	6	13	2.2	9	2
Nov. 17	W	33-24	Buffalo	56,666	Coslet	1	1	1.0	1	0
Nov. 23	L	23-35	at Cleveland	56,427	McDaniel	1	-2	-2.0	-2	0
Nov. 30	W	23-19	Houston	46,128	Curtis	6	-9	-1.5	14	0
Dec. 7	W	31-0	at Philadelphia	56,964	Bengals	499	1819	3.6	29	20
Dec. 13	L	14-35	at Pittsburgh	48,889	Opponents	473	2194	4.6	-	15
Dec. 21	W	47-17	San Diego	46,474						

TEAM STATISTICS	Bengals	Opponents
TOTAL FIRST DOWNS	295	241
Rushing	107	115
Passing	166	107
Penalty	22	19
TOTAL NET YARDS	5060	3923
Avg. Per Game	361.4	280.2
Total Plays	966	889
Avg. Per Play	5.2	4.4
NET YARDS RUSHING	1819	2194
Avg. Per Game	129.9	156.7
Total Rushes	499	473
NET YARDS PASSING	3241	1729
Avg. Per Game	231.5	123.5
Sacked-Yards Lost	34-256	27-272
Gross Yards	3497	2001
Att.-Completions	433-255	389-175
Completion Pct.	58.9	45.0
Had Intercepted	14	22
PUNTS-AVERAGE	68-39.0	77-40.9
PENALTIES-YARDS	88-783	91-824
FUMBLES-BALL LOST	31-20	39-22
TOUCHDOWNS	45	30
Rushing	20	15
Passing	23	11
Returns	2	4

Score by Periods	1	2	3	4	Total
Bengals	84	120	54	82	340
Opponents	36	77	68	65	246

SCORING	TD	Ru	Pa	Rt	PAT	FG	S	TP
Green	0	0	0	0	40-45	10-21	0	70
Fritts	10	8	2	0	-	-	0	60
Curtis	7	0	7	0	-	-	0	42
Joiner	5	0	5	0	-	-	0	30
Clark	4	4	0	0	-	-	0	24
Elliott	4	1	3	0	-	-	0	24
Myers	3	0	3	0	-	-	0	18
Williams	3	2	1	0	-	-	0	18
Anderson	2	2	0	0	-	-	0	12
E. Johnson	2	1	1	0	-	-	0	12
Reaves	2	2	0	0	-	-	0	12
Cobb	1	0	0	1	-	-	0	6
Riley	1	0	0	1	-	-	0	6
Trumpy	1	0	1	0	-	-	0	6
Bengals	45	20	23	2	40-45	10-21	0	340
Opponents	30	15	11	4	26-30	12-14	0	246

PASSING	All	Cmp	Yds	Cmp %	Yds/ All	TD	INT	Int %	Lg	Sack-Lost	Rat	
Anderson	377	228	3169	60.5	8.41	21	5.6	11	2.9	55	32-247	93.9
Reaves	51	25	297	49.0	5.82	2	3.9	3	5.9	51	2-9	55.8
Fritts	4	2	31	50.0	7.75	0	0.0	0	0.0	16	0-0	76.0
Green	1	0	0	0.0	0.00	0	0.0	0	0.0	0	0-0	39.6
Bengals	433	255	3497	58.9	8.08	23	5.3	14	3.2	55	34-256	89.0
Opponents	389	175	2001	45.0	5.14	11	2.8	22	5.7	-	27-272	46.9

USUAL STARTERS

OFFENSE	DEFENSE
WR Isaac Curtis	LE Ken Johnson
LT Rufus Mayes	LDT Bob Brown
LG Howard Fest	ROD Ron Carpenter
C Bob Johnson	RE Sherman White
RG Dave Lapham	LLB Al Beauchamp
RT Vernon Holland	MLB Jim LeClair
TE Bob Trumpy	RLB Ron Pritchard
WR Charlie Joiner	LCB Lemar Parrish
QB Ken Anderson	RCB Ken Riley
HB Stan Fritts	LS Tommy Casanova
LB Lenvil Elliott	RS Bernard Jackson
FB Boobie Clark	

KICKOFF RETURNS	No	Yds	Avg	Lg	TD
Jackson	25	587	23.5	39	0
Elliott	13	272	20.9	46	0
Parrish	4	114	28.5	64	0
McDaniel	3	69	23.0	26	0
Cousino	1	0	0.0	0	0
Bengals	46	1042	22.7	64	0
Opponents	66	1558	23.6	-	0

FIELD GOALS	1-19	20-29	30-39	40-49	50+
Green	1-1	5-8	1-7	3-5	0-0
Bengals	1-1	5-8	1-7	3-5	0-0

FIELD GOAL ATTEMPTS BY GAME:
Green: (44G, 29N) (33N) (-) (21G, 29G) (37N) (41N) (23G) (45G, 28N, 35N) (26G, 18G, 37N) (21G, 25N) (33G) (37N, 48G) (36N, 47N) (-)

INTERCEPTIONS	No	Yds	Avg	Lg	TD
Riley	6	78	12.7	30	1
Jackson	5	97	19.4	34	0
Cobb	4	116	29.0	52	1
LeClair	3	25	8.3	21	0
Blackwood	2	44	22.0	40	0
Davis	1	26	26.0	26	0
Parrish	1	26	26.0	26	0
Bengals	22	410	18.6	52	2
Opponents	14	244	17.4	-	1

PUNTING	No	Yds	Avg	TD	Lg	B
Green	68	2655	39.0	6	57	1
Bengals	68	2655	39.0	6	57	1
Opponents	77	3150	40.7	-	-	-

PUNT RETURNS	Ret	FC	Yds	Avg	Lg	TD
Blackwood	23	0	123	5.3	31	0
Parrish	13	1	83	6.4	34	0
Casanova	11	2	60	5.5	12	0
Cobb	1	3	1	1.0	1	0
Bengals	48	6	267	5.5	34	0
Opponents	42	-	385	9.2	-	1

1975 SEASON PLAYOFF STATISTICS (0-1)

Date W/L Score Opponent
Dec. 28* L 28-31 at Oakland
*AFC Divisional Playoff

Att.
53,039

TEAM STATISTICS	Bengals	Opponent
TOTAL FIRST DOWNS	17	27
Rushing	8	9
Passing	6	15
Penalty	3	3
3rd Down: Made-Att.	3-11	6-14
3rd Down Pct.	27.3	42.9
4th Down: Made-Att.	1-2	0-0
4th Down Pct.	50.0	-
POSSESSION AVG.	NA	NA
TOTAL NET YARDS	258	358
Avg. Per Game	258.0	358.0
Total Plays	57	75
Avg. Per Play	4.5	4.8
NET YARDS RUSHING	97	173
Avg. Per Game	97.0	173.0
Total Rushes	25	51
NET YARDS PASSING	161	185
Avg. Per Game	161.0	185.0
Sacked-Yards Lost	5-40	1-14
Gross Yards	201	199
Att.-Completions	27-17	23-17
Completion Pct.	63.0	73.9
Had Intercepted	0	1
PUNTS-AVERAGE	6-35.8	1-38.0
Net Punting Avg.	21.8	31.0
PENALTIES-YARDS	5-37	7-64
FUMBLES-BALLS LOST	1-0	2-1
TOUCHDOWNS	4	4
Rushing	2	1
Passing	2	3
Returns	0	0

Score by Periods	1	2	3	4	OT	Tot
Bengals	0	7	7	14	-	28
Opponent	3	14	7	7	-	31

PASSING	Att	Cmp	Yds	Cmp %	Yds/ Att	TD	TD %	INT %	Lg	Sack-Lost	Rat	
Anderson	27	17	201	63.0	7.44	2	7.4	0	0.0	37	5-40	110.3
Bengals	27	17	201	63.0	7.44	2	7.4	0	0.0	37	5-40	110.3
Opponent	23	17	199	73.9	8.65	3	13.0	1	4.3	36	1-14	121.2

SCORING	TD	Ru	Pa	Ri	K-PAT	FG	S	TP
Curtis	1	0	1	0	-	-	0	6
Elliott	1	1	0	0	-	-	0	6
Fritts	1	1	0	0	-	-	0	6
Joiner	1	0	1	0	-	-	0	6
Green	0	0	0	0	4-4	0-0	0	4
Bengals	4	2	2	0	4-4	0-0	0	28
Opponent	4	1	3	0	4-4	1-3	0	31

RUSHING	No	Yds	Avg	Lg	TD
Clark	8	46	5.8	10	0
Elliott	4	25	6.3	9	1
Fritts	6	14	2.3	6	1
Anderson	3	12	4.0	8	0
Williams	1	0	0.0	0	0
E. Johnson	3	0	0.0	6	0
Bengals	25	97	3.9	10	2
Opponent	51	173	3.4	18	1

RECEIVING	No	Yds	Avg	Lg	TD
Clark	4	38	9.5	26	0
Myers	3	67	22.3	37	0
Joiner	3	60	20.0	28	1
Curtis	3	20	6.7	14	1
Costat	2	14	7.0	9	0
Elliott	1	9	9.0	9	0
Trumpy	1	-7	-7.0	7	0
Bengals	17	201	11.8	37	2
Opponent	17	199	11.7	36	3

INTERCEPTIONS	No	Yds	Avg	Lg	TD
Riley	1	34	34.0	34	0
Bengals	1	34	34.0	34	0
Opponent	0	0	-	-	0

PUNTING	No	Yds	Avg	Net	TB	In20	Lg	B
Green	6	215	35.8	21.8	1	0	44	0
Bengals	6	215	35.8	21.8	1	0	44	0
Opponent	1	38	38.0	31.0	0	0	38	0

PUNT RETURNS	Ret	FC	Yds	Avg	Lg	TD
Blackwood	1	0	7	7.0	7	0
Bengals	1	0	7	7.0	7	0
Opponent	4	0	64	16.0	24	0

KICKOFF RETURNS	No	Yds	Avg	Lg	TD
Jackson	2	43	21.5	25	0
Elliott	1	18	18.0	18	0
Parrish	1	10	10.0	10	0
Bengals	4	71	17.8	25	0
Opponent	5	121	24.2	37	0

FIELD GOALS	1-19	20-29	30-39	40-49	50+
Green	0-0	0-0	0-0	0-0	0-0
Bengals	0-0	0-0	0-0	0-0	0-0
Opponent	0-0	1-2	0-0	0-1	0-0

FIELD GOAL ATTEMPTS:

Green: (-).
Opponent: (41N, 27G, 21B).

DEFENSE/SPECIAL TEAMS/MISC. DEF.

Player	Tkl	Ass	Tot	Sks-Yds	PD	FF	FR-Yds
LeClair	13	0	13	0-0	1	NA	0-0
Jackson	9	0	9	0-0	1	NA	0-0
Casanova	7	0	7	0-0	1	NA	0-0
Pritchard	7	0	7	0-0	0	NA	0-0
Riley	4	0	4	0-0	1	NA	0-0
White	4	0	4	0-0	0	NA	0-0
Beauchamp	3	0	3	0-0	0	NA	0-0
K. Johnson	3	0	3	0-0	0	NA	0-0
Brown	2	0	2	1-14	0	NA	0-0
Carpenter	2	0	2	0-0	0	NA	1-0
Parrish	2	0	2	0-0	1	NA	0-0
Cousino	1	0	1	0-0	0	NA	0-0
Green	1	0	1	0-0	0	NA	0-0
Harris	1	0	1	0-0	0	NA	0-0
Novak	1	0	1	0-0	0	NA	0-0

Blocked Kicks: White († blocked FG).

1976 FINAL STATISTICS (10-4-0)

Date	W/L	Score	Opponent	Att.	RUSHING	No	Yds	Avg	Lg	TD
Sept. 12	W	17-7	Denver	53,464	Clark	151	671	4.4	24	7
Sept. 19	W	28-7	at Baltimore	50,374	Griffin	138	625	4.5	77	3
Sept. 26	W	27-28	Green Bay	44,103	Elliott	69	276	4.0	24	0
Oct. 3	W	45-24	at Cleveland	75,817	Fritts	47	200	4.3	13	3
Oct. 10	W	21-0	Tampa Bay	49,700	Clark	36	178	4.9	16	1
Oct. 17	L	6-23	at Pittsburgh	48,311	Anderson	31	134	4.3	25	1
Oct. 24	W	27-7	at Houston	45,499	Curtis	3	29	9.7	19	0
Oct. 31	W	21-6	Cleveland	54,776	Shelby	5	9	1.8	3	0
Nov. 8	W	20-12	Los Angeles	52,480	Brow	1	-13	-13.0	-13	0
Nov. 14	W	31-27	Houston	53,243	Bengals	481	2109	4.4	77	15
Nov. 21	W	27-24	at Kansas City	46,259	Opponents	520	1912	3.7	-	11
Nov. 28	L	3-7	Pittsburgh	55,142	RECEIVING	No	Yds	Avg	Lg	TD
Dec. 6	L	20-35	at Oakland	52,430	Curtis	41	766	18.7	85	6
Dec. 12	W	42-3	at N.Y. Jets	31,067	Clark	23	158	6.9	19	1

TEAM STATISTICS

	Bengals	Opponents
TOTAL FIRST DOWNS	238	234
Rushing	114	116
Passing	110	103
Penalty	14	15
TOTAL NET YARDS	4300	3670
Avg. Per Game	307.1	262.1
Total Plays	878	930
Avg. Per Rushing	4.9	3.9
NET YARDS RUSHING	2109	1912
Avg. Per Game	150.6	136.6
Total Rushes	481	520
NET YARDS PASSING	2191	1758
Avg. Per Game	156.5	125.6
Sacked-Yards Lost	37-252	46-444
Gross Yards	2443	2202
Att.-Completions	360-187	364-177
Completion Pct.	51.9	48.6
Had Intercepted	15	26
PUNTS-AVERAGE	76-39.5	86-38.2
PENALTIES-YARDS	79-700	90-768
FUMBLES-BALL LOST	38-20	34-15
TOUCHDOWNS	42	25
Rushing	15	11
Passing	21	13
Returns	6	1

Score by Periods

	1	2	3	4	Tot
Bengals	91	85	91	58	335
Opponents	44	63	49	54	210

SCORING

TD	Ru	Pa	Rt	PAT	FG	S	TP
Bahr	0	0	0	0	39-42	14-27	0 81
Clark	8	7	1	0	-	-	0 48
Trumpy	7	0	7	0	-	-	0 42
Curtis	6	0	6	0	-	-	0 36
Casanova	3	0	0	3	-	-	0 18
Elliott	3	0	3	0	-	-	0 18
Fritts	3	3	0	0	-	-	0 18
Griffin	3	3	0	0	-	-	0 18
Coslet	2	0	2	0	-	-	0 12
Anderson	1	1	0	0	-	-	0 6
Davis	1	1	0	0	-	-	0 6
McDaniel	1	0	1	0	-	-	0 6
Morgan	1	0	0	1	-	-	0 6
Myers	1	0	1	0	-	-	0 6
Riley	1	0	0	1	-	-	0 6
Shelby	1	0	0	1	-	-	0 6
Bacon	0	0	0	0	-	-	1 2
Bengals	42	15	21	6	39-42	14-27	1 335
Opponents	25	11	13	1	24-55	12-22	0 210

PASSING

	Att	Cmp	Yds	Cmp %	Yds/Att	TD	INT	Int %	Lg	Sack	Lost	Rat
Anderson	338	179	2367	53.0	7.00	19	5.8	14	4.1	85	34-235	76.9
Reaves	22	8	76	36.4	3.45	2	9.1	1	4.5	19	3-17	58.1
Bengals	360	187	2443	51.9	6.79	21	5.8	15	4.2	85	37-252	75.7
Opponents	364	177	2202	48.6	6.05	13	3.6	26	7.1	-	46-444	50.0

USUAL STARTERS

OFFENSE	DEFENSE
WR Billy Brooks	LE Gary Burley
LT Rufus Mayes	LDT Bob Brown
LG John Shimmers	ADT Ron Carpenter
C Bob Johnson	RE Roy Bacon
RG Dave Lapham	LLB Jo Harris
TE Vernon Holland	MLB Jim LeClair
RT Bob Trumpy	RLB Reggie Williams
WR Isaac Curtis	LCB Lemar Parrish
QB Ken Anderson	RCB Ken Riley
HB Archie Griffin	LS Tommy Casanova
FB Boobie Clark	RS Marvin Cobb,
	Bernard Jackson

FIELD GOALS 1-19 20-29 30-39 40-49 50+

Bahr	1-1	6-8	2-4	3-8	2-6
Bengals	1-1	6-8	2-4	3-8	2-6

FIELD GOAL ATTEMPTS BY GAME:

Bahr: (21G, 44N, 46N) (51G, 26G) (38G, 50N, 45R, 40N) (40G) (22N) (22G, 19G, 34N) (28G, 34G, 46N) (28N) (50N) (50G) (51N) (40G) (50N) (33G, 47G, 20G, 25G).

DEFENSE/SPECIAL TEAMS/MISC. DEF.

Player	Tkl	Asst	Tot	Sks-Yds	PD	FF	FR-Yds
Williams	83	23	106	2-24	7	0	0-0
LeClair	81	25	106	0-0	3	1	0-0
Burley	69	11	80	10-90.5	1	1	1-10
Harris	54	15	69	1-5-6.5	4	3	1-4-2
Brown	55	10	65	2-21	0	1	1-0
Carpenter	50	15	65	5-5-5.4	3	0	2-0
Bacon	52	10	62	22-217	2	5	2-4-8
Cobb	36	7	43	0-0	5	0	0-0
Parrish	36	7	43	0-0	12	0	0-0
Jackson	30	5	35	0-0	8	0	3-13
Cameron	27	6	33	0-0	1	0	0-0
Casanova	25	6	31	0-0	7	0	1-25
Riley	28	2	30	0-0	14	0	2-0
Morgan	19	3	22	0-0	3	0	1-32
Devlin	15	4	19	0-0	1	0	0-0
Perry	14	3	17	0-0	2	0	1-0
Pritchard	14	1	15	1-12	1	1	0-0
Davis	9	2	11	0-0	0	0	0-0
Fairchild	5	2	7	0-0	0	0	0-0
K. Johnson	5	2	7	1-10	2	0	0-0
Kollar	5	0	5	1-10	1	0	0-0
Shelby	5	0	5	0-0	0	0	0-0
B. Johnson	3	1	4	0-0	0	0	0-0
Lapham	3	0	3	0-0	0	0	0-0
McDaniel	3	0	3	0-0	0	0	0-0
Fritts	2	0	2	0-0	0	0	0-0
Hunt	2	0	2	0-0	0	0	0-0
Myers	2	0	2	0-0	0	0	0-0
Coslet	1	1	2	0-0	0	0	0-0
Bujnoch	1	0	1	0-0	0	0	0-0
Clark	1	0	1	0-0	0	0	0-0
Elliott	1	0	1	0-0	0	0	0-0
Shimmers	1	0	1	0-0	0	0	0-0

Blocked kicks: Bacon (1 blocked FG), Carpenter (1 blocked FG), Morgan (1 blocked FG).

1977 FINAL STATISTICS (8-6-0)

Date	W/L	Score	Opponent	Att.	RUSHING	No	Yds	Avg	Lg	TD
Sept. 18	L	3-13	Cleveland	52,847	P. Johnson	153	585	3.8	65	4
Sept. 25	W	42-20	Seattle	45,579	Griffin	137	549	4.0	31	0
Oct. 2	L	3-24	at San Diego	40,352	Elliott	65	269	4.1	32	0
Oct. 9	W	17-7	at Green Bay	53,653	Clark	68	226	3.3	101	1
Oct. 17	L	14-20	at Pittsburgh	47,950	K. Anderson	26	128	4.9	17	2
Oct. 23	L	13-24	Denver	54,395	Davis	27	81	3.0	13	2
Oct. 30	W	13-10*	Houston	53,194	Casanova	1	20	20.0	20	0
Nov. 6	W	10-7	at Cleveland	81,932	Bujnoch	1	4	4.0	41	1
Nov. 13	L	10-42	at Minnesota	45,371	McNally	1	4	4.0	4	0
Nov. 20	W	23-17	Miami	46,733	Ma. Cobb	1	0	0.0	0	0
Nov. 27	W	30-13	N.Y. Giants	32,705	Reaves	5	0	0.0	0	0
Dec. 4	W	27-7	at Kansas City	38,488	Corbett	1	-1	-1.0	-1	0
Dec. 10	W	17-10	Pittsburgh	36,133	Brooks	2	-4	-2.0	4	0
Dec. 18	L	16-21	at Houston	46,212	Bengals	488	1861	3.8	65	10
*Overtime					Opponents	525	1897	3.6	-	15

TEAM STATISTICS	Bengals	Opponents
TOTAL FIRST DOWNS	248	253
Rushing	110	113
Passing	112	113
Penalty	26	27
TOTAL NET YARDS	4194	4124
Avg. Per Game	299.6	294.6
Total Plays	904	901
Avg. Per Play	4.6	4.6
NET YARDS RUSHING	1861	1897
Avg. Per Game	132.9	135.5
Total Rushes	488	525
NET YARDS PASSING	2333	2227
Avg. Per Game	166.6	159.1
Sacked-Yards Lost	31-217	25-226
Gross Yards	2550	2453
Alt.-Completions	385-192	351-196
Completion Pct.	49.9	55.8
Had Intercepted	16	16
PUNTS-AVERAGE	70-41.3	72-37.6
PENALTIES-YARDS	89-859	103-788
FUMBLES-BALL LOST	37-16	34-23
TOUCHDOWNS	26	29
Rushing	10	15
Passing	12	14
Returns	4	0

Score by Periods	1	2	3	4	OT	Total
Bengals	75	71	35	54	3	238
Opponents	38	97	36	64	0	235

SCORING	TD	Ru	Pa	Rt	PAT	FG	S	TP
Bahr	0	0	0	0	25-26	19-27	0	82
Brooks	4	0	4	0	-	-	0	24
P. Johnson	4	0	4	0	-	-	0	24
McNally	3	0	3	0	-	-	0	18
K. Anderson	2	2	0	0	-	-	0	12
Curtis	2	0	2	0	-	-	0	12
Davis	2	2	0	0	-	-	0	12
Williams	2	0	2	0	-	-	0	12
Bujnoch	1	1	0	0	-	-	0	6
Clark	1	1	0	0	-	-	0	6
Corbett	1	0	1	0	-	-	0	6
Elliott	1	0	1	0	-	-	0	6
Parrish	1	0	0	1	-	-	0	6
Shelby	1	0	0	1	-	-	0	6
Trumpy	1	0	0	1	-	-	0	6
Bengals	26	10	12	4	25-26	19-27	0	238
Opponents	29	15	14	0	26-29	11-18	1	235

PASSING	Att	Cmp	Yds	Cmp %	Yds/Att	TD	Int	Lg	Sack-Lost	Rat
K. Anderson	323	166	2145	51.4	6.64	11	3.4	941	28-197	63.7
Reaves	59	24	383	40.7	6.49	0	0.0	5	8.5	40
Ma. Cobb	1	0	0	0.0	0.00	0	0.0	0	0-0	39.6
Griffin	1	1	18	100.0	18.00	1	100.0	0	0	181
McNally	1	1	4	100.0	4.00	0	0.0	0	0-0	83.3
Bengals	385	192	2550	49.9	6.62	12	3.1	941	31-217	64.3
Opponents	351	196	2453	55.8	6.99	14	4.0	16	4.6	- 25-226

USUAL STARTERS

OFFENSE	DEFENSE
WR Isaac Curtis	LE Gary Burley
LT Rufus Mayes	LDT Eddie Edwards
LG John Shimmers	RDT Wilson Whitley
	RE Coy Bacon
CB Bob Johnson	LLB Bo Harris
RG Dave Lapham	MLB Jim LeClair
RT Vernon Holland	RLB Reggie Williams
TE Bob Trumpy	LCB Lemar Parrish
WR Billy Brooks	RCB Ken Riley
QB Ken Anderson	SS Tommy Casanova
HB Archie Griffin	FS Marvin Cobb
FB Pete Johnson	

KICKOFF RETURNS	No	Yds	Avg	Lg	TD
Shelby	19	403	21.2	38	0
Griffin	9	192	21.3	31	0
J. Anderson	8	129	16.1	21	0
Davis	3	42	14.0	18	0
Holden	2	42	21.0	24	0
Elliott	1	23	23.0	23	0
Parrish	1	23	23.0	23	0
Ma. Cobb	1	15	15.0	15	0
P. Johnson	1	11	11.0	11	0
Fairchild	1	6	6.0	6	0
Bengals	46	886	19.3	38	0
Opponents	49	1029	21.4	-	0

FIELD GOALS	1-19	20-29	30-39	40-49	50+
Bahr	1-1	10-11	4-8	4-6	0-1
Bengals	1-1	10-11	4-8	4-6	0-1

FIELD GOAL ATTEMPTS BY GAME:
Bahr: (25G, 47N, 38N) (-) (35G) (36N, 32G) (-) (24G, 57N, 19G) (39N, 23G, 22G) (47G) (23G, 48N) (43G, 44G, 42G) (32G) (20G, 35G) (37N, 24N, 24G) (24G, 27G, 28G).

DEFENSE/SPECIAL TEAMS/MISC. DEF.								
Player	Tkl	Asst	Tot	Sks-Yds	PD	FF	FR-Yds	
Williams	104	16	120	0.5-7.5	2	1	2-0	
LeClair	82	26	108	2-21	3	0	3-0	
Edwards	60	11	71	4-31	1	1	1-0	
Harris	50	17	67	2-20.5	9	0	0-0	
Burley	55	11	66	6.5-71.5	1	0	1-0	
Whitley	36	13	49	0-0	5	0	1-0	
Riley	43	3	46	0-0	11	0	1-6	
Ma. Cobb	34	8	42	0-0	4	0	0-0	
Anderson	35	6	41	0-0	1	1	2-0	
Bacon	27	9	36	5.5-45.5	3	0	2-0	
Casanova	26	6	34	0.5-5	5	1	1-0	
W. Johnson	28	4	32	1-11	0	0	0-0	
Parrish	25	2	27	0-0	12	0	0-0	
Morgan	24	3	27	0-0	6	0	1-0	
Cameron	16	5	22	0-0	0	1	0-0	
Phillips	15	1	16	0-0	2	1	1-0	
Davis	10	2	12	0-0	0	0	1-0	
Corbett	8	3	11	0-0	0	0	0-0	
K. Johnson	5	2	7	1-13	0	0	0-0	
Perry	6	0	6	0-0	0	0	0-0	
Shelby	6	0	6	0-0	0	0	0-0	
Holden	2	2	4	0-0	0	0	1-0	
B. Johnson	2	1	3	0-0	0	0	0-0	
Clark	2	0	2	0-0	0	0	0-0	
Elliott	2	0	2	0-0	0	0	1-0	
Griffin	2	0	2	0-0	0	0	0-0	
P. Johnson	2	0	2	0-0	0	0	0-0	
Brooks	1	0	1	0-0	0	0	0-0	
Bujnoch	1	0	1	0-0	0	0	0-0	
Curtis	1	0	1	0-0	0	0	0-0	
Fairchild	1	0	1	0-0	0	0	0-0	
McDaniel	1	0	1	0-0	0	0	0-0	
Reaves	1	0	1	0-0	0	0	0-0	
Walker	1	0	1	0-0	0	0	0-0	
Wells	1	0	1	0-0	0	0	1-0	

Blocked kicks: Davis (1 blocked punt), LeClair (1 blocked PAT), Perry (1 blocked punt), Phillips (1 blocked punt).

TEAM HISTORY

1978 FINAL STATISTICS (4-12-0)

Date	W/L	Score	Opponent	Att.
Sept. 3	L	23-24	Kansas City	41,810
Sept. 10	L	10-13*	at Cleveland	72,691
Sept. 17	L	3-28	Pittsburgh	50,260
Sept. 24	L	18-20	New Orleans	40,455
Oct. 1	L	12-28	at San Francisco	41,107
Oct. 9	L	0-21	at Miami	54,729
Oct. 15	L	3-10	New England	48,699
Oct. 22	L	0-5	at Buffalo	47,754
Oct. 29	W	28-13	Houston	50,532
Nov. 5	L	13-22	at San Diego	43,639
Nov. 13	L	21-34	Oakland	51,374
Nov. 19	L	6-7	at Pittsburgh	47,578
Nov. 26	L	10-17	at Houston	43,245
Dec. 3	W	37-7	Atlanta	25,336
Dec. 11	W	20-19	at Los Angeles	47,471
Dec. 17	W	48-16	Cleveland	46,385

*Overtime

TEAM STATISTICS	Bengals	Opponents
TOTAL FIRST DOWNS	271	269
Rushing	105	121
Passing	141	118
Penalty	25	30
TOTAL NET YARDS	4872	4632
Avg. Per Game	304.5	289.5
Total Plays	1034	1036
Avg. Per Play	4.7	4.5
NET YARDS RUSHING	2131	2396
Avg. Per Game	133.2	149.8
Total Rushes	526	607
NET YARDS PASSING	2741	2236
Avg. Per Game	171.3	139.8
Sacked-Yards Lost	38-298	33-284
Gross Yards	3039	2520
Att.-Completions	470-250	396-193
Completion Pct.	53.2	48.7
Had Intercepted	30	20
PUNTS-AVERAGE	95-42.4	108-41.6
PENALTIES-YARDS	110-95.6	123-107.4
FUMBLES-BALL LOST	36-19	36-17
TOUCHDOWNS	29	34
Rushing	10	16
Passing	14	14
Returns	5	4

Score by Periods	1	2	3	4	OT	Tot.
Bengals	30	79	46	97	0	252
Opponents	66	106	53	56	3	284

SCORING	TD-Ru	Pa-Rt	PAT	FG	S	TP
Bahr	0	0	0	26-29	16-30	0
P. Johnson	7	7	0	0	0	42
Bass	5	0	4	1	0	30
Curtis	3	0	3	0	0	18
A. Griffin	3	0	3	0	0	18
Perry	3	0	0	3	0	18
Brooks	2	0	2	0	0	12
Davis	2	2	0	0	0	12
Walker	2	0	2	0	0	12
Anderson	1	1	0	0	0	6
Jauron	1	0	0	1	0	6
Burley	0	0	0	0	0	2
TEAM	0	0	0	0	0	2
Bengals	29	10	14	5	26-29	16-30
Opponents	34	16	14	4	30-34	16-23
						2
						284

PASSING	Att	Cmp	Yds	Cmp %	Yds/ Att	TD	TD %	INT	Int %	Lg	Sack-Lost	Rat
Anderson	319	173	2219	54.2	6.96	10	3.1	22	6.9	57	30-237	58.0
Reaves	144	74	790	51.4	5.49	3	2.1	8	5.6	51	8-61	51.6
Hertel	4	1	9	25.0	2.25	0	0.0	0	0.0	9	0-0	39.6
A. Griffin	3	2	21	66.7	7.00	1	33.3	0	0.0	18	0-0	126.4
Bengals	470	250	3039	53.2	6.47	14	3.0	30	6.4	57	38-298	56.7
Opponents	396	193	2520	48.7	6.36	14	3.5	20	5.1	57	33-284	60.0

RUSHING	No	Yds	Avg	Lg	TD
P. Johnson	180	762	4.2	50	7
A. Griffin	132	484	3.7	30	0
Turner	84	333	4.0	65	0
Clark	40	187	4.7	20	0
Anderson	29	167	5.8	16	1
Elliott	29	75	2.6	12	0
Davis	21	57	2.7	15	2
Reaves	6	50	8.3	20	0
Dinkel	1	20	20.0	20	0
Curtis	1	1	1.0	1	0
Law	1	0	0.0	0	0
Bass	1	-1	-1.0	-1	0
Bengals	526	2131	4.1	65	10
Opponents	607	2396	3.9	65	16

RECEIVING	No	Yds	Avg	Lg	TD
Curtis	47	737	15.7	57	3
A. Griffin	35	284	8.1	27	3
P. Johnson	31	236	7.6	34	0
Brooks	30	506	16.9	45	2
Bass	27	447	16.6	51	4
McInally	15	189	12.6	49	0
Corbett	12	187	15.6	51	0
Walker	12	126	10.5	28	2
Elliott	12	100	8.3	18	0
Clark	11	73	6.6	26	0
Turner	11	50	4.5	8	0
Law	5	81	16.2	20	0
Davis	2	23	11.5	14	0
Bengals	250	3039	12.2	57	14
Opponents	193	2520	13.1	57	14

INTERCEPTIONS	No	Yds	Avg	Lg	TD
Jauron	4	52	13.0	24	1
Perry	3	59	19.7	39	2
Riley	3	33	11.0	17	0
Bredden	3	25	8.3	18	0
Morgan	1	64	64.0	64	0
Shumon	1	46	46.0	46	0
Cobb	1	13	13.0	13	0
LeClair	1	11	11.0	11	0
Williams	1	11	11.0	11	0
Edwards	1	2	2.0	2	0
Dinkel	1	1	1.0	1	0
Bengals	20	319	16.0	64	3
Opponents	30	211	7.0	64	2

PUNTING	No	Yds	Avg	TB	Lg	B
McInally	91	3919	43.1	10	55	0
Bahr	4	108	27.0	1	41	0
Bengals	95	4027	42.4	11	65	0
Opponents	108	4496	41.6	11	65	0

PUNT RETURNS	Ret	FC	Yds	Avg	Lg	TD
Law	25	4	106	4.2	17	0
Davis	22	8	130	5.9	12	0
Bredden	6	1	-12	-2.0	1	0
Bass	3	0	8	2.7	7	0
Jauron	3	2	32	10.7	15	0
Bengals	59	15	264	4.5	17	0
Opponents	58	1	-564	9.7	0	0

USUAL STARTERS

OFFENSE	DEFENSE
WR Isaac Curtis	LE Gary Burley
LT Mike Wilson	LDT Wilson Whitley
Rufus Mayes	ROT Eddie Edwards
LG Glenn Buijnoch	RE Ross Browner
C Blair Bush	LLB Glenn Cameron
RG Dave Lapham	MLB Jim LeClair
RT Vernon Holland	RLB Reggie Williams
TE Don Bass	LGB Louis Breeden
WR Billy Brooks	RCB Ken Riley
QB Ken Anderson	SS Marvin Cobb
HB Archie Griffin	FS Scott Perry
Deacon Turner	
Pete Johnson	
Boobie Clark	

KICKOFF RETURNS	No	Yds	Avg	Lg	TD
R. Griffin	37	787	21.3	39	0
Bass	7	138	19.7	33	0
A. Griffin	4	94	23.5	26	0
Davis	3	51	17.0	21	0
Law	2	30	15.0	17	0
Turner	1	24	24.0	24	0
Corbett	1	15	15.0	15	0
Bredden	1	12	12.0	12	0
Clark	1	11	11.0	11	0
Vincent	1	2	2.0	2	0
Bengals	58	1164	20.1	39	0
Opponents	49	1105	22.6	39	0

FIELD GOALS	1-19	20-29	30-39	40-49	50+
Bahr	0-0	5-7	4-8	6-12	1-3
Bengals	0-0	5-7	4-8	6-12	1-3

FIELD GOAL ATTEMPTS BY GAME:
Bahr: (42G) (30B, 37N, 37G) (50N, 33G) (47N, 42G, 22G, 20G) (46G) (29B) (25N, 52G, 44N, 51N) (-) (45N) (49N) (-) (48N, 29G, 48G) (38N, 34G) (46N, 32G) (24G, 37B, 42G) (23G, 49G).

DEFENSE/SPECIAL TEAMS/MISC. DEF.	Player	Tkl	Asst	Tot	Sks	Yds	PD	FF	FR-Yds
LeClair	91	27	118	2-22	2	1	0-0		
Cameron	63	30	93	3-23	4	0	0-0		
Williams	69	17	86	3-20	10	1	1-30		
Burley	63	19	82	4-29	2	2	0-0		
Bredden	60	9	69	1-4	12	0	0-0		
Brown	53	16	69	6.5-73.5	2	2	2-3		
Cobb	50	12	62	0-0	12	0	0-0		
Whitley	43	15	58	3-30	2	0	2-10		
Edwards	45	12	57	5.5-39.5	0	0	2-0		
Dinkel	30	11	41	2-16	1	1	3-0		
Jauron	29	12	41	1-15	4	0	0-0		
Perry	35	14	49	0-0	8	0	1-0		
Riley	26	2	28	0-0	11	0	1-0		
DePaso	15	5	20	0-0	0	0	1-0		
Morgan	14	6	20	0-0	3	1	0-0		
Shumon	6	5	11	0-0	0	0	0-0		
Clark	10	0	10	0-0	0	0	0-0		
Corbett	9	1	10	0-0	0	0	0-0		
Vincent	6	4	10	0-0	1	0	0-0		
R. Griffin	9	0	9	0-0	0	0	1-0		
Davis	8	1	9	0-0	0	0	0-0		
Harris	7	0	7	2-12	2	0	1-0		
Bush	6	1	7	0-0	0	0	0-0		
Devlin	3	3	6	0-0	0	0	0-0		
Roud	5	0	5	0-0	0	0	0-0		
Bass	4	0	4	0-0	0	0	1-0		
Elliott	3	0	3	0-0	0	0	0-0		
Phillips	3	0	3	0-0	0	0	0-0		
Pureifory	3	0	3	0-0	0	0	0-0		
A. Griffin	2	0	2	0-0	0	0	0-0		
B. Johnson	2	0	2	0-0	0	0	1-0		
Lapham	2	0	2	0-0	0	0	0-0		
Law	2	0	2	0-0	0	0	0-0		
Bahr	1	1	2	0-0	0	0	0-0		
Curtis	1	0	1	0-0	0	0	0-0		
McInally	1	0	1	0-0	0	0	0-0		
Turner	0	1	1	0-0	0	0	0-0		

Blocked Kicks: Perry (1 blocked punt).

1979 FINAL STATISTICS (4-12-0)

Date	W/L	Score	Opponent	Att.	RUSHING	No	Yds	Avg	Lg	TD
Sept. 2	L	0-10	at Denver	74,788	P. Johnson	243	865	3.6	35	14
Sept. 9	L	24-51	at Buffalo	43,504	A. Griffin	140	688	4.9	63	0
Sept. 16	L	14-20	New England	41,805	Alexander	88	286	3.3	17	1
Sept. 23	L	27-30*	Houston	45,615	Anderson	28	235	8.4	21	2
Sept. 30	L	13-38	at Dallas	63,179	Thompson	21	116	5.5	21	5
Oct. 7	L	7-10	Kansas City	40,041	Turner	28	86	3.1	10	1
Oct. 14	W	34-10	Pittsburgh	52,381	Bass	4	35	8.8	14	0
Oct. 21	L	27-28	at Cleveland	75,119	McInally	1	18	18.0	18	0
Oct. 28	W	37-13	Philadelphia	42,036	Dinkel	2	14	7.0	9	0
Nov. 4	L	28-38	at Baltimore	37,740	Kreider	2	0	0.0	0	0
Nov. 11	L	24-26	San Diego	40,782	Poole	1	-3	-3.0	-3	0
Nov. 18	L	21-42	at Houston	49,829	Curtis	2	-11	-5.5	-4	0
Nov. 25	W	34-28	St. Louis	25,103	Bengals	560	2329	4.2	63	23
Dec. 2	L	17-37	at Pittsburgh	46,521	Opponents	528	2219	4.2	-	22
Dec. 9	L	14-28	at Washington	52,882						
Dec. 16	W	16-12	Cleveland	42,183						

*Overtime

TEAM STATISTICS	Bengals	Opponents
TOTAL FIRST DOWNS	289	334
Rushing	138	133
Passing	131	175
Penalty	20	26
TOTAL NET YARDS	4639	5911
Avg. Per Game	289.9	369.4
Total Plays	1049	1052
Avg. Per Play	4.4	5.6
NET YARDS RUSHING	2329	2219
Avg. Per Game	145.6	138.7
Total Rushes	560	528
NET YARDS PASSING	2310	3692
Avg. Per Game	144.4	230.8
Sacked-Yards Lost	63-511	32-216
Gross Yards	2821	3903
Att.-Completions	426-228	492-275
Completion Pct.	53.5	55.9
Had Intercepted	15	20
PUNTS-AVERAGE	91-40.4	71-38.6
PENALTIES-YARDS	85-744	101-871
FUMBLES-BALL LOST	24-14	39-24
TOUCHDOWNS	43	52
Rushing	23	22
Passing	17	27
Returns	3	3

Score by Periods	1	2	3	4	OT	Tot
Bengals	83	115	75	54	0	337
Opponents	57	140	106	115	3	421

SCORING	Td-Ru-Pa-Rt	PAT	FG	S	TP
P. Johnson	15 14 1 0	-	-	0	50
Bahr	0 0 0 0	40-42	13-23	0	79
Curtis	8 0 6 0	-	-	0	48
Thompson	5 5 0 0	-	-	0	30
Bass	3 0 3 0	-	-	0	18
Anderson	2 2 0 0	-	-	0	12
A. Griffin	2 0 2 0	-	-	0	12
Alexander	1 1 0 0	-	-	0	6
Brooks	1 0 1 0	-	-	0	6
R. Griffin	1 0 0 1	-	-	0	6
Kurnick	1 0 0 1	-	-	0	6
LeClair	1 0 0 1	-	-	0	6
Ross	1 0 1 0	-	-	0	6
Turner	1 1 0 0	-	-	0	6
Walker	1 0 1 0	-	-	0	6
Bengals	43 23 17	3	40-43	13-23	0 337
Opponents	52 22 27	3	49-52	20-27	0 421

PASSING	Att	Cmp	Yds	Cmp %	Yds/Att	TD	%	INT	%	Lg	Sack-Lost	Rat
Anderson	339	189	2340	55.8	6.90	16	4.7	10	2.9	731	46-324	80.7
Thompson	87	39	481	44.8	5.53	1	1.1	5	5.7	50	16-178	42.4
Kreider	0	0	0	0.0	0.00	0	0.0	0	0.0	0	1-9	-
Bengals	426	228	2821	53.5	6.62	17	4.0	15	3.5	731	63-511	72.9
Opponents	492	275	3908	55.9	7.94	27	5.5	20	4.1	-	32-216	83.1

USUAL STARTERS

OFFENSE	DEFENSE
WR Don Bass	LE Gary Burley
LT Mike Wilson	LDT Eddie Edwards
LG Glenn Bujnoch	RDT Wilson Whitley
C Blair Bush	RE Ross Browner
RG Dave Lapham	LLB Bo Harris
RT Vernon Holland	MLB Jim LeClair
TE Dan Ross	RLB Reggie Williams
WR Isaac Curtis	LCB Louis Breedren
QB Ken Anderson	RCB Ken Riley
HB Archie Griffin	SS Marvin Cobb
FB Pete Johnson	FS Dick Jauren

FIELD GOALS	1-19	20-29	30-39	40-49	50+
Bahr	0-0	4-6	3-7	4-8	2-2
Bengals	0-0	4-6	3-7	4-8	2-2

FIELD GOAL ATTEMPTS BY GAME

Bahr: (-) (24G) (37N) (48N, 55G, 32N, 52G) (48G, 38G) (43N) (49N) (25N) (24G, 24G, 43G) (38N) (28G) (-) (38G, 33G, 27N) (37N, 46G) (-) (43G, 46N)

DEFENSE/SPECIAL TEAMS/MISC. DEF.

Player	Tkl	Asst	Tot	Sks-Yds	PD	FF	FR-Yds
LeClair	92	46	138	0-0	5	0	1-27
Williams	66	25	91	3-15	5	2	1-0
Harris	59	18	77	4-33	4	1	0-0
Jauron	55	18	73	0-0	5	2	3-0
Cobb	50	17	67	0-0	7	0	0-0
Burley	56	10	66	5-40	2	0	0-0
R. Browner	48	16	64	6-36.5	2	1	2-0
J. Browner	48	13	61	0-0	4	2	1-0
Edwards	40	15	55	4.5-40	2	0	2-0
Whitley	32	11	43	3.5-19.5	3	1	2-0
Riley	33	9	42	0-0	13	0	3-31
Dinkel	31	11	42	1-1	1	0	0-0
Camaron	29	12	41	0-0	1	0	0-0
Perry	23	9	32	0-0	3	0	0-0
R. Griffin	30	1	31	0-0	6	0	1-0
White	20	8	28	2-16	0	0	0-0
Breedren	17	5	22	0-0	5	0	0-0
Mitchell	13	7	20	3-14	1	0	0-0
Ruud	14	5	19	0-0	0	0	0-0
Kurnick	16	1	17	0-0	0	2	2-38
Levenseller	14	2	16	0-0	0	0	2-0
Lusby	11	1	12	0-0	0	1	2-0
Burk	4	1	5	0-0	0	0	1-0
Poole	4	1	5	0-0	0	0	1-0
Corbett	3	0	3	0-0	0	0	0-0
Walker	3	0	3	0-0	0	0	0-0
Wilson	2	0	2	0-0	0	0	0-0
Alexander	1	0	1	0-0	0	0	0-0
Bahr	1	0	1	0-0	0	0	0-0
Bush	1	0	1	0-0	0	0	0-0
Curtis	1	0	1	0-0	0	0	0-0
P. Johnson	1	0	1	0-0	0	0	0-0
Lapham	1	0	1	0-0	0	0	0-0
Montoya	1	0	1	0-0	0	0	0-0

Blocked kicks: Burley (1 blocked FG), Cobb (1 blocked FG).

TEAM HISTORY

1981 FINAL STATISTICS (12-4-0)

Date	W/L	Score	Opponent	Att.	RUSHING	No	Yds	Avg	Lg	TD
Sept. 6	W	27-21	Seattle	41,177	Johnson	274	1077	3.9	391	12
Sept. 13	W	31-30	at N.Y. Jets	49,454	Anderson	46	320	7.0	25	1
Sept. 20	L	17-20	Cleveland	52,170	Alexander	98	292	3.0	16	2
Sept. 27	W	27-24*	Buffalo	46,418	A. Griffin	47	163	3.5	23	3
Oct. 4	L	10-17	at Houston	44,350	Hargrove	16	66	4.1	27	1
Oct. 11	W	41-19	at Baltimore	33,060	Schonert	7	41	5.9	19	1
Oct. 18	W	34-7	Pittsburgh	57,090	Kreider	1	21	21.0	21	0
Oct. 25	L	7-17	at New Orleans	45,336	Verser	2	11	5.5	9	0
Nov. 1	W	34-21	Houston	54,736	Bass	1	9	9.0	9	0
Nov. 8	W	40-17	at San Diego	51,259	McInally	1	-27	-27.0	-27	0
Nov. 15	W	24-10	Los Angeles	56,836	Bengals	493	1973	4.0	391	19
Nov. 22	W	38-21	Denver	57,207	Opponents	465	1881	4.0	-	12
Nov. 29	W	41-21	at Cleveland	75,186	RECEIVING	No	Yds	Avg	Lg	TD
Dec. 6	L	3-21	San Francisco	56,796	Ross	71	910	12.8	37	5
Dec. 13	W	17-10	at Pittsburgh	50,623	Collinsworth	67	1009	15.1	74	8
Dec. 20	W	30-28	at Atlanta	35,972	Johnson	46	320	7.0	33	4
*Overtime.					Curlis	37	609	16.5	68	2

TEAM STATISTICS	Bengals	Opponents
TOTAL FIRST DOWNS	361	324
Rushing	124	126
Passing	210	167
Panally	27	31
3rd Down Efficiency	45.2	42.5
POSSESSION AVG.	30.52	29.08
TOTAL NET YARDS	5968	5289
Avg. Per Game	373.0	330.6
Total Plays	1078	1055
Avg. Per Play	5.5	5.0
NET YARDS RUSHING	1973	1881
Avg. Per Game	123.3	117.6
Total Rushes	493	465
NET YARDS PASSING	3995	3408
Avg. Per Game	249.7	213.0
Sacked-Yards Lost	35-205	42-349
Gross Yards	4200	3757
Att.-Completions	550-332	548-316
Completion Pct.	60.4	57.7
Had Intercepted	12	19
PUNTS-AVERAGE	73-44.8	81-40.3
PENALTIES-YARDS	109-896	104-787
FUMBLES-BALL LOST	25-12	32-18
TOUCHDOWNS	51	38
Rushing	19	12
Passing	30	24
Returns	2	2

Score by Periods	1	2	3	4	OT	Total
Bengals	74	150	58	136	3	421
Opponents	38	111	17	138	0	304

SCORING	TD-Ru	Pa-Rt	PAT	FG	S	TP	
Breech	0	0	0	49-51	22-32	0 115	
Johnson	16	12	4	0	-	0 96	
Collinsworth	8	0	8	0	-	0 48	
Kreider	5	0	5	0	-	0 30	
Ross	5	0	5	0	-	0 30	
A. Griffin	4	3	1	0	-	0 24	
Alexander	3	2	1	0	-	0 18	
Curtis	2	0	2	0	-	0 12	
M. Harris	2	0	2	0	-	0 12	
Verser	2	0	2	0	-	0 12	
Anderson	1	1	0	0	-	0 6	
Breedon	1	0	0	1	-	0 6	
Hargrove	1	1	0	0	-	0 6	
St. Clair	1	0	0	1	-	0 6	
Bengals	51	19	30	2	49-51	22-32	0 421
Opponents	38	12	24	2	38-38	12-21	1 304

PASSING	Att	Cmp	Yds	Cmp %	Yds/Att	TD	TD %	INT	Int %	Lg	Sack-Lost	Rat
Anderson	479	300	3754	62.6	7.84	29	6.1	10	2.1	741	25-140	98.4
Thompson	49	21	267	42.9	5.45	1	2.0	2	4.1	21	7-61	50.3
Schonert	19	10	166	52.6	8.74	0	0.0	0	0.0	36	3-4	82.3
Kreider	3	1	13	33.3	4.33	0	0.0	0	0.0	13	0-0	47.9
Bengals	550	332	4200	60.4	7.64	30	5.5	12	2.2	741	35-205	93.3
Opponents	548	316	3757	57.7	6.86	24	4.4	19	3.5	-	42-349	78.9

USUAL STARTERS

OFFENSE	DEFENSE
WR Chris Collinsworth	LE Eddie Edwards
LT Anthony Muñoz	NT Wilson Whitley
LG Dave Lapham	RE Ross Brown
C Blair Bush	LOLB Bo Harris
RG Max Montoya	LILB Jim LeClair
RT Mike Wilson	RTLB Glenn Cameron
TE Dan Ross	ROLB Reggie Williams
WR Isaac Curtis	LCB Louis Breedon
QB Ken Anderson	RCB Ken Riley
HB Charles Alexander	SS Bobby Kemp
FB Pete Johnson	FS Bryan Hicks

FIELD GOALS	1-19	20-29	30-39	40-49	50+
Breech	0-0	9-11	7-9	5-11	1-1
Bengals	0-0	9-11	7-9	5-11	1-1

FIELD GOAL ATTEMPTS BY GAME:

Breech: (25G, 40G, 43N) (25N, 44G) (42B, 29N, 21G) (23G, 28G) (45G, 35N, 48N) (38G, 24G) (27G, 23G) (-) (30G, 51G) (43G, 33G) (37G) (38G, 46N, 48N) (-) (30G) (38G, 41N) (39N, 29G, 20G, 45G).

DEFENSE/SPECIAL TEAMS/MISC. DEF.

Player	Tkl	Asst	Tot	Sks-Yds	PD	FF	FR-Yds
LeClair	81	31	112	1-10	7	0	1-0
Williams	83	23	106	11-90	3	3	3-0
Cameron	76	20	96	0-0	7	3	0-0
B. Harris	69	20	89	2-11	5	0	2-3
Breedon	67	13	80	0-0	12	1	1-10
Hicks	53	22	75	0-0	8	1	2-3
Kemp	53	17	70	1-6	8	2	0-0
Browner	47	11	58	9-80	2	2	1-0
Edwards	36	11	47	10-89	2	2	1-0
Riley	38	5	43	0-0	14	1	1-0
Razzano	31	10	41	0-0	0	2	0-0
Whitley	23	8	31	2-12	0	0	0-0
Dinkel	24	4	28	0-0	0	0	0-0
Simmons	20	3	23	0-0	2	0	0-0
Horn	18	5	23	0-0	0	0	1-0
St. Clair	17	4	21	3-24	2	0	1-12
Frazier	14	7	21	0-0	2	0	0-0
R. Griffin	13	6	19	0-0	4	1	1-0
Fuller	13	5	18	0-0	2	0	1-0
Burley	11	3	14	2-26	0	0	0-0
Schulz	11	3	14	0-0	0	0	1-0
Davis	9	1	10	0-0	0	0	0-0
Bush	7	2	9	0-0	0	0	0-0
Chapman	7	2	9	0-0	1	0	0-0
Kreider	6	1	7	0-0	0	0	0-0
Verser	6	1	7	0-0	0	0	0-0
Hargrove	5	1	6	0-0	0	0	0-0
M. Harris	5	1	6	0-0	0	0	0-0
Bright	3	1	4	0-0	0	0	0-0
Alexander	2	0	2	0-0	0	0	0-0
Anderson	2	0	2	0-0	0	0	0-0
Breech	2	0	2	0-0	0	0	0-0
Lapham	2	0	2	0-0	0	0	0-0
Muniz	2	0	2	0-0	0	0	0-0
McInally	1	0	1	0-0	0	0	0-0
Ross	1	0	1	0-0	0	0	0-0
Wilson	1	0	1	0-0	0	0	0-0
Bass	0	0	0	0-0	0	0	1-0
TEAM	-	-	-	1-1	-	-	-

Blocked kicks: None.

1981 SEASON PLAYOFF STATISTICS (2-1)

Date	W/L	Score	Opponent	Att.
Jan. 3*	W	28-21	Buffalo	55,420
Jan. 10*	W	27-7	San Diego	46,302
Jan. 24#	L	21-26	vs. San Francisco	81,270

*AFC Divisional Playoff

#AFC Championship

#Super Bowl XVI at Pontiac, Mich.

TEAM STATISTICS	Bengals	Opponents
TOTAL FIRST DOWNS	65	59
Rushing	26	31
Passing	33	24
Penalty	6	4
3rd Down: Made-Att.	17-34	16-35
3rd Down Pct.	50.0	45.7
4th Down: Made-Att.	1-2	0-0
4th Down Pct.	50.0	-
POSSESSION AVG.	30:28	29:32
TOTAL NET YARDS	979	912
Avg. Per Game	326.3	304.0
Total Plays	180	183
Avg. Per Play	5.4	5.0
NET YARDS RUSHING	351	389
Avg. Per Game	117.0	129.7
Total Rushes	93	99
NET YARDS PASSING	628	523
Avg. Per Game	209.3	174.3
Sacked-Yards Lost	9-39	3-21
Gross Yards	667	544
Att.-Completions	78-54	81-44
Completion Pct	69.2	54.3
Had Intercepted	2	4
PUNTS-AVERAGE	10-40.1	9-41.1
Net Punting Avg.	36.0	34.2
PENALTIES-YARDS	16-126	16-136
FUMBLES-BALLS LOST	5-3	6-3
TOUCHDOWNS	10	6
Rushing	5	3
Passing	5	3
Returns	0	0

Score by Periods	1	2	3	4	OT	Tot
Bengals	24	7	17	28	-	76
Opponents	7	27	7	13	-	54

PASSING	Att	Cmp	Yds	Cmp %	Yds/ Att	TD	TD %	INT	Int %	Lg	Sack-Lost	Rat
Anderson	77	53	653	68.8	8.48	5	6.5	2	2.6	49	9-39	105.6
Thompson	1	1	14	100.0	14.00	0	0.0	0	0.0	14	0-0	118.8
Bengals	78	54	667	69.2	8.55	5	6.4	2	2.6	49	9-39	106.1
Opponents	81	44	544	54.3	6.72	3	3.7	4	4.9	54	3-21	67.1

SCORING	TD-Ru	Pa-Rt	K-PAT	FG	S	TP	
Breech	0	0	0	10-10	2-3	0 16	
Alexander	2	2	0	0	-	0 12	
Johnson	2	2	0	0	-	0 12	
Ross	2	0	2	0	-	0 12	
Anderson	1	1	0	0	-	0 6	
Bass	1	0	1	0	-	0 6	
Collinsworth	1	0	1	0	-	0 6	
M. Harris	1	0	1	0	-	0 6	
Bengals	10	5	5	0	10-10	2-3	0 76
Opponents	6	3	3	0	6-6	4-6	0 64

RUSHING	No	Yds	Avg	Lg	TD
Johnson	52	161	3.1	11	2
Alexander	27	111	4.1	20-1	2
Anderson	11	69	6.3	13	1
A. Griffin	2	8	4.0	4	0
Collinsworth	1	2	2.0	2	0
Bengals	93	351	3.8	20	5
Opponents	99	389	3.9	44	3

RECEIVING	No	Yds	Avg	Lg	TD
Ross	22	244	11.1	19	2
Collinsworth	9	159	17.7	49	1
Curtis	6	92	15.3	22	0
Johnson	6	45	7.5	14	0
Alexander	6	38	6.3	16	0
Kreider	3	78	26.0	42	0
M. Harris	1	8	8.0	8	1
Bass	1	3	3.0	3	1
Bengals	54	667	12.4	49	5
Opponents	44	544	12.4	54	3

INTERCEPTIONS	No	Yds	Avg	Lg	TD
Kemp	1	24	24.0	24	0
B. Harris	1	16	16.0	16	0
Breedon	1	0	0.0	0	0
Riley	1	0	0.0	0	0
Bengals	4	40	10.0	24	0
Opponents	2	52	26.0	27	0

PUNTING	No	Yds	Avg	Net	TB	In20	Lg	B
McInally	10	401	40.1	36.0	1	2	60	0
Bengals	10	401	40.1	36.0	1	2	60	0
Opponents	9	370	41.1	34.2	0	0	50	0

PUNT RETURNS	Ret	FC	Yds	Avg	Lg	TD
Fuller	5	2	62	12.4	27	0
Bengals	5	2	62	12.4	27	0
Opponents	4	1	21	5.3	7	0

KICKOFF RETURNS	No	Yds	Avg	Lg	TD
Verser	10	186	18.6	40	0
Frazier	1	0	0.0	0	0
A. Griffin	1	0	0.0	0	0
Bengals	12	186	15.5	40	0
Opponents	14	254	18.1	36	0

FIELD GOALS	1-19	20-29	30-39	40-49	50+
Breech	0-0	0-0	2-3	0-0	0-0
Bengals	0-0	0-0	2-3	0-0	0-0
Opponents	0-0	3-3	0-1	1-1	0-1

FIELD GOAL ATTEMPTS BY GAME:
Breech: (33B) (31G, 38G) (-).
Opponents: (-) (37N, 50N) (22G, 26G, 40G, 23G).

DEFENSE/SPECIAL TEAMS/MISC. DEF.						
Player	Tkl	Asst	Tot	Sks- Yds	PD	FF- Yds
Browner	20	4	24	1-9	0	0 1-0
Williams	12	7	19	0-0	3	0 0-0
Hicks	14	4	18	0-0	2	0 0-0
B. Harris	13	5	18	1-5	0	0 0-0
Cameron	9	9	18	0-0	3	0 0-0
Breedon	14	1	15	0-0	6	0 0-0
Kemp	9	6	15	0-0	6	0 0-0
LeClair	6	6	12	0-0	3	0 0-0
Edwards	5	3	8	1-7	0	0 0-0
Riley	6	1	7	0-0	5	0 0-0
Whitley	4	3	7	0-0	0	0 0-0
R. Griffin	4	2	6	0-0	1	0 0-0
Dinkel	3	3	6	0-0	0	0 0-0
Razzano	4	0	4	0-0	0	0 0-0
St. Clair	2	2	4	0-0	0	0 0-0
Davis	1	2	3	0-0	0	0 0-0
Fuller	2	0	2	0-0	0	0 0-0
Frazier	1	1	2	0-0	0	0 0-0
Slimmons	1	1	2	0-0	0	0 1-0
Breech	1	0	1	0-0	0	0 0-0
Hargrove	1	0	1	0-0	0	0 0-0
Montoya	1	0	1	0-0	0	1 0-0
Verser	1	0	1	0-0	0	0 0-0
Wilson	1	0	1	0-0	0	0 0-0
Bush	0	1	1	0-0	0	0 0-0
Bass	0	0	0	0-0	1	0 1-0

Blocked Kicks: None.

1982 FINAL STATISTICS (7-2-0)

Date	W/L	Score	Opponent	Att.	RUSHING	No	Yds	Avg	Lg	TD
Sept. 12	W	27-6	Houston	52,268	Johnson	156	622	4.0	21	7
Sept. 19	L	20-26*	at Pittsburgh	53,973	Alexander	64	207	-3.2	18	1
			Players Strike		Anderson	25	85	3.4	121	4
Nov. 21	W	18-14	at Philadelphia	65,172	A. Griffin	12	39	3.3	101	1
Nov. 28	W	31-17	L.A. Raiders	53,330	Curtis	3	15	5.0	8	0
Dec. 5	W	20-17	at Baltimore	23,598	Tate	2	2	1.0	2	0
Dec. 12	W	23-10	Cleveland	54,305	Verser	1	1	1.0	1	0
Dec. 20	L	34-50	at San Diego	51,296	M. Harris	2	-3	-1.5	5	0
Dec. 26	W	24-10	Seattle	55,330	Schoner	3	-8	-2.7	-3	0
Jan. 2	W	35-27	at Houston	26,522	Collinsworth	1	-11	-11.0	-11	0
*Overtime					Bengals	269	949	3.5	21	13
					Opponents	223	850	3.8	-	8

TEAM STATISTICS	Bengals	Opponents
TOTAL FIRST DOWNS	207	170
Rushing	63	61
Passing	123	102
Penalty	21	7
3rd Down Efficiency	54.1	33.7
POSSESSION AVG.	33.26	26.34
TOTAL NET YARDS	3288	2893
Avg. Per Game	365.3	321.4
Total Plays	606	551
Avg. Per Play	5.4	5.3
NET YARDS RUSHING	949	850
Avg. Per Game	105.4	94.4
Total Rushes	269	223
NET YARDS PASSING	2339	2043
Avg. Per Game	259.9	227.0
Sacked-Yards Lost	27-162	22-207
Gross Yards	2501	2250
Att.-Completions	310-219	306-187
Completion Pct.	70.6	61.1
Had Intercepted	9	14
PUNTS-AVERAGE	31-38.7	37-40.1
PENALTIES-YARDS	56-475	64-551
FUMBLES-BALL LOST	12-7	19-6
TOUCHDOWNS	27	21
Rushing	13	8
Passing	12	12
Returns	2	1

Score by Periods	1	2	3	4	OT	Tot
Bengals	48	76	62	46	0	232
Opponents	24	42	51	54	6	177

SCORING	TD-Ru	Pa-Rt	PAT	FG	S	TP		
Breech	0	0	0	25-26	14-18	0	67	
Johnson	7	7	0	0	-	-	0	42
Anderson	4	4	0	0	-	-	0	24
M. Harris	3	0	3	0	-	-	0	18
Ross	3	0	3	0	-	-	0	18
Alexander	2	1	1	0	-	-	0	12
Kreider	1	0	1	0	1	-	0	7
Collinsworth	1	0	1	0	-	-	0	6
Curtis	1	0	1	0	-	-	0	6
A. Griffin	1	1	0	0	-	-	0	5
B. Harris	1	0	0	1	-	-	0	5
Holman	1	0	1	0	-	-	0	6
Riley	1	0	0	1	-	-	0	5
Verser	1	0	1	0	-	-	0	5
Williams	0	0	0	0	-	-	1	2
Bengals	27	13	12	2	26-27	14-18	1	232
Opponents	21	8	12	1	19-21	10-12	1	177

PASSING	Att	Cmp	Yds	Cmp %	Yds/ Att	TD	INT	Int %	Lg	Sack-Lost	Rat	
Anderson	309	218	2495	70.6	8.07	12	3.9	9	2.9	561	26-154	95.3
Schoner	1	1	6	100.0	6.00	0	0.0	0	0.0	6	1-8	91.7
Bengals	310	219	2501	70.6	8.07	12	3.9	9	2.9	561	27-162	95.4
Opponents	306	187	2250	61.1	7.35	12	3.9	14	4.6	-	22-207	77.7

USUAL STARTERS

OFFENSE	DEFENSE
WR Chris Collinsworth	LE Eddie Edwards
LT Anthony Munoz	NT Wilson Whitley
LG Dave Lapham	RE Ross Browner
C Blair Bush	LOLB Bo Harris
RG Max Montoya	LILB Jim LeClair
RT Mike Wilson	RILB Glenn Cameron
TE Dan Ross	ROLB Reggie Williams
WR Isaac Curtis	LCB Louis Breeden
QB Ken Anderson	RCB Ken Riley
HB Charles Alexander	SS Bobby Kemp
FB Pete Johnson	FS Bryan Hicks

FIELD GOALS	1-19	20-29	30-39	40-49	50+
Breech	2-2	3-3	5-6	3-5	1-2
Bengals	2-2	3-3	5-6	3-5	1-2

FIELD GOAL ATTEMPTS BY GAME

Breech: (25G, 43G, 47N, 43N) (31G, 50G, 39B) (49G, 19G, 38G) (35G) (-) (36G, 21G, 44G) (27G, 19G) (34G) (51N).

DEFENSE/SPECIAL TEAMS/MISC. DEF.

Player	Tkl	Asst	Tot	Sks-Yds	PD	FF	FR-Yds
Kemp	41	11	52	1-2	6	1	0-0
LeClair	33	17	50	2.5-20	1	0	0-0
Hicks	31	17	48	0-0	9	0	0-0
Williams	34	9	43	4.5-41	3	0	4-0
Cameron	29	14	43	0-0	1	1	0-0
Browner	28	13	41	3-38	1	1	0-0
B. Harris	31	9	40	2-22	2	1	0-0
Edwards	25	5	30	6-53	1	0	1-0
Riley	26	3	29	0-0	9	0	0-0
Breeden	25	4	29	1-13	5	0	0-0
R. Griffin	18	5	23	0-0	4	0	0-0
Jackson	17	3	20	0-0	0	1	0-0
Fuller	16	3	19	0-0	0	0	1-0
Razzano	12	4	16	0-0	0	1	0-0
Whitley	11	4	15	1-12	0	1	0-0
Frazier	10	2	12	0-0	0	0	0-0
Dinkel	7	2	9	0-0	0	0	0-0
Davis	6	3	9	0-0	2	0	0-0
Schuth	6	3	9	0-0	0	0	0-0
Holman	5	1	6	0-0	0	0	0-0
Verser	3	2	5	0-0	0	0	0-0
St. Clair	4	0	4	0-0	0	0	0-0
M. Harris	3	0	3	0-0	0	0	0-0
Collins	2	1	3	1-6	0	0	0-0
Burley	2	0	2	0-0	0	0	0-0
Bush	2	0	2	0-0	0	0	0-0
Boyarisky	1	1	2	0-0	0	0	0-0
Simpkins	1	1	2	0-0	0	1	0-0
Anderson	1	0	1	0-0	0	0	0-0
Collinsworth	1	0	1	0-0	0	0	0-0
Curtis	1	0	1	0-0	0	0	0-0
Johnson	1	0	1	0-0	0	0	0-0
Kreider	1	0	1	0-0	0	0	0-0
Simmons	1	0	1	0-0	0	0	0-0
Wesaver	1	0	1	0-0	0	0	0-0
Wilson	1	0	1	0-0	0	0	0-0

Blocked kicks: TEAM (1 blocked PAT).

Date	W/L	Score	Opponent	Att.
Jan. 9*	L	17-44	N.Y. Jets	57,560

*AFC First-Round Playoff

TEAM STATISTICS	Bengals	Opponent
TOTAL FIRST DOWNS	23	27
Rushing	3	12
Passing	18	13
Penalty	2	2
3rd Down: Made-Att.	7-10	6-9
4th Down Pct.	70.0	66.7
4th Down: Made-Att.	0-0	0-0
4th Down Pct.	-	-
POSSESSION AVG.	31:16	28:44
TOTAL NET YARDS	395	517
Avg. Per Game	395.0	517.0
Total Plays	61	63
Avg. Per Play	6.5	8.2
NET YARDS RUSHING	62	234
Avg. Per Game	62.0	234.0
Total Rushes	21	34
NET YARDS PASSING	333	283
Avg. Per Game	333.0	283.0
Sacked-Yards Lost	4-21	0-0
Gross Yards	354	8.2
Att.-Completions	36-26	29-21
Completion Pct.	72.2	72.4
Had Intercepted	3	1
POINTS-AVERAGE	2-43.0	0-0.0
Net Punting Avg.	42.0	-
PENALTIES-YARDS	7-60	12-95
FUMBLES-BALLS LOST	2-1	2-1
TOUCHDOWNS	2	5
Rushing	0	2
Passing	2	2
Returns	0	1

Score by Periods	1	2	3	4	OT	Total
Bengals	14	0	3	0	-	17
Opponent	3	17	8	21	-	49

SCORING	TD	Ru	Pa	Rt	K-PAT	FG	S	TP
Curtis	1	0	1	0	—	—	0	6
Ross	1	0	1	0	—	—	0	6
Brech	0	0	0	0	2-2	1-2	0	5
Bengals	2	0	2	0	2-2	1-2	0	17
Opponent	5	2	2	1	5-5	3-3	0	44

RUSHING	No	Yds	Avg	Lg	TD
Johnson	9	26	2.9	14	0
A. Griffin	3	17	5.7	8	0
Alexander	7	14	2.0	6	0
Anderson	2	5	2.5	3	0
Bengals	21	62	3.0	14	0
Opponent	34	234	6.9	35	2

RECEIVING	No	Yds	Avg	Lg	TD
Collinsworth	7	120	17.1	53	0
Ross	6	89	14.8	26	1
Curlls	3	63	21.0	32	1
Kreider	3	41	13.7	17	0
A. Griffin	3	14	4.7	6	0
Johnson	3	7	2.3	9	0
M. Harris	1	20	20.0	20	0
Bengals	26	354	13.6	53	2
Opponent	21	283	13.5	49	2

INTERCEPTIONS	No	Yds	Avg	Lg	TD
Riley	1	0	0.0	0	0
Bengals	1	0	0.0	0	0
Opponent	3	138	46.0	98t	1

PUNTING	No	Yds	Avg	Net	TB	In20	Lg	B
McInally	2	86	43.0	42.0	0	0	45	0
Bengals	2	86	43.0	42.0	0	0	45	0
Opponent	0	0	-	-	0	0	-	0

PUNT RETURNS	Ret	FC	Yds	Avg	Lg	TD
(None)						
Bengals	0	0	0	-	-	0
Opponent	1	1	2	2.0	2	0

PASSING	Att	Cmp	Yds	Cmp %	Yds/Att	TD	INT	Int %	Lg	Sack-Lost	Rat
Anderson	35	26	354	74.3	10.11	2	5.7	3	8.6	53	4-21 89.5
Schroeder	1	0	0	0.0	0.00	0	0.0	0	0.0	0	0-0 39.6
Bengals	36	26	354	72.2	9.83	2	5.6	3	8.3	53	4-21 87.0
Opponent	29	21	283	72.4	9.76	2	6.9	1	3.4	49	0-0 111.7

KICKOFF RETURNS	No	Yds	Avg	Lg	TD
Verser	7	116	16.6	21	0
Tate	1	22	22.0	22	0
Bengals	8	138	17.3	22	0
Opponent	4	69	17.3	20	0

FIELD GOALS	1-19	20-29	30-39	40-49	50+
Breech	0-0	1-1	0-0	0-1	0-0
Bengals	0-0	1-1	0-0	0-1	0-0
Opponent	0-0	1-1	1-1	1-1	0-0

Breach: (20G, 46N):
Opponent: (32G, 24G, 47G)

Player	Tkl	Asst	Totl	Sks	PD	FF	FR-
Cameron	8	0	8	0-0	0	0	0-0
Browner	6	2	8	0-0	0	0	0-0
Williams	6	1	7	0-0	0	0	0-0
Riley	5	1	6	0-0	0	0	0-0
R. Griffin	5	0	5	0-0	0	0	0-0
Kemp	5	0	5	0-0	1	2	0-0
Fuller	4	0	4	0-0	0	0	1-20
B. Harris	4	0	4	0-0	0	0	0-0
LeClair	2	2	4	0-0	0	0	0-0
Breedon	1	2	3	0-0	0	0	0-0
Edwards	2	0	2	0-0	0	0	0-0
Hicks	2	0	2	0-0	0	0	0-0
Simmons	2	0	2	0-0	0	0	0-0
Davis	1	0	1	0-0	0	0	0-0
Frazier	1	0	1	0-0	0	0	0-0
Jackson	1	0	1	0-0	0	0	0-0
Mumoz	1	0	1	0-0	0	0	0-0
Ross	1	0	1	0-0	0	0	0-0
Versar	1	0	1	0-0	0	0	0-0
Whitley	1	0	1	0-0	1	0	0-0
Razzano	0	1	1	0-0	0	0	0-0

Blocked kicks: None.

1983 FINAL STATISTICS (7-9-0)

Date	W/L	Score	Opponent	Att.	RUSHING	No	Yds	Avg	Lg	TD
Sept. 4	L	10-20	L.A. Raiders	50,956	Johnson	210	763	3.6	161	14
Sept. 11	L	6-10	Buffalo	46,839	Alexander	153	523	3.4	12	3
Sept. 15	L	7-17	at Cleveland	79,700	S. Wilson	56	267	4.8	18	1
Sept. 25	W	23-17	at Tampa Bay	56,023	Kinnbrew	39	156	4.0	17	3
Oct. 2	L	31-34	Baltimore	48,104	Anderson	22	147	6.7	29	1
Oct. 10	L	14-24	Pittsburgh	55,086	Schonert	29	117	4.0	15	2
Oct. 16	L	17-24	at Denver	74,305	Tate	25	77	3.1	13	0
Oct. 23	W	28-21	Cleveland	50,047	Verser	2	31	15.5	29	0
Oct. 30	W	34-14	Green Bay	53,349	Marlin	2	21	10.5	15	0
Nov. 6	W	55-14	at Houston	39,706	Collinsworth	2	2	1.0	8	0
Nov. 13	L	15-20	at Kansas City	44,711	Kreider	1	2	2.0	2	0
Nov. 20	W	38-10	Houston	46,375	Christensen	1	-2	-2.0	-2	0
Nov. 28	L	14-38	at Miami	74,506	Bengals	542	2104	3.9	29	24
Dec. 4	W	23-10	at Pittsburgh	55,832	Opponents	430	1499	3.5	40	16
Dec. 11	W	17-9	Detroit	45,728						
Dec. 17	L	14-20	at Minnesota	51,565						

TEAM STATISTICS	Bengals	Opponents
TOTAL FIRST DOWNS	327	276
Rushing	127	96
Passing	179	156
Penalty	21	24
3rd Down: Made-Ait.	97-212	94-216
3rd Down Pct.	45.8	43.5
POSSESSION AVG.	31.29	28.31
TOTAL NET YARDS	5287	4327
Avg. Per Game	330.4	270.4
Total Plays	1036	973
Avg. Per Play	5.1	4.4
NET YARDS RUSHING	2104	1499
Avg. Per Game	131.5	93.7
Total Rushes	542	430
NET YARDS PASSING	3183	2828
Avg. Per Game	198.9	176.8
Sacked-Yards Lost	40-309	41-335
Gross Yards	3492	3163
Att.-Completions	454-289	502-288
Completion Pct.	63.9	57.4
Had Intercepted	18	23
PUNTS-AVERAGE	69-40.6	76-42.3
PENALTIES-YARDS	99-837	100-871
FUMBLES-BALL LOST	35-15	35-16
TOUCHDOWNS	43	36
Rushing	24	16
Passing	14	17
Returns	5	3

Score by Periods	1	2	3	4	OT	Tot
Bengals	102	140	54	50	-	346
Opponents	55	86	65	96	-	302

SCORING	TD	Ru	Pa	Rt	PAT	FG	S	TP
Breech	0	0	0	0	39-41	16-23	0	87
Johnson	14	14	0	0	-	-	0	84
Collinsworth	5	0	5	0	-	-	0	30
Alexander	3	3	0	0	-	-	0	18
Kinnbrew	3	3	0	0	-	-	0	18
Ross	3	0	3	0	-	-	0	18
Curtis	2	0	2	0	-	-	0	12
Harris	2	0	2	0	-	-	0	12
Riley	2	0	2	0	-	-	0	12
Schonert	2	2	0	0	-	-	0	12
S. Wilson	2	1	1	0	-	-	0	12
Anderson	1	1	0	0	-	-	0	6
J. Griffin	1	0	0	1	-	-	0	6
Horton	1	0	0	1	-	-	0	6
Kreider	1	0	1	0	-	-	0	6
Williams	1	0	0	1	-	-	0	6
Browner	0	0	0	0	1	-	0	1
Bengals	43	24	14	5	40-43	16-23	0	346
Opponents	36	16	17	3	35-36	17-22	0	302

PASSING	Att	Cmp	Yds	Cmp %	Yds/Att	TD	% INT	Int %	Lg	Sack-Lost	Rat	
Anderson	297	198	2333	66.7	7.86	12	4.0	13	4.4	801	25-187	85.6
Schonert	156	92	1159	59.0	7.43	2	1.3	5	3.2	54	15-122	73.1
Kreider	1	0	0	0.00	0.00	0	0.0	0	0.0	0	0-0	39.8
Bengals	454	290	3492	63.9	7.69	14	4.1	18	4.0	801	40-309	81.1
Opponents	502	288	3163	57.4	6.30	17	3.4	23	4.6	-	41-335	68.3

USUAL STARTERS

OFFENSE	DEFENSE
WR Chris Collinsworth	LE Eddie Edwards
LT Anthony Munoz	NT Jerry Boyarsky
LG Dave Lapham	RE Ross Browner
C Dave Rimington	Glenn Collins
RG Max Montoya	LOLB Tom Dinkel
RT Mike Wilson	LILB Jim LeClair
TE Dan Ross	RILB Glenn Cameron
WR Isaac Curtis	ROLB Reggie Williams
QB Ken Anderson	LCB Louis Breen
HB Rodney Tate	RCB Ken Riley
Charles Alexander	SS Bobby Kemp
FB Charles Alexander	FS Robert Jackson
Pete Johnson	

FIELD GOALS	1-19	20-29	30-39	40-49	50+
Breech	2-2	7-7	5-7	2-5	0-0
Bengals	2-2	7-7	5-7	2-5	0-2

FIELD GOAL ATTEMPTS BY GAME:	(24G)	(19G)
Breech:	(36G) (40N, 47G, 30G) (-) (24G) (19G)	(47N) (51N, 35G) (-) (-) (29G, 44G) (31G, 23G, 23G) (26G) (-) (32G, 19G, 27G) (32N, 28G) (44N, 35N, 52N)

DEFENSE/SPECIAL TEAMS/MISC. DEF.

Player	Tk	As	Tot	Sks-Yds	PD	FF	Yds
Cameron	63	40	103	2-18	1	0	1-1
Williams	57	33	90	7.5-64.5	5	3	4-59
Jackson	51	37	88	0-0	7	0	0-0
LeClair	38	40	78	1-11	2	0	0-0
Breen	44	15	59	1-9	10	1	1-10
Kemp	38	21	59	1-10	7	1	0-0
Krumrie	32	21	53	1.5-2.5	0	0	1-0
Riley	39	5	44	0-0	12	0	1-0
Horton	28	16	44	0-0	6	0	0-0
Frazier	28	14	42	1-8	0	0	0-0
Browner	25	15	40	3-26	1	2	0-0
Edwards	23	15	38	13-94.5	0	0	1-0
Razzano	20	16	36	0-0	0	0	1-0
Dinkel	22	12	34	0.5-4	3	0	2-4
Boyarsky	18	14	32	1.5-13.5	0	0	0-0
R. Griffin	20	4	24	1-10	0	1	1-13
Collins	13	8	21	5-53	2	1	1-6
Simmons	10	7	17	0-0	1	0	0-0
Schulz	8	5	13	0-0	0	0	0-0
Kinnbrew	10	2	12	0-0	0	0	0-0
Maidlow	10	1	11	0-0	0	0	0-0
Simpkins	5	6	11	0-0	0	0	1-0
J. Griffin	8	2	10	0-0	1	0	0-0
Turner	6	2	8	0-0	0	1	0-0
S. Wilson	4	3	7	0-0	0	0	0-0
Burley	5	0	5	2-11	2	0	0-0
Holman	4	1	5	0-0	0	0	0-0
Harris	3	1	4	0-0	0	0	0-0
Alexander	3	0	3	0-0	0	0	0-0
Marlin	3	0	3	0-0	0	0	0-0
Curtis	2	0	2	0-0	0	0	0-0
Hannula	0	2	2	0-0	0	0	0-0
Breech	1	0	1	0-0	0	0	0-0
Collinsworth	1	0	1	0-0	0	0	0-0
Johnson	1	0	1	0-0	0	0	0-0
Kreider	1	0	1	0-0	0	0	0-0
Lapham	1	0	1	0-0	0	0	0-0
Munoz	1	0	1	0-0	0	0	0-0
Rimington	1	0	1	0-0	0	0	0-0
Ross	1	0	1	0-0	0	0	0-0
Hicks	0	1	1	0-0	1	0	0-0

Blocked kicks: Krumrie (1 blocked PAT)

1984 FINAL STATISTICS (8-8-0)

Date	W/L	Score	Opponent	Alt.	RUSHING	No	Yds	Avg	Lg	TD
Sept. 2	L	17-20	at Denver	74,178	Kinnebrew	154	623	4.0	23	9
Sept. 9	L	22-27	Kansas City	47,111	Alexander	132	479	3.6	22	2
Sept. 16	L	23-43	at N.Y. Jets	64,193	Brooks	103	396	3.8	33	2
Sept. 23	L	14-24	L.A. Rams	45,406	Jennings	79	379	4.8	201	2
Oct. 1	L	17-38	at Pittsburgh	57,098	Schonert	13	77	5.9	17	1
Oct. 7	W	13-3	Houston	43,637	S. Wilson	17	74	4.4	9	0
Oct. 14	L	14-20	at New England	40,154	Anderson	11	64	5.8	14	0
Oct. 21	W	12-9	Cleveland	50,667	Esiason	19	63	3.3	9	2
Oct. 28	W	31-13	at Houston	34,010	Farley	7	11	1.6	5	0
Nov. 4	L	17-23	at San Francisco	58,324	Collinsworth	1	7	7.0	7	0
Nov. 11	W	22-20	Pittsburgh	52,497	Verser	2	5	2.5	3	0
Nov. 18	L	6-25	Seattle	50,280	Martin	1	3	3.0	3	0
Nov. 25	W	35-14	Atlanta	44,678	Harris	1	-2	-2.0	-2	0
Dec. 2	W	20-17*	at Cleveland	51,774	Bengals	540	2179	4.0	33	18
Dec. 9	W	24-21	at New Orleans	40,855	Opponents	477	1868	3.9	361	21
Dec. 16	W	52-21	Buffalo	55,771						

*Overtime

TEAM STATISTICS	Bengals	Opponents
TOTAL FIRST DOWNS	339	322
Rushing	135	115
Passing	179	191
Penalty	25	16
3rd Down: Made-Att.	93-211	82-202
4th Down: Made-Att.	10-14	5-11
POSSESSION AVG.	30.50	29.10
TOTAL NET YARDS	5480	5259
Avg. Per Game	342.5	328.7
Total Plays	1081	1034
Avg. Per Play	5.1	5.1
NET YARDS RUSHING	2179	1868
Avg. Per Game	136.2	116.8
Total Rushes	540	477
NET YARDS PASSING	3301	3391
Avg. Per Game	206.3	211.9
Sacked-Yards Lost	45-358	40-298
Gross Yards	3689	3689
Att.-Completions	496-306	517-302
Completion Pct.	61.7	58.4
Had Intercepted	22	25
PUNTS-AVERAGE	67-42.3	67-41.4
Net Punting Avg.	35.3	31.6
PENALTIES-YARDS	85-693	90-743
FUMBLES-BALL LOST	32-17	27-15
TOUCHDOWNS	39	39
Rushing	18	21
Passing	17	15
Returns	4	3

Score by Periods	1	2	3	4	OT	Tot
Bengals	53	105	77	101	3	339
Opponents	40	98	78	123	0	339

SCORING	TD	Run	Pat	FG	S	TP	
Breech	0	0	0	0	37-37	22-31	0 103
Kinnebrew	10	9	1	0	-	-	0 60
Collinsworth	6	0	6	0	-	-	0 36
Jennings	5	2	3	0	-	-	0 30
Brooks	4	2	2	0	-	-	0 24
Alexander	2	2	0	0	-	-	0 12
Esiason	2	2	0	0	-	-	0 12
Harris	2	0	2	0	-	-	0 12
J. Griffin	1	0	0	1	-	-	0 6
Holman	1	0	1	0	-	-	0 6
Horton	1	0	1	0	-	-	0 6
Jackson	1	0	1	0	-	-	0 6
Kreider	1	0	1	0	-	-	0 6
Munoz	1	0	1	0	-	-	0 6
Schonert	1	1	0	0	-	-	0 6
Simmons	1	0	0	1	-	-	0 6
TEAM	0	0	0	0	-	-	1 2
Bengals	39	18	17	4	37-39	22-31	1 339
Opponents	39	21	15	3	37-39	22-27	1 339

PASSING	Att	Cmp	Yds	Cmp %	Yds/ Att	TD	INT	Inl %	Lg	Sack-Lost	Rat	
Anderson	275	175	2107	63.6	7.66	10	3.6	12	4.4	801	24-191	81.0
Schonert	117	79	945	66.7	8.08	4	3.4	7	6.0	571	16-115	77.8
Esiason	102	51	530	50.0	5.20	3	2.9	3	2.9	36	5-52	62.9
McNally	2	2	77	100.0	38.50	0	0.0	0	0.0	43	0-0	118.8
Bengals	496	306	3659	61.7	7.38	17	3.4	22	4.4	801	45-358	77.2
Opponents	517	302	3689	58.4	7.14	15	2.9	25	4.8	-	40-298	70.0

USUAL STARTERS

OFFENSE	DEFENSE
WR: Kris Collinsworth	LE: Eddie Edwards
LT: Anthony Munoz	NT: Tim Krumie
LG: Brian Blades	RE: Ross Browner
C: Dave Rimington	LOLB: Jeff Schuh
RG: Max Montoya	LILB: Ron Simkins
RT: Mike Wilson	RILB: Glenn Cameron
TE: M.L. Harris	ROLB: Reggie Williams
WR: Isaac Curtis	LCB: Louis Bredien
QB: Ken Anderson	RCB: Ray Horton
HB: James Brooks	SS: Jimmy Turner
FB: Charles Alexander	FS: Bobby Kemp
	FS: Robert Jackson

FIELD GOALS	1-19	20-29	30-39	40-49	50+
Breech	0-0	9-10	10-12	3-4	0-5
Bengals	0-0	9-10	10-12	3-4	0-5

FIELD GOAL ATTEMPTS BY GAME:
Breech: (46G, 50N, 22N) (55N, 29G, 48G) (21G)
(-) (32G) (22G, 33G, 51N) (37N, 35N) (24G, 23G, 33G, 25G) (33G) (39G) (42G, 21G, 28G) (30G, 33G) (51 N) (22G, 43N, 35G) (50N, 35G) (36G)

DEFENSE/SPECIAL TEAMS/MISC. DEF.

Player	Tkl	Asst	Tot	Sks-Yds	PD	FF	FR-Yds
R. Williams	65	27	92	9-55	6	0	0-0
Krumie	57	27	84	5-46	0	0	1-8
Simkins	52	28	80	0-0	2	0	1-0
Jackson	54	22	76	0-0	10	1	2-0
Browner	48	26	74	8-54	3	3	1-0
Horton	49	17	66	1-8	16	1	1-0
Edwards	48	16	64	9-68	1	2	3-4
Cameron	38	22	60	1-7	2	0	0-0
Bredien	43	15	58	0-0	14	0	0-0
Schuh	36	16	52	2-17	1	0	0-0
Turner	38	12	50	0-0	6	0	1-0
Kemp	35	10	45	0-0	6	0	1-0
Frazier	26	16	42	2-21	2	2	0-0
Simmons	24	8	32	0-0	5	1	0-0
Razzano	12	15	27	0-0	1	0	1-0
R. Griffin	20	5	25	0-0	5	0	0-0
Bojarsky	8	10	18	0-0	0	0	0-0
J. Griffin	13	3	16	0-0	4	0	0-0
Kern	8	7	15	0-0	0	1	0-0
Maldow	10	3	13	0-0	0	0	0-0
Barker	8	4	12	0-0	0	0	0-0
Collins	7	5	12	3-22	1	1	1-0
Kozerski	7	1	8	0-0	0	0	0-0
Holman	5	1	6	0-0	0	0	1-0
Koch	5	1	6	0-0	0	0	0-0
Kinnebrew	3	2	5	0-0	0	0	0-0
Alexander	3	0	3	0-0	0	0	0-0
Martin	3	0	3	0-0	0	0	0-0
Battle	2	1	3	0-0	0	0	0-0
Pillman	2	1	3	0-0	0	0	0-0
Harris	2	0	2	0-0	0	0	0-0
Verser	2	0	2	0-0	0	0	0-0
Breech	1	1	2	0-0	0	0	0-0
Anderson	1	0	1	0-0	0	0	0-0
Blades	1	0	1	0-0	0	0	0-0
Curtis	1	0	1	0-0	0	0	0-0
Farley	1	0	1	0-0	0	0	0-0
Montoya	1	0	1	0-0	0	0	0-0
Munoz	1	0	1	0-0	0	0	0-0
Rimington	1	0	1	0-0	0	1	0-0
M. Wilson	1	0	1	0-0	0	0	0-0
S. Wilson	1	0	1	0-0	0	0	0-0

Blocked Kicks: Holman (1 blocked punt).

1985 FINAL STATISTICS (7-9-0)

Date	W/L	Score	Opponent	Alt.
Sept. 8	L	24-28	Seattle	51,625
Sept. 15	L	27-41	at St. Louis	46,321
Sept. 22	L	41-44	San Diego	52,270
Sept. 30	W	37-24	at Pittsburgh	59,541
Oct. 6	L	20-29	N.Y. Jets	51,785
Oct. 13	W	35-30	N.Y. Giants	53,112
Oct. 20	L	27-44	at Houston	35,590
Oct. 27	W	26-21	Pittsburgh	55,421
Nov. 3	W	23-17	at Buffalo	25,640
Nov. 10	W	27-10	Cleveland	57,293
Nov. 17	L	6-13	at L.A. Raiders	52,501
Nov. 24	L	6-24	at Cleveland	74,439
Dec. 1	W	45-27	Houston	46,140
Dec. 8	W	50-24	Dallas	56,936
Dec. 15	L	24-27	at Washington	50,544
Dec. 22	L	23-34	at New England	57,953

TEAM STATISTICS	Bengals	Opponents
TOTAL FIRST DOWNS	344	337
Rushing	125	118
Passing	191	194
Penalty	28	25
3rd Down: Made-Att.	82-208	85-197
3rd Down Efficiency	39.4	43.1
4th Down: Made-Att.	9-19	8-12
4th Down Efficiency	47.4	66.7
POSSESSION AVG.	31:18	28:42
TOTAL NET YARDS	5900	5663
Avg. Per Game	368.8	353.9
Total Plays	1062	1019
Avg. Per Play	5.6	5.6
NET YARDS RUSHING	2183	1999
Avg. Per Game	136.4	124.9
Total Rushes	503	461
NET YARDS PASSING	3717	3664
Avg. Per Game	232.3	229.0
Sacked-Yards Lost	41-365	40-334
Gross Yards	4082	3998
Att.-Completions	518-302	518-297
Completion Pct.	58.3	57.3
Had Intercepted	13	19
PUNTS-AVERAGE	63-40.7	60-41.3
Net Punting Avg.	29.7	34.5
PENALTIES-YARDS	110-795	84-731
FUMBLES-BALL LOST	35-16	34-19
TOUCHDOWNS	53	51
Rushing	20	23
Passing	31	26
Returns	2	2

Score by Periods	1	2	3	4	OT	Tot
Bengals	115	106	119	101	-	441
Opponents	61	131	107	138	-	437

SCORING	TD-Ru	Pa-R	PAT	FG	S	TP
Breech	0	0	0	48-50	3	0 120
Brooks	12	7	5	0	-	0 72
Kinnebrew	10	9	1	0	-	0 60
Brown	8	0	8	0	-	0 48
Holman	7	0	7	0	-	0 42
Collinsworth	5	0	5	0	-	0 30
Jennings	4	1	3	0	-	0 24
Alexander	2	2	0	0	-	0 12
Kreider	1	0	1	0	1	0 7
Esiason	1	1	0	0	-	0 6
Griffin	1	0	0	1	-	0 6
Harris	1	0	1	0	-	0 6
Jackson	1	0	0	1	-	0 6
Browner	0	0	0	0	-	1 2
Bengals	53	20	31	2	49-53	24-33 1 441
Opponents	51	23	26	2	51-51	28-34 1 437

PASSING	Att	Cmp	Yds	Cmp %	Yds/Att	TD	INT	Int %	Sack-Lost	Rat
Esiason	431	251	3443	58.2	7.99	27	6.3	12	2.8	681 32-289 93.2
Schonert	51	33	460	64.7	9.02	1	2.0	0	0.0	71 6-54 100.1
Anderson	32	16	170	50.0	5.31	2	6.3	0	0.0	441 2-16 86.7
Brooks	1	1	8	100.0	8.00	1	100.0	0	0.0	81 0-0 139.6
Kreider	1	1	1	100.0	1.00	0	0.0	0	0.0	1 0-0 79.2
Collinsworth	1	0	0	0.0	0.00	0	0.0	1	100.0	0 0-0 0.0
McInally	1	0	0	0.0	0.00	0	0.0	0	0.0	0 0-0 39.6
Brown	0	0	0	-	0.00	0	-	0	-	0 1-6 0.0
Bengals	518	302	4082	58.3	7.88	31	6.0	13	2.5	71 41-365 93.0
Opponents	518	297	3998	57.3	7.72	26	5.0	19	3.7	-40-334 83.5

USUAL STARTERS

OFFENSE	DEFENSE
WR Kris Collinsworth	LE Eddie Edwards
LT Anthony Munoz	NT Tim Krumrie
LG Brian Blados	RE Ross Browner
C Dave Rimington	LOLB Jeff Schuh
RG Max Montoya	LILB Ron Simpkins
RT Mike Wilson	ROLB Reggie Williams
TE Rodney Holman	RILB Glenn Cameron
WR Eddie Brown	ROLB Reggie Williams
QB Boomer Esiason	LCB Louis Breenen
HB James Brooks	RCB Ray Horton
FB Larry Kinnebrew	SS Bobby Kemp
	FS James Griffin

FIELD GOALS	1-19	20-29	30-39	40-49	50+
Breech	0-0	7-8	12-13	4-6	1-6
Bengals	0-0	7-8	12-13	4-6	1-6

FIELD GOAL ATTEMPTS BY GAME:
Breech: (22G) (46G, 33G) (-) (50N, 32G) (29G, 53G, 53N) (-) (47G, 22G) (32G, 39G, 40G, 37G) (31G) (28G, 33G, 51N, 50M) (37N, 39G, 37G) (30G, 29G) (48N, 28N, 29G) (49N) (51N, 38G) (22G, 42G, 30G)

DEFENSE/SPECIAL TEAMS/MISC. DEF.							
Player	Tkl	Asl	Tot	Sks-Yds	PD	FF	FR-Yds
Krumrie	68	28	96	3.5-25	1	1	2-0
Jackson	70	16	86	0-0	12	2	1-0
Breenen	60	21	81	1-10	17	0	0-0
Simpkins	56	22	78	3-5-31	2	2	1-4
Kemp	57	17	74	1-5	3	1	0-0
Williams	44	22	66	3.5-31	4	3	4-4
Horton	53	10	63	0-0	8	0	1-0
Browner	48	15	63	9-6-9	1	0	2-0
Zander	48	12	60	2-11	1	1	1-34
Griffin	40	15	55	1-11	11	2	1-28
Edwards	36	10	46	8.5-71	0	3	2-0
Schuh	36	10	46	4-35	1	1	0-0
Cameron	30	8	38	0-0	0	0	0-0
Turner	24	9	33	0-0	2	0	0-0
Barker	24	8	32	0-0	1	3	0-0
King	15	2	17	2-21	0	0	1-0
Boyersky	8	6	14	1-14	0	0	0-0
Johnson	10	3	13	0-0	0	0	0-0
Simpkins	8	2	10	0-0	0	0	0-0
Davis	4	4	8	0-0	1	0	0-0
Washington	5	2	7	0-0	2	0	1-0
Collins	5	1	6	0-0	1	0	0-0
Jennings	5	1	6	0-0	0	0	1-0
Kern	4	2	6	0-0	0	0	0-0
Dinkel	3	0	3	0-0	0	0	0-0
Kreider	3	0	3	0-0	0	0	0-0
Montoya	3	0	3	0-0	0	0	0-0
Holman	2	1	3	0-0	0	0	0-0
Thomas	2	1	3	0-0	0	0	0-0
Brooks	2	0	2	0-0	0	0	0-0
Esiason	2	0	2	0-0	0	0	0-0
Harris	2	0	2	0-0	0	0	0-0
Kinnebrew	2	0	2	0-0	0	0	0-0
Wilson	2	0	2	0-0	0	0	0-0
Alexander	1	0	1	0-0	0	0	0-0
Brown	1	0	1	0-0	0	0	0-0
McInally	1	0	1	0-0	0	0	0-0
Munoz	1	0	1	0-0	0	0	0-0
Reiners	1	0	1	0-0	0	0	0-0

Blocked Kicks: None.

TEAM HISTORY

1986 FINAL STATISTICS (10-6-0)

USUAL STARTERS

Date	W/L	Score	Opponent	Alt.
Sept. 7	L	14-24	at Kansas City	43,430
Sept. 14	W	36-33*	Buffalo	52,714
Sept. 18	L	30-13	at Cleveland	78,779
Sept. 28	L	7-44	Chicago	55,146
Oct. 5	W	34-28	at Green Bay	51,230
Oct. 13	W	24-22	Pittsburgh	54,283
Oct. 19	W	31-28	Houston	53,844
Oct. 26	L	9-30	at Pittsburgh	50,815
Nov. 2	W	24-17	at Detroit	52,423
Nov. 9	L	28-32	at Houston	32,130
Nov. 16	W	34-7	Seattle	54,410
Nov. 23	W	24-20	Minnesota	53,003
Nov. 30	L	28-34	at Denver	58,705
Dec. 7	W	31-7	at New England	60,633
Dec. 14	L	3-34	Cleveland	58,062
Dec. 21	W	52-21	N.Y. Jets	51,619

*Overtime

TEAM STATISTICS	Bengals	Opponents
TOTAL FIRST DOWNS	348	336
Rushing	134	134
Passing	183	171
Penalty	31	31
3rd Down: Made-Att.	79-199	84-218
4th Down: Made-Att.	9-16	12-16
POSSESSION AVG.	28:48	31:12
TOTAL NET YARDS	6490	5274
Avg. Per Game	405.6	329.5
Total Plays	1046	1051
Avg. Per Play	6.2	5.0
NET YARDS RUSHING	2533	2122
Avg. Per Game	158.3	132.6
Total Rushes	521	514
NET YARDS PASSING	3957	3152
Avg. Per Game	247.3	197.0
Sacked-Yards Lost	28-203	42-368
Gross Yards	4160	3520
Att.-Completions	497-287	405-278
Completion Pct.	57.7	56.2
Had Intercepted	20	17
PUNTS-AVERAGE	59-33.8	77-39.8
Net Punting Avg.	29.7	34.5
PENALTIES-YARDS	111-847	93-640
FUMBLES-BALL LOST	31-16	30-11
TOUCHDOWNS	51	47
Rushing	24	23
Passing	25	17
Returns	2	7

Score by Periods	1	2	3	4	OT	Total
Bengals	69	126	72	139	3	409
Opponents	113	92	122	67	0	394

SCORING	TD	Ru	Pa	Rt	PAT	FG	S	TP
Breech	0	0	0	0	50-51	17-32	0	101
Collinsworth	10	0	10	0	—	—	0	60
Brooks	9	5	4	0	—	—	0	54
Kinnbrew	9	8	1	0	—	—	0	54
Wilson	8	8	0	0	—	—	0	48
Brown	4	0	4	0	—	—	0	24
Holman	2	0	2	0	—	—	0	12
Munoz	2	0	2	0	—	—	0	12
Breedon	1	0	0	1	—	—	0	6
Edwards	1	0	0	1	—	—	0	6
Eslason	1	1	0	0	—	—	0	6
Hayes	1	1	0	0	—	—	0	6
Jennings	1	1	0	0	—	—	0	6
Kattus	1	0	1	0	—	—	0	6
McGee	1	0	1	0	—	—	0	6
White	0	0	0	0	—	—	1	2
Bengals	51	24	25	2	50-51	17-32	1	409
Opponents	47	23	17	7	44-47	22-30	1	394

PASSING	Att	Cmp	Yds	Cmp %	Yds/Att	TD	INT	Int %	Lg	Sack-Lost	Rat	
Eslason	469	273	3959	58.2	8.44	24	5.1	17	3.6	57	26-194	87.7
Anderson	23	11	171	47.8	7.43	1	4.3	2	8.7	43	1-4	51.2
Gaynor	3	3	30	100.0	10.00	0	0.0	0	0.0	16	1-5	108.3
Brooks	1	0	0	0.0	0.00	0	0.0	0	0.0	0	0-0	39.6
Kreider	1	0	0	0.0	0.00	0	0.0	1	100.0	0	0-0	0.0
Bengals	497	287	4160	57.7	8.37	25	5.0	20	4.0	57	28-203	85.1
Opponents	495	278	3520	56.2	7.11	17	3.4	17	3.4	64	42-368	75.7

RUSHING	No	Yds	Avg	Lg	TD
Brooks	205	1087	5.3	56	5
Kinnbrew	131	519	4.0	39	8
Wilson	68	379	5.6	58	8
Johnson	39	226	5.8	34	0
Eslason	44	146	3.3	23	1
Hayes	3	92	30.7	61	1
Jennings	16	54	3.4	10	1
Brown	8	32	4.0	17	0
McGee	4	10	2.5	6	0
Gaynor	1	4	4.0	4	0
Collinsworth	2	-16	-8.0	-6	0
Bengals	521	2533	4.9	61	24
Opponents	514	2122	4.1	75	23

RECEIVING	No	Yds	Avg	Lg	TD
Collinsworth	62	1024	16.5	46	10
Brown	58	964	16.6	57	4
Brooks	54	686	12.7	54	4
Holman	40	570	14.3	34	2
McGee	16	276	17.3	51	1
Kinnbrew	13	136	10.5	31	1
Johnson	13	103	7.9	17	0
Kattus	11	99	9.0	28	1
Jennings	6	86	14.3	34	0
Kreider	5	96	19.2	23	0
Wilson	4	45	11.3	34	0
Martin	3	68	22.7	51	0
Munoz	2	7	3.5	5	2
Bengals	287	4160	14.5	57	25
Opponents	278	3520	12.7	84	17

INTERCEPTIONS	No	Yds	Avg	Lg	TD
Breedon	7	72	10.3	36	1
Fulcher	4	20	5.0	15	0
Barker	2	7	3.5	7	0
Bussey	1	19	19.0	19	0
Zander	1	18	18.0	18	0
Kelly	1	6	6.0	6	0
Horton	1	4	4.0	4	0
Bengals	17	145	8.6	36	1
Opponents	20	189	9.5	49	0

PUNTING	No	Yds	Avg	TD	In20	Lg	B
Hayes	56	1965	35.1	3	11	52	2
Eslason	1	31	31.0	0	1	31	0
Bengals	59	1996	33.8	3	12	52	2
Opponents	77	3068	39.8	9	14	66	0

PUNT RETURNS	Ret	FC	Yds	Avg	Lg	TD
Martin	13	6	96	7.4	14	0
Horton	11	3	111	10.1	25	0
McGee	3	4	21	7.0	9	0
Simmons	2	4	7	3.5	6	0
Bengals	29	17	235	8.1	25	0
Opponents	19	14	182	9.6	54	0

KICKOFF RETURNS	No	Yds	Avg	Lg	TD
McGee	43	1007	23.4	94	0
Jennings	12	257	21.4	41	0
Martin	4	83	20.8	21	0
Simmons	2	24	12.0	15	0
Holman	1	18	18.0	18	0
Simmons	1	0	0.0	0	0
Bengals	63	1389	22.0	94	0
Opponents	80	1611	20.1	96	1

DEFENSE	No	Yds	Avg	Lg	TD
Brooks	43	1007	23.4	94	0
Jennings	12	257	21.4	41	0
Martin	4	83	20.8	21	0
Simmons	2	24	12.0	15	0
Holman	1	18	18.0	18	0
Simmons	1	0	0.0	0	0
Bengals	63	1389	22.0	94	0
Opponents	80	1611	20.1	96	1

OFFENSE	DEFENSE
WR Cris Collinsworth	LE Eddie Edwards
LT Anthony Munoz	NT Tim Krumrie
LG Bruce Kozerski	RE Ross Browner
C Dave Rimington	LOLB Emmanuel King
RG Max Montoya	LILB Carl Zander
RT Brian Blados	RILB Leo Barker
Joe Walter	Joe Kelly
TE Rodney Holman	ROLB Reggie Williams
WR Eddie Brown	LCB Louis Breaden
QB Boomer Eslason	RCB Lewis Billups
HB David Brooks	SS David Fulcher
FB Larry Kinnbrew	FS Bobby Kemp

FIELD GOALS	1-19	20-29	30-39	40-49	50+
Breech	1-2	4-5	5-7	5-14	2-4
Bengals	1-2	4-5	5-7	5-14	2-4
Opponents	4-4	4-5	6-6	8-13	0-2

FIELD GOAL ATTEMPTS BY GAME:
Breech: (-) (51G, 20G) (48G, 33G, 25G) (-) (48N) (40N, 40G) (49N, 51G, 41N) (27N, 19G, 30N, 40G, 31G) (50N, 38G, 44N) (49N, 47N) (37G, 51N, 34G) (19N, 49N, 40G) (39N) (24G, 44N) (23G) (43G).
Opponents: (45N, 18G) (20G, 44G) (19G, 34G) (41G) (-) (27N, 24G, 44G) (-) (31G, 43G, 41G) (50N, 18G) (42G, 26G, 30G, 46G) (49N, 42N, 55N) (24G, 35G) (49G, 33G) (44N) (46N, 39G, 19G) (-).

DEFENSE/SPECIAL TEAMS/MISC. DEF.							
Player	Tkl	Asst	Tot	Sks-Yds	PD	FF	FR-Yds
Krumrie	73	40	113	1-4	0	0	2-18
Fulcher	75	30	105	2-18	7	0	1-0
Zander	61	36	97	3.5-34	4	0	1-0
Williams	73	23	96	4.5-34	3	2	1-0
King	52	18	70	9-88	1	2	1-1
Breedon	49	7	56	0-0	14	1	0-0
Horton	44	11	55	0-0	9	0	0-0
Kemp	37	14	51	0-0	3	0	0-0
Browner	37	12	49	6.5-57	0	2	1-0
Edwards	35	10	45	6.5-49	3	0	2-0
Barker	28	15	43	0-0	2	2	0-0
Kelly	25	10	35	1-7	1	0	1-0
Billups	28	5	33	1-9	11	1	1-2
Simmons	21	6	27	0-0	0	0	0-0
Bussey	19	5	24	1-12	1	0	0-0
Jackson	19	5	24	0-0	3	0	0-0
Simmons	21	6	27	0-0	0	0	0-0
Skow	16	3	19	3-24	1	0	0-0
Simmons	16	1	17	1-15	4	0	0-0
Kattus	13	1	14	0-0	0	0	0-0
White	12	2	14	0-0	0	0	0-0
Brady	9	3	12	0-0	0	0	0-0
Hammerstein	3	7	10	1-6	0	0	0-0
Turner	8	1	9	0-0	2	0	0-0
DeAyala	7	2	9	1-11	0	0	0-0
Johnson	6	2	8	0-0	0	0	0-0
Jennings	5	1	6	0-0	0	0	0-0
Holman	3	0	3	0-0	0	0	0-0
Brown	2	0	2	0-0	0	0	0-0
Collinsworth	2	0	2	0-0	0	0	0-0
Kozerski	2	0	2	0-0	0	0	0-0
Wilson	2	0	2	0-0	0	0	0-0
Breech	1	1	2	0-0	0	0	0-0
Kreider	1	1	2	0-0	0	0	0-0
Brooks	1	0	1	0-0	0	0	0-0
Hayes	1	0	1	0-0	0	0	0-0
Kinnbrew	1	0	1	0-0	0	0	0-0
Montoya	1	0	1	0-0	0	0	0-0
Walter	1	0	1	0-0	0	0	0-0
Douglas	0	1	1	0-0	0	0	0-0

Blocked Kicks: Reimers (1 blocked PAT).

1987 FINAL STATISTICS (4-11-0)

Date	W/L	Score	Opponent	Alt.
Sept. 13	W	23-21	at Indianapolis	59,387
Sept. 20	L	26-27	San Francisco	53,498
Sept. 27	at L.A.	Rams/canceled - players strike		
Oct. 4**	L	9-10	San Diego	18,074
Oct. 11**	W	17-10	at Seattle	31,739
Oct. 18**	L	0-34	Cleveland	40,179
Oct. 25	L	20-23	at Pittsburgh	53,692
Nov. 1	L	29-31	Houston	52,700
Nov. 8	L	14-20	Miami	53,840
Nov. 15	W	16-10	at Atlanta	25,758
Nov. 22	L	16-30	Pittsburgh	59,910
Nov. 29	L	20-27	at N.Y. Jets	41,135
Dec. 6	W	30-27*	Kansas City	46,489
Dec. 13	L	24-38	at Cleveland	77,331
Dec. 20	L	24-41	New Orleans	43,424
Dec. 27	L	17-21	at Houston	49,775

*Overtime; **Replacement Game

TEAM STATISTICS	Bengals	Opponents
TOTAL FIRST DOWNS	319	286
Rushing	130	99
Passing	159	188
Penalty	30	18
3rd Down Made-Att.	81-216	79-194
4th Down Made-Att.	8-18	4-6
POSSESSION AVG.	30:24	29:36
TOTAL NET YARDS	5377	4697
Avg. Per Game	358.5	313.1
Total Plays	1045	937
Avg. Per Play	5.1	5.0
NET YARDS RUSHING	2164	1641
Avg. Per Game	144.3	109.4
Total Rushes	538	441
NET YARDS PASSING	3213	3056
Avg. Per Game	214.2	203.7
Sacked-Yards Lost	32-255	40-303
Gross Yards	3468	3359
Att.-Completions	475-255	456-267
Completion Pct.	53.7	58.6
Had Intercepted	20	14
PUNTS-AVERAGE	73-41.0	75-40.2
Net Punting Avg.	34.5	33.4
PENALTIES-YARDS	99-791	79-669
FOULBE-BALL LOST	29-12	26-12
TOUCHDOWNS	30	43
Rushing	13	15
Passing	17	24
Returns	0	4

Score by Periods	1	2	3	4	OT	Total
Bengals	87	72	40	83	3	285
Opponents	44	106	96	124	0	370

SCORING	TD-Ru	Pa-Rt	Pat	FG	ST	TP
Breech	0	0	0	25-27	24-30	0
Kinnbrew	8	8	0	0	0	48
Brooks	3	1	2	0	0	18
E. Brown	3	0	0	0	0	18
Jennings	3	1	2	0	0	18
Martin	3	0	0	0	0	18
Holman	2	0	0	0	0	12
Kattus	2	0	0	0	0	12
B. Johnson	1	1	0	0	0	6
Logan	1	1	0	0	0	6
Manca	0	0	0	3-3	1-2	0
McCluskey	1	1	0	0	0	6
McGee	1	0	1	0	0	6
Munoz	1	0	1	0	0	6
Russell	1	0	1	0	0	6
Schutt	0	0	0	0	0	2
Bengals	30	13	17	0	28-30	25-32
Opponents	43	15	24	4	43-43	23-26

RUSHING	No	Yds	Avg	Lg	TD
Kinnbrew	145	570	3.9	52	8
Jennings	70	314	4.5	18	1
Brooks	94	290	3.1	18	1
Eslason	52	241	4.6	19	0
B. Johnson	39	205	5.3	20	1
Logan	37	203	5.5	51	1
McCluskey	29	94	3.2	12	1
Wright	24	74	3.1	10	0

(continued)

PASSING	Att	Cmp	Yds	Cmp %	Yds/Att	TD	INT	Lg	Sack-Lost	Rat
Eslason	440	240	3321	54.5	7.55	16	3.6	611	26-209	73.1
D. Walter	21	10	113	47.6	5.38	0	0.0	35	2-15	64.2
Breen	8	3	9	37.5	1.13	1	12.5	0	3-18	85.4
Bennett	6	2	25	33.3	4.17	0	0.0	1	0-0	75.6
Hillary	0	0	0	0	0	0	0	0	1-13	0.0
Bengals	475	255	3468	53.7	7.30	17	3.6	611	32-255	71.6
Opponents	456	267	3359	58.6	7.37	24	5.3	14	40-303	86.3

RUSHING-cont'd	No	Yds	Avg	Lg	TD
D. Walter	16	70	4.4	16	0
Rice	18	59	3.3	8	0
Manahan	4	19	4.8	17	0
Breen	6	18	3.0	9	0
Bennett	2	17	8.5	9	0
E. Brown	1	0	0.0	0	0
McGee	1	-10	-10.0	-10	0
Bengals	538	2164	4.0	52	13
Opponents	441	1641	3.7	421	15

RECEIVING	No	Yds	Avg	Lg	TD
E. Brown	44	608	13.8	47	3
Jennings	35	277	7.9	24	2
Collinsworth	31	494	15.9	53	0
Holman	28	438	15.6	611	2
McGee	23	408	17.7	49	1
Brooks	22	272	12.4	46	2
Martin	20	394	19.7	541	3
Kattus	18	217	12.1	57	2
Kinnbrew	9	114	12.7	25	0
Hillary	5	65	13.0	23	0
Wright	4	28	7.0	11	0
Meahan	3	25	8.3	12	0
B. Johnson	3	19	6.3	9	0
Logan	3	14	4.7	18	0
Pleasant	2	45	22.5	35	0
Russell	2	27	13.5	23	1
Munoz	2	15	7.5	12	1
McCluskey	1	8	8.0	8	0
Bengals	255	3468	13.6	611	17
Opponents	267	3359	12.6	53	24

INTERCEPTIONS	No	Yds	Avg	Lg	TD
Jackson	3	49	16.3	29	0
Fulcher	3	30	10.0	28	0
Breedon	2	49	24.5	44	0
D. Smith	2	0	0.0	0	0
Wilcoits	1	37	37.0	37	0
Niehoff	1	19	19.0	19	0
Thomas	1	3	3.0	3	0
Bussey	1	0	0.0	0	0
Bengals	14	187	13.4	44	0
Opponents	20	336	16.8	76	2

PUNTING	No	Yds	Avg	TB	In20	Lg	TD
Fulhage	52	2166	41.7	5	10	58	0
Horne	19	759	39.9	4	2	57	0
Eslason	2	68	34.0	0	1	41	0
Bengals	73	2995	41.0	9	13	58	0
Opponents	75	3017	40.2	11	15	68	0

PUNT RETURNS	Ret	FC	Yds	Avg	Lg	TD
Martin	28	5	277	9.9	21	0
K. Brown	5	3	16	3.2	10	0
Horton	1	0	0	0.0	0	0
Jackson	0	1	0	0	0	0
Bengals	34	9	293	8.6	21	0
Opponents	42	8	299	7.1	26	0

KICKOFF RETURNS	No	Yds	Avg	Lg	TD
Bussey	21	406	19.3	34	0
McGee	15	242	16.1	24	0
Wright	13	266	20.5	30	0
Martin	3	51	17.0	20	0
K. Brown	3	45	15.0	20	0
Brooks	2	42	21.0	23	0
Jennings	2	32	16.0	16	0
Logan	3	31	10.3	16	0
Hillary	3	22	7.3	13	0
Meahan	1	15	15.0	15	0
Fulcher	1	9	9.0	9	0
Bengals	67	1161	17.3	34	0
Opponents	62	1145	18.5	62	0

FIELD GOALS	1-19	20-29	30-39	40-49	50+
Breech	0-0	6-7	12-12	6-11	0-0
Manca	0-0	1-1	0-0	0-1	0-0
Bengals	0-0	7-8	12-12	6-12	0-0
Opponents	0-0	9-9	7-8	6-8	1-1

USUAL STARTERS			
OFFENSE		DEFENSE	
WR	Cris Collinsworth	LE	Eddie Edwards
	Tim McGee	NT	Tim Krumm
LT	Anthony Munoz	RE	Jim Skow
LG	Bruce Reimers	LOLB	Emmanuel King
C	Dave Rrimington	LILB	Carl Zander
RG	Max Montoya	RILB	Joe Kelly
RT	Joe Walker	ROLB	Reggie Williams
TE	Rodney Holman	LCB	Ray Horton
WR	Eddie Brown	RCB	Lewis Billups
QB	Boomer Esiason	SS	Dale Fulcher
HB	James Brooks	FS	Robert Jackson
FB	Larry Kinnbrew		

FIELD GOAL ATTEMPTS BY GAME:			
Breech:	(42N, 20G) (23G, 42G, 41G, 46G) (-)		
(-) (-) (-) (32G, 33G, 36G, 38G, 32G) (-) (31G, 43G, 22G, 30G) (35G, 36G, 41G) (31G, 35G, 46G) (37G, 27G, 28G, 32G) (26G) (43G, 46N) (43G)			
Manca: (-) (-) (45B) (38G)			
Opponents: (-) (-) (24G, 31G) (30N, 24G) (24G) (45G, 33G) (45G, 21G, 20G) (47G) (48G, 45N, 34G) (44G) (43G, 52G, 36G) (24G, 23G) (39G, 33G) (27G) (21G, 30G) (42N).			

DEFENSE/SPECIAL TEAMS/MISC. DEF.							
Player	Tkl	Asst	Tot	Sks-Yds	PD	FF	FR-Yds
Krumm	62	26	88	3.5-28.5	1	0	0-0
Williams	56	19	75	6-45	0	1	2-0
Fulcher	51	21	72	3-22	10	1	0-0
Jackson	57	13	70	0-0	4	0	1-0
Zander	44	17	61	1-14	1	0	0-0
Horton	40	13	53	0-0	4	0	0-0
Billups	38	7	45	0-0	11	1	1-0
Kelly	36	9	45	1-2	1	1	0-0
Edwards	32	7	39	4-32	0	0	1-0
Bussey	26	13	39	2-15	5	0	0-0
King	23	13	36	4-30	2	0	0-0
Inglis	23	11	34	0-0	1	1	0-0
DeVala	17	11	28	0-0	0	0	1-0
Skow	23	4	27	4.5-38.5	0	0	0-0
Barber	19	6	25	0-0	2	0	0-0
M. Johnson	15	5	20	0-0	1	1	0-0
Thomas	15	3	18	1-5	16	0	0-0
Barker	14	4	18	0-0	0	0	0-0
D. Smith	14	3	17	0-0	2	0	0-0
Brady	12	1	13	0-0	0	0	1-0
Breedon	10	3	13	0-0	7	0	0-0
Fisher	9	3	12	0-0	0	0	1-0
White	11	0	11	0-0	0	0	0-0
Hammertstein	9	2	11	1-8	0	0	0-0
Ward	9	2	11	1-3	0	0	0-0
Wilcoits	9	1	10	0-0	2	0	0-0
Catchings	7	2	9	2.5-14.5	0	0	1-0
Fears	4	4	8	0-0	0	0	0-0
McClendon	7	0	7	0-0	0	0	0-0
Berthussen	6	1	7	2.5-12.5	0	0	1-1
Jennings	6	1	7	0-0	0	0	1-0
Kattus	6	1	7	0-0	0	1	1-0
Hillary	5	0	5	0-0	0	0	0-0
Hunt	5	0	5	0-0	1	0	0-0
J. Smith	3	2	5	0-0	0	0	0-0
Manning	4	0	4	0-0	1	0	0-0
Buck	3	1	4	2-15	0	0	0-0
Logan	3	0	3	0-0	0	0	0-0
McGee	3	0	3	0-0	0	0	0-0
J. Walker	3	0	3	0-0	0	0	0-0
Schutt	3	0	3	1-18	0	0	0-0
Reinke	2	1	3	0-0	1	0	0-0
Kinnbrew	2	0	2	0-0	0	0	0-0
Kozerski	2	0	2	0-0	0	0	0-0
Martin	2	0	2	0-0	0	0	0-0
McCluskey	2	0	2	0-0	0	0	0-0
Meehan	2	0	2	0-0	0	0	0-0
Reimers	2	0	2	0-0	0	0	0-0
Sellers	2	0	2	0-0	0	0	0-0
Rice	1	1	2	0-0	0	0	0-0
Brooks	1	0	1	0-0	0	0	0-0
E. Brown	1	0	1	0-0	1	0	0-0
Eaddy	1	0	1	0-0	0	0	0-0
Holman	1	0	1	0-0	0	0	0-0
B. Johnson	1	0	1	0-0	0	0	0-0
Munoz	1	0	1	0-0	0	0	0-0
Riggs	1	0	1	0-0	0	0	0-0
Romasko	1	0	1	0-0	0	0	0-0
Wright	1	0	1	0-0	0	0	0-0
Manos	0	1	1	0-0	0	0	0-0

1988 FINAL STATISTICS (12-4-0)

Date	W/L	Score	Opponent	Att.	RUSHING	No	Yds	Avg	Lg	TD
Sept. 4	W	21-14	Phoenix	50,404	Woods	203	1066	5.3	56	15
Sept. 11	W	28-24	at Philadelphia	56,459	Brooks	182	931	5.1	51	1
Sept. 18	W	17-12	at Pittsburgh	56,647	Wilson	112	398	3.6	19	2
Sept. 25	W	24-17	Cleveland	54,943	Esiason	43	248	5.6	24	1
Oct. 2	W	45-21	at L.A. Raiders	42,594	Jennings	17	47	2.8	9	1
Oct. 9	W	36-19	N.Y. Jets	57,482	Logan	2	10	5.0	9	0
Oct. 16	L	21-27	at New England	59,969	Schonert	2	10	5.0	7	0
Oct. 23	W	44-21	Houston	54,659	Norseth	1	5	5.0	5	0
Oct. 30	L	16-23	at Cleveland	79,147	Brown	1	-5	-5.0	-5	0
Nov. 6	W	42-7	Pittsburgh	56,403	Bengals	563	2710	4.8	56	27
Nov. 13	L	28-31	at Kansas City	34,614	Opponents	493	2048	4.2	48	18
Nov. 20	W	38-24	at Dallas	37,865						
Nov. 27	W	35-21	Buffalo	56,672	RECEIVING	No	Yds	Avg	Lg	TD
Dec. 4	W	27-10	San Diego	58,686	Brown	53	1273	24.0	86	9
Dec. 11	L	6-41	at Houston	50,269	Holman	39	527	13.5	33	3
Dec. 17	W	20-17*	Washington	52,157	McGee	36	686	19.1	78	1

*Overtime

TEAM STATISTICS	Bengals	Opponents	Collinsworth	13	227	17.5	36	1
TOTAL FIRST DOWNS	351	322	Wilson	9	110	12.2	28	1
Rushing	159	126	Riggs	9	82	9.1	16	0
Passing	165	177	Hillary	5	76	15.2	31	1
Penalty	27	19	Jennings	5	75	15.0	31	0
3rd Down: Made-Att.	80-181	96-221	Martin	2	22	11.0	151	0
4th Down: Made-Att.	8-11	12-27	Logan	2	20	10.0	17	0
POSSESSION AVG.	29:32	30:28	Kattus	2	8	4.0	11	0
TOTAL NET YARDS	6057	5182	Bengals	225	3592	16.0	861	28
Avg. Per Game	378.6	323.9	Opponents	283	3508	12.4	651	19
Total Plays	985	1059	INTERCEPTIONS	No	Yds	Avg	Lg	TD
Avg. Per Play	6.1	4.9	Thomas	7	61	8.7	37	0
NET YARDS RUSHING	2710	2048	Fulcher	5	38	7.6	161	1
Avg. Per Game	169.4	128.0	Billups	4	47	11.8	29	0
Total Rushes	563	493	Horton	3	13	4.3	11	0
NET YARDS PASSING	3347	3134	Dixon	1	13	13.0	13	0
Avg. Per Game	209.2	195.9	Wilcots	1	6	6.0	6	0
Sacked-Yards Lost	30-245	42-374	Zander	1	3	3.0	3	0
Gross Yards	3592	3508	Bengals	22	181	8.2	37	1
Att.-Completions	392-225	524-283	Opponents	14	185	13.2	46	0
Completion Pct.	57.4	54.0	PUNTING	No	Yds	Avg	Tb	In Lg
Had Intercepted:	14	22	Fulhage	44	1672	38.0	5	13
POINTS-AVERAGE	64-36.7	65-39.9	Johnson	14	594	42.4	1	4
Net Punting Avg.	30.2	35.6	Breesch	3	64	21.3	1	1
PENALTIES-YARDS	82-647	95-873	Eason	1	21	21.0	0	0
FUMBLES-BALL LOST	28-13	28-14	Bengals	64	2351	36.7	7	18
TOUCHDOWNS	59	39	Opponents	65	2596	39.9	2	12
Rushing	27	18	PUNT RETURNS	Ret	Fc	Yds	Av	Lg
Passing	28	19						TD
Returns	4	2						

Score by Periods	1	2	3	4	OT	Tot
Bengals	99	147	107	92	3	448
Opponents	67	79	95	88	0	329

SCORING	TD	Ru	Pa	Ri	PAT	FG	S	TP	Opponents	32	7	280	8.8	2.6	25
Woods	15	15	0	0				90	KICKOFF RETURNS	No	Yds	Avg	Ld	Td	
Breoch	0	0	0	0				89	Jennings	32	684	21.4	981	1	
Brooks	14	4	6	0	56-59	11-16		84	Hillary	12	156	16.3	24		1
Brown	9	0	0	0				54	Bussey	7	83	11.9	22		0
McGee	9	0	0	0				36	Logan	4	80	20.0	24		0
Holman	3	0	3	0				18	Dixon	1	18	18.0	18		0
Wilson	3	2	1	0				18	Brooks	1	-6	-6.0	-6		0
Jennings	2	1	0	1				12	Riggs			1 fair catch			
Barker	1	0	0	1				6	Bengals	57	1054	18.5	981	1	
Bitlups	1	0	0	1				6	Opponents	61	1335	21.9	84		0
Collinsworth	1	0	0	1				6	FIELD GOALS	1-19	20-29	30-39	40-49	50+	
Esiason	1	1	0	0				6	Breoch	1-1	2-5	3-4	2-5	0-1	
Fulcher	1	0	0	1				6	Johnson	0-0	0-0	0-0	0-0	0-1	
Hillary	1	0	1	0				6	Bengals	1-1	5-5	3-4	2-5	1-3	
Martin	1	0	1	0				6	Opponents	1-1	4-5	7-7	5-10	0-1	
Johnson	0	0	0	0	0-0	1-2		3	FIELD GOAL ATTEMPTS BY GAME:						
TEAM	0	0	0	0				2	Breoch: (42N) (-) (32G) (34G) (28G) (30N, 25G)						
Bengals	59	27	26	4	56-59	12-18		1							
Opponents	39	18	28	2	36-39	17-24		3							

(-) (-) (19G, 32G, 22G) (-) (-) (41G) (51N) (46N)
(45G, 27G) (40N, 20G). **Johnson:** (-) (-) (-) (-)
(-) (-) (-) (-) (-) (-) (-) (-) (50N) (-) (50G).

(continued)

PASSING	Att	Cmp	Yds	Cmp %	Yds/Att	TD	INT	Int %	Lg	Sack-Lost	Ret	
Escision	388	223	3572	57.5	9.21	28	7.2	14	3.5	861	30-245	97.4
Schnorn	4	2	20	50.0	5.00	0	0.0	0	0.0	17	0-0	64.5
Bengals	392	225	3592	57.4	9.16	28	7.1	14	3.5	861	30-245	97.4
Opponents	524	283	3508	54.0	6.69	19	3.6	22	4.2	661	42-374	69.6

USUAL STARTERS

OFFENSE		DEFENSE	
WR	Tim McGee	LE	Skip McClendon
LT	Anthony Munoz	NT	Tim Krumrie
LG	Bruce Reimers	RE	Jim Skow
C	Bruce Kozerski	LOLB	Leon White
RG	Max Montoya	LLB	Carl Zander
RT	Joe Walter	RILB	Joe Kelly
TE	Rodney Holman	ROLB	Reggie Williams
WR	Eddie Brown	LCB	Leslie Billups
QB	Boomer Esiason	RCB	Eric Thomas
FB	James Brooks	SS	Dale Fulcher
HB	Icey Woods	FS	Solomon Wilcois

FIELD GOAL ATTEMPTS BY GAME-cont'd:
Opponents: (58N) (42N, 34G) (48N, 19G) (27G)
 (-) (30G) (43N) (45N) (34G, 39G, 29G) (-) (37G,
 35G, 23G, 47G, 39G) (44G) (-) (26G, 41N) (43G,
 48G) (43G, 29N)

DEFENSE				Sks-	Yds	PD	FF	FR
Player	Tkl	Asst	Tot	Yds	PD	FF	FR	Yds
Krumrie	95	56	151	3-26	1	4	3	0
Fulcher	72	36	108	15-125	11	7	0	0
Wilcoits	52	32	84	0-0	1	0	0	0
Zander	46	34	80	0-0	1	0	1	0
Thomas	49	18	67	0-0	32	1	0	0
Williams	34	31	65	2.5-19	4	0	0	0
Kelly	40	21	61	0-0	1	0	0	0
White	36	24	60	3-24	4	3	0	0
Billups	47	10	57	0-0	16	0	2	26
Skow	31	13	44	9.5-65.5	2	2	0	0
Buck	24	10	34	6-46.5	0	0	0	0
Barber	22	12	34	3-33	1	1	1	34
McClendon	20	11	31	2-27	0	2	0	0
Grant	17	13	30	5-37	2	0	1	0
Dixon	29	0	29	0-0	9	0	0	0
Bussey	21	4	25	4-36	3	1	1	0
Horton	21	4	25	1-11	2	0	0	0
Edwards	4	5	9	0.5-3.5	0	0	0	0
Dar. Smith	5	1	6	0-0	0	0	0	0
King	2	1	3	0-0	0	0	0	0
Maxe	0	2	2	0-0	0	0	0	0
Brady	0	1	1	0-0	0	0	0	0
TEAM	-	-	-	1-10	-	-	-	-

SPECIAL Player	TKL	Asst	Tot	FF	FR- Yds	BP	BFG	EXP
Bussey	12	1	13	0	0-0	0	0	0
Dixon	11	1	12	0	1-(-3)	0	0	0
Brady	9	2	11	0	0-0	0	0	0
Barker	8	1	9	0	0-0	0	0	0
Logan	6	1	7	0	0-0	0	0	0
Riggs	6	0	6	0	1-0	0	0	0
White	4	0	4	1	0-0	0	0	0
King	3	0	3	0	0-0	0	0	0
Wilcots	3	0	3	0	0-0	0	0	0
Zander	2	1	3	0	0-0	0	0	0
Hillary	2	0	2	0	0-0	0	0	0
Horton	2	0	2	0	0-0	0	0	0
Kattus	2	0	2	0	0-0	0	0	0
Thomas	2	0	2	0	0-0	0	0	0
Fulcher	1	1	2	0	0-0	0	0	0
Dr. Smith	1	1	2	0	0-0	0	0	0
Collinsworth	1	0	1	0	0-0	0	0	0
Dillalhut	1	0	1	0	0-0	0	0	0
Johnson	1	0	1	0	0-0	0	0	0
Kelly	1	0	1	0	0-0	0	0	0
Parker	1	0	1	0	0-0	0	0	0
Walker	1	0	1	0	0-0	0	0	0
Wilson	1	0	1	0	0-0	0	0	0
Woods	0	1	1	0	0-0	0	0	0
Romer	0	0	0	1	0-0	0	0	0

MISCELLANEOUS DEFENSE

Player	Tkl	Ast	Tot	FF	FR-Yds
Brown	3	0	3	0	0-0
Eslason	2	0	2	0	0-0
Brooks	1	0	1	0	0-0
Holman	1	0	1	0	0-0
Horton	1	0	1	0	0-0
Munoz	1	0	1	0	0-0
Reimers	1	0	1	0	0-0
Riggs	1	0	1	0	0-0
Walter	1	0	1	0	0-0

1988 SEASON PLAYOFF STATISTICS (2-1)

Date	W/L	Score	Opponent	Att.
Dec. 31*	W	21-13	Seattle	58,560
Jan. 8*	W	21-10	Buffalo	59,747
Jan. 22#	L	16-20	vs.San Francisco	75,129

*AFC Divisional Playoff

#AFC Championship

#Super Bowl XXIII at Miami, Fla.

TEAM STATISTICS	Bengals	Opponents
TOTAL FIRST DOWNS	58	52
Rushing	39	9
Passing	16	40
Penalty	3	3
3rd Down: Made-Att.	17-41	6-35
3rd Down Pct.	41.5	17.1
4th Down: Made-Att.	1-3	2-5
4th Down Pct.	33.3	40.0
POSSESSION AVG.	35.50	24.10
TOTAL NET YARDS	823	928
Avg. Per Game	274.3	309.3
Total Plays	205	186
Avg. Per Play	4.0	5.0
NET YARDS RUSHING	535	179
Avg. Per Game	178.3	59.7
Total Rushes	125	60
Avg. Per Rush	4.3	3.0
NET YARDS PASSING	288	749
Avg. Per Game	96.0	249.7
Sacked-Yards Lost	10-58	10-68
Gross Yards	346	817
Att.-Completions	64-29	116-61
Completion Pct.	45.3	52.6
Int. Intercepted	3	5
PUNTS-AVERAGE	17-42.2	16-42.8
Net Punting Avg.	37.1	39.8
PENALTIES-YARDS	13-139	14-127
FUMBLES-BALL LOST	6-2	5-2
TOUCHDOWNS	7	5
Rushing	5	1
Passing	1	4
Returns	1	0

Score by Periods	1	2	3	4	OT	Tot
Bengals	14	24	10	10	-	58
Opponents	3	10	3	27	-	43

SCORING	TD-Ru	Pu	Ri	K-PAT	FG	S	TP
Woods	3	3	0	0	-	0	18
Breech	0	0	0	0	7-7	3-3	0
Wilson	2	2	0	0	-	0	12
Brooks	1	0	1	0	-	0	6
Jennings	1	0	0	1	-	0	6
Bengals	7	5	1	1	7-7	3-3	0
Opponents	5	1	4	0	4-5	3-6	0

RUSHING	No	Yds	Avg	Lg	TD
Woods	72	307	4.3	30	3
Brooks	26	102	3.9	26	0
Wilson	12	74	6.2	20	2
Eslason	12	37	3.1	29	0
Jennings	3	15	5.0	8	0
Bengals	125	535	4.3	30	5
Opponents	60	179	3.0	13	1

RECEIVING	No	Yds	Avg	Lg	TD
Holman	7	82	11.7	24	0
Collinsworth	5	75	15.0	30	0
Brooks	5	62	12.4	20	1
Brown	4	55	13.8	23	0
McGee	4	37	9.3	18	0
Riggs	3	18	6.0	13	0
Hillary	1	17	17.0	17	0
Bengals	29	346	11.9	30	1
Opponents	61	817	13.4	44	4

INTERCEPTIONS	No	Yds	Avg	Lg	TD
Thomas	2	26	13.0	26	0
Fulcher	1	0	0.0	0	0
Wilcoits	1	0	0.0	0	0
Billups	1	-3	-3.0	-3	0
Bengals	5	23	4.6	26	0
Opponents	3	25	8.3	25	0

PUNTING	No	Yds	Avg	Net TB	In20	Lg	B
Johnson	17	718	42.2	37.1	0	7	63
Bengals	17	718	42.2	37.1	0	7	63
Opponents	16	684	42.8	39.8	0	2	55

PUNT RETURNS	Ret	FC	Yds	Avg	Lg	TD
Hillary	6	1	43	7.2	16	0
Horton	1	0	5	5.0	5	0
Dixon	1	0	0	0.0	0	0
Bengals	8	1	48	6.0	16	0
Opponents	9	2	88	9.8	45	0

KICKOFF RETURNS	No	Yds	Avg	Lg	TD
Jennings	4	154	38.5	93!	1
Hillary	3	24	8.0	13	0
Brooks	2	38	19.0	23	0
Bengals	9	216	24.0	93!	1
Opponents	11	200	18.2	26	0

FIELD GOALS	1-19	20-29	30-39	40-49	50+
Breech	0-0	0-0	1-1	2-2	0-0
Bengals	0-0	0-0	1-1	2-2	0-0
Opponents	0-1	0-0	2-2	1-3	0-0

FIELD GOAL ATTEMPTS BY GAME:

Breech: (-) (-) (34G, 43G, 40G).

Opponents: (-) (43N, 39G) (41G, 19N, 32G, 49N).

DEFENSE					Sks-			FR-
Player	Tkl	Asst	Tot		Yds	PD	FF	Yds
Williams	13	4	17	3-21	0	0	0	0-0
Wilcoits	12	2	14	0-0	1	0	0	0-0
Fulcher	10	3	13	1-6	3	1	0	0-0
Krumrie	8	5	13	0-0	0	1	0	0-0
Billups	9	3	12	0-0	6	0	0	0-0
Thomas	10	1	11	0-0	8	0	0	0-0
Buck	6	5	11	3-19	0	0	0	0-0
Bussey	8	1	9	0-0	1	0	0	0-0
White	8	1	9	0-0	0	0	0	0-0
Zander	7	2	9	0-0	0	0	0	0-0
Horton	6	2	8	0-0	0	1	0	0-0
Grant	5	1	6	2-12	0	0	0	0-0
Barker	4	1	5	0-0	0	0	0	0-0
Dixon	4	1	5	0-0	1	0	0	0-0
Kelly	2	2	4	0-0	0	0	0	0-0
Skow	2	1	3	1-10	0	0	2	0-0
McClendon	2	0	2	0-0	0	0	0	0-0
King	0	1	1	0-0	0	0	0	0-0

SPECIAL TEAMS	Player	Tkl	Asst	Tot	FF	FR-Yds	BP	BFG	BXP
Bussey	4	0	4	0	0-0	0	0	0	0
Barker	2	2	4	0	0-0	0	0	0	0
Parker	3	0	3	0	0-0	0	0	0	0
Brady	2	1	3	0	0-0	0	0	0	0
Riggs	2	0	2	0	0-0	0	0	0	0
Dar. Smith	2	0	2	0	0-0	0	0	0	0
White	2	0	2	0	0-0	0	0	0	0
Horton	1	0	1	0	0-0	0	0	0	0
Wilson	1	0	1	0	0-0	0	0	0	0
Jennings	0	1	1	0	0-0	0	0	0	0
King	0	1	1	0	0-0	0	0	0	0

MISCELLANEOUS DEFENSE

Player	Tkl	Asst	Tot	FF	FR-Yds
Brown	1	0	1	0	0-0
Holman	1	0	1	0	0-0

TEAM HISTORY

PASSING	Att	Cmp	Yds	Cmp %	Yds/ Att	TD	INT	Lg	Sack-Lost	Rat		
Eslason	64	29	346	45.3	5.41	1	1.6	3	4.7	30	10-58	48.0
Bengals	64	29	346	45.3	5.41	1	1.6	3	4.7	30	10-58	48.0
Opponents	116	61	817	52.6	7.04	4	3.4	5	4.3	44	10-68	68.8

USUAL STARTERS

Date	W/L	Score	Opponent	Att.	RUSHING	No	Yds	Avg	Lg	TD
Sept. 10	L	14-17	at Chicago	64,730	Brooks	221	1239	5.6	65f	7
Sept. 17	W	41-10	Pittsburgh	53,885	Ball	98	391	4.0	27	3
Sept. 25	W	21-14	Cleveland	55,996	Jennings	83	293	3.5	17	2
Oct. 1	W	21-17	at Kansas City	61,165	Esiason	47	278	5.9	24	0
Oct. 8	W	26-16	at Pittsburgh	52,785	Taylor	30	111	3.7	16	3
Oct. 15	L	13-20	Miami	58,164	Woods	29	94	3.2	12	2
Oct. 22	L	12-23	Indianapolis	57,642	McGee	2	36	18.0	25	0
Oct. 29	W	56-23	Tampa Bay	57,225	Wilhelm	6	30	5.0	14	0
Nov. 5	L	7-28	at L.A. Raiders	51,080	Holfield	11	20	1.8	11	0
Nov. 13	L	24-26	at Houston	60,694	Hillary	1	-2	-2.0	-2	0
Nov. 19	W	42-7	Detroit	55,720	Johnson	1	-7	-7.0	-7	0
Nov. 26	L	7-24	at Buffalo	80,074	Bengals	529	2483	4.7	65f	17
Dec. 3	W	21-0	at Cleveland	76,236	Opponents	482	2162	4.5	92f	9
Dec. 10	L	17-24	Seattle	54,744						
Dec. 17	W	61-7	Houston	47,510	RECEIVING	No	Yds	Avg	Lg	TD
Dec. 25	L	21-29	at Minnesota	58,829	McGee	65	1211	18.6	74f	1

TEAM STATISTICS

TOTAL FIRST DOWNS
 Rushing
 Passing
 Penalty
 3rd Down: Made-Att
 3rd Down Pct.
 4th Down: Made-Att
 4th Down Pct.
 POSSESSION AVG.
 TOTAL NET YARDS
 Avg. Per Game
 Total Plays
 Avg. Per Play
 NET YARDS RUSHING
 Avg. Per Game
 Total Rushes
 NET YARDS PASSING
 Avg. Per Game
 Sacked-Yards Lost
 Gross Yards
 Att.-Completions
 Completion Pct.
 Had Intercepted
 PUNTS-AVERAGE
 Net Punting Avg.
 PENALTIES-YARDS
 FUMBLES-BALL LOST
 TOUCHDOWNS
 Rushing
 Passing
 Returns

Score by Periods 1

Bengals	61
Opponents	50

SCORING TD-Ru-Pa

Brecht	0	0	0
Brooks	9	7	2
Holman	9	0	9
McGee	8	0	0
Brown	6	0	0
Taylor	5	3	2
Gaffney	0	0	0
Ball	3	3	0
Jennings	3	2	1
Martin	2	0	2
Woods	2	2	0
Bussey	1	0	0
Hillary	1	0	1
Smith	1	0	1
Thomas	1	0	0
White	1	0	0
Johnson	0	0	0
Bengals	52	17	32
Opponents	32	9	23

PASSING	Att	Cm
Eslason	455	25
Wilhelm	56	3
Schonert	2	
Bengals	513	28
Opponents	482	25

Opponent	Att.	RUSHING	No	Yds	Avg	Lg	TD
at Chicago	64,730	Brooks	221	1239	5.6	65f	7
Pittsburgh	53,885	Ball	98	391	4.0	27	3
Cleveland	55,996	Jennings	83	293	3.5	17	2
at Kansas City	61,165	Esiason	47	278	5.9	24	0
at Pittsburgh	52,785	Taylor	30	111	3.7	16	3
Miami	58,184	Woods	29	94	3.2	12	2
Indianapolis	57,642	McGee	2	36	18.0	25	0
Tampa Bay	57,225	Wilhelm	6	30	5.0	14	0
at L.A. Raiders	51,080	Hofffield	11	20	1.8	11	0
at Houston	60,694	Hillary	1	-2	-2.0	-2	0
Detroit	55,720	Johnson	1	-7	-7.0	-7	0
at Buffalo	80,074	Bengals	529	2483	4.7	65f	17
at Cleveland	76,236	Opponents	482	2162	4.5	92f	15

Seattle	54,744	RECEIVING	No	Yds	Avg	Lg	TD
Houston	47,510						

at Minnesota	58-629								
Bengals	Opponents	Holman	McGee	Broose	Green	52	1211	18 6	741
348	280	Brooks	57	306	8.3	25	18	7	6
136	114	Hillary	17	162	9.5	17			1
183	151	Martin	15	160	10.7	21			2
29	15	Kattus	12	93	7.8	16			0
100-220	82-209	Smith	10	140	14.0	431			1
45.5	39.2	Jennings	10	119	11.9	411			1
12-24	6-19	Ball	6	44	7.3	15			0
50.0	31.6	Riggs	5	29	5.8	9			0
30:51	29:09	Taylor	4	44	11.0	181			2
61:01	52:97	Garrett	2	29	14.5	18			0
381.3	331.1	Hollifield	2	18	9.0	14			0
1083	997	Parker	1	45	45.0	45			0
5.6	5.3	Bengals	288	3950	13.3	741			32
2483	2162	Opponents	256	3383	13.2	841			22

155.2	135.1	INTERCEPTIONS	No	Yds	Avg	Lg	TD
-------	-------	---------------	----	-----	-----	----	----

529	482	Fulcher	8	87	10.9	22	0	0	0
3618	3135	Thomas	4	18	4.5	18	1	0	0
226.1	195.9	Dixon	3	47	15.7	28	1	0	0
41-332	33-248	Billups	2	0	0.0	0	0	0	0
3950	3383	Kelly	1	25	25.0	25	0	0	0
513-288	482-256	White	1	22	22.0	22	0	0	0
56.1	53.1	Carey	1	5	5.0	5	0	0	0
13	21	Bussey	1	0	0.0	0	0	0	0
65-38.5	75-39.1	Bengals	21	204	9.7	28	1	0	0
29.9	34.7	Opponents	13	42	3.2	19	0	0	0
85-63.7	121-104.5								
29-19	26-16	PUNTING	No	Yds	Avg	Net	TB	In20	Lg
52	32	Johnson	61	2446	40.1	30.2	11	14	62
17	9	Breech	2	58	29.0	19.0	1	1	32
32	22	Bengals	65	2504	38.5	29.9	12	15	62
3	1	Opponents	75	2935	39.1	34.7	6	16	57

2	3	4	OT	Tot	PUNT RETURNS	Rel	FC	Yds	Avg	Lg	TD
---	---	---	----	-----	--------------	-----	----	-----	-----	----	----

77	98	98	-	404	Martin	15	4	107	7.1	17	0
87	56	82	-	285	Smith	12	2	54	4.5	15	0
					Hillary	6	4	19	3.2	10	0
RI	PAT	FG	S	TP	Carey	3	2	29	9.7	13	0
0	37-38	12-14	0	73	Bengals	36	12	209	5.8	17	0
0	-	-	0	54	Opponents	33	5	323	9.8	45	0

KICKOFF RETURNS		No.	Yds.	Avg.	Lg.	TD
0	-	0	54			
0	-	0	45			

0	0	-	-	0	48	Jefferys	40	705	202	33	10
0	0	-	-	0	36	Kings	26	525	20	13	0
0	0	-	-	0	30	Hillary	14	223	15	9	3
0	13-13	2-6	-	0	30	Harley	5	104	17.3	23	0
0	0	-	-	0	18	Creath	5	65	13.0	19	3
0	0	-	-	0	18	Bail	1	19	19.0	19	0
0	0	-	-	0	12	Taylor	1	5	5.0	5	0
0	0	-	-	0	12	Hollifield	1	0	0.0	0	0
1	-	-	-	0	6	Jackson	(1 fair catch)				
0	0	-	-	0	6	Bengals	55	941	17.4	33	0
0	0	-	-	0	6	Opponents	55	1203	21.9	66	0

1	0	6	FIELD GOALS 1-19 20-29 30-39 40-49 50-
---	---	---	--

0	0-1	0-0	0	0	Need Goals	7-15	20-25	30-35	40-45	50+
3	50-52	14-20	0	404	Breach	0-0	9-9	3-4	0-1	0-0
1	31-32	20-27	1	285	Gallery	0-0	1-1	0-1	1-4	0-0
					Bengals	0-0	10-10	3-5	1-5	0-0
					Opponents	0-0	9-9	7-8	4-8	0-2

OFFENSE	DEFENSE
WR Tim McGee	LE Jim Skow
LT Anthony Munz	NT Tim Krumrie
LG Bruce Reimers	RE Jason Buck
C Bruce Kozerski	LOLB Leon White
RG Max Montoya	LILB Carl Zander
RT Brian Blados,	RILB Joe Kelly
Joe Walter	ROLB Reggie Williams
TE Rodney Holman	LCB Lewis Billups
WR Eddie Brown	RCB Eric Thomas
QB Boomer Esiason	SS David Fulcher
HB James Brooks	FS Rickey Dixon
FB Eric Ball,	
Stanford Jennings	

FIELD GOAL ATTEMPTS BY GAME:

Breeds: (-) (-) (-) (-) (24G, 27G) (20G, 22G) (30G, 29G, 23G, 21G) (-) (34N) (38G) (49N) (-) (24G) (27G, 30G) (-). **Galleries:** (45N) (26G) (47G) (48N, 44N) (31N) (-) (-) (-) (-) (-) (-) (-) (-) (-) (-) (-).

Opponents: (29G) (38G) (-) (23G) (46N, 24G) (40G, 34G) (29G, 33G) (27G) (-) (46N) (32G, 42G) (37G, 28G) (-) (24G) (51N, 48N) (41N, 48G) (32N) (31G, 37G, 22G, 42G, 24G, 52N).

Player	Tkl	Ass	Tot	Sks-Yds	Pd	FF	FR-Yds
Fulcher	70	37	107	0-0	14	1	4-0
Dixon	84	19	103	0-0	16	1	0-0
Krumrie	45	29	74	3-11	0	1	1-0
Kelly	44	26	70	1-6	4	1	3-23
Zander	43	24	67	15-14	3	1	1-25
Thomas	49	9	58	2-23	23	1	0-0
Buck	42	14	56	6-46	2	1	1-0
Billups	45	4	49	0-0	14	2	0-0
Williams	33	15	48	35-27	0	0	0-0
White	32	15	47	2-17	4	2	2-22
McClendon	24	9	33	15-0.5	0	2	1-0
Skow	21	8	29	45-31	4	1	0-0
Hammeslin	18	11	29	15-13	0	0	1-0
Barker	21	6	27	0-0	2	0	0-0
Bussey	20	5	25	25-13.5	6	0	0-0
Grant	11	10	21	0.5-2.5	0	0	0-0
Jackson	18	1	19	0-0	4	1	0-0
Wilcots	13	2	15	1-18	0	0	0-0
Walker	7	4	11	0-0	0	0	1-0
Carey	6	3	9	0-0	3	0	0-0
Tuzigaloba	6	1	7	2.5-15.5	2	0	0-0
Bradley	1	0	1	1-0	0	0	0-0

SPECIAL TEAMS FR

Player	TEAMS	TK	Asst	Tot	FF	Yds	BP	BFG	BXP
Walker	11	0	11	0	0-0	0	0	0	0
Barker	10	1	11	0	0-0	0	0	0	0
Brady	9	1	10	0	0-0	0	0	0	0
Bussey	9	1	10	0	0-0	0	0	0	0
Wilcoits	8	2	10	0	0-0	0	0	0	0
Jackson	6	0	6	0	0-0	0	0	0	0
Barber	5	1	6	0	0-0	0	0	0	0
White	5	1	6	0	0-0	0	0	0	0
Dixon	5	0	5	0	0-0	0	0	0	0
Carey	1	2	3	0	0-0	0	0	0	0
Johnson	2	0	2	0	0-0	0	0	0	0
Taylor	2	0	2	0	0-0	0	0	0	0
Thomas	2	0	2	0	0-0	1	0	0	0
Tusatigaloa	2	0	2	0	0-0	1	0	0	0
Hillary	1	0	1	0	0-0	0	0	0	0
Jennings	1	0	1	0	0-0	0	0	0	0
Kattus	1	0	1	0	0-0	0	0	0	0
Romer	1	0	1	0	0-0	0	0	0	0
Zander	1	0	1	0	0-0	0	0	0	0
Garrett	0	1	1	0	0-0	0	0	0	0

MISCELLANEOUS DEFENSE

Player	Tkl	Ast	Tot	FF	FR-Yds
Brown	2	0	2	0	0-0
Holman	2	0	2	0	0-0
Montoya	2	0	2	0	0-0
Wilhelm	2	0	2	0	0-0
Blados	1	0	1	0	0-0
Brooks	1	0	1	0	0-0
Hillary	1	0	1	0	0-0
Johnson	1	0	1	0	0-0
Taylor	1	0	1	0	0-0

1990 SEASON PLAYOFF STATISTICS (1-1)

Date	W/L	Score	Opponent	Att.
Jan. 6*	W	41-14	Houston	60,012
Jan. 13*	L	10-20	at L.A. Raiders	92,045

*AFC Wild Card Playoff
+AFC Divisional Playoff

TEAM STATISTICS	Bengals	Opponents
TOTAL FIRST DOWNS	36	33
Rushing	22	15
Passing	12	18
Penalty	2	0

3rd Down: Made-Att.	9-25	7-20
3rd Down Pct.	36.0	35.0
4th Down: Made-Att.	2-2	1-2
4th Down Pct.	100.0	50.0

POSSESSION AVG.	34.01	25.59
TOTAL NET YARDS	531	615
Avg. Per Game	265.5	307.5
Total Plays	117	103
Avg. Per Play	4.5	6.0

NET YARDS RUSHING	311	302
Avg. Per Game	155.5	151.0
Total Rushes	73	45
NET YARDS PASSING	220	313
Avg. Per Game	110.0	156.5

Sacked-Yards Lost	4-46	4-24
Gross Yards	266	337
Att.-Completions	40-23	54-27
Completion Pct.	57.5	50.0
Had Intercepted	0	2

PUNTS-AVERAGE	8-49.1	8-41.9
Net Punting Avg.	41.8	34.1
PENALTIES-YARDS	5-45	5-33
FUMBLES-BALLS LOST	2-0	2-1
TOUCHDOWNS	6	4

Rushing	3	0
Passing	3	4
Returns	0	0

Score by Periods	1	2	3	4	OT	Tot.
Bengals	10	13	14	14	-	51
Opponents	0	7	10	17	-	34

SCORING	TD	Ru	Pa	Rt	K-PAT	FG	S	TP
Breech	0	0	0	0	6-6	3-3	0	15
Ball	1	1	0	0	-	-	0	6
Estason	1	1	0	0	-	-	0	6
Green	1	0	1	0	-	-	0	6
Jennings	1	0	1	0	-	-	0	6
Kattus	1	0	1	0	-	-	0	6
Woods	1	1	0	0	-	-	0	6
Bengals	6	3	3	0	6-6	3-3	0	51
Opponents	4	0	4	0	4-4	2-2	0	34

TOUCHDOWNS	6	4
Rushing	3	0
Passing	3	4
Returns	0	0

Score by Periods	1	2	3	4	OT	Tot.
Bengals	10	13	14	14	-	51
Opponents	0	7	10	17	-	34

SCORING	TD	Ru	Pa	Rt	K-PAT	FG	S	TP
Breech	0	0	0	0	6-6	3-3	0	15
Ball	1	1	0	0	-	-	0	6
Estason	1	1	0	0	-	-	0	6
Green	1	0	1	0	-	-	0	6
Jennings	1	0	1	0	-	-	0	6
Kattus	1	0	1	0	-	-	0	6
Woods	1	1	0	0	-	-	0	6
Bengals	6	3	3	0	6-6	3-3	0	51
Opponents	4	0	4	0	4-4	2-2	0	34

TOUCHDOWNS	6	4
Rushing	3	0
Passing	3	4
Returns	0	0

Score by Periods	1	2	3	4	OT	Tot.
Bengals	10	13	14	14	-	51
Opponents	0	7	10	17	-	34

TOUCHDOWNS	6	4
Rushing	3	0
Passing	3	4
Returns	0	0

Score by Periods	1	2	3	4	OT	Tot.
Bengals	10	13	14	14	-	51
Opponents	0	7	10	17	-	34

TOUCHDOWNS	6	4
Rushing	3	0
Passing	3	4
Returns	0	0

Score by Periods	1	2	3	4	OT	Tot.
Bengals	10	13	14	14	-	51
Opponents	0	7	10	17	-	34

TOUCHDOWNS	6	4
Rushing	3	0
Passing	3	4
Returns	0	0

Score by Periods	1	2	3	4	OT	Tot.
Bengals	10	13	14	14	-	51
Opponents	0	7	10	17	-	34

TOUCHDOWNS	6	4
Rushing	3	0
Passing	3	4
Returns	0	0

Score by Periods	1	2	3	4	OT	Tot.
Bengals	10	13	14	14	-	51
Opponents	0	7	10	17	-	34

TOUCHDOWNS	6	4
Rushing	3	0
Passing	3	4
Returns	0	0

Score by Periods	1	2	3	4	OT	Tot.
Bengals	10	13	14	14	-	51
Opponents	0	7	10	17	-	34

RUSHING	No	Yds	Avg	Lg	TD
Woods	17	84	4.9	18	1
Estason	7	68	9.7	14	1
Green	11	55	5.0	12	0
Ball	12	47	3.9	14	1
Brooks	17	43	2.5	14	0
Jennings	6	16	2.7	10	0
Wilhelm	3	-2	-0.7	0	0
Bengals	73	311	4.3	18	3
Opponents	45	302	6.7	34	0

RECEIVING	No	Yds	Avg	Lg	TD
Holman	4	102	25.5	46	0
Brown	4	32	8.0	15	0
Jennings	3	23	7.7	12	1
McGee	3	23	7.7	19	0
Woods	3	18	6.0	9	0
Kattus	2	19	9.5	10	1
Green	2	15	7.5	13	1
Brooks	1	22	22.0	22	0
Barber	1	12	12.0	12	0
Bengals	23	266	11.6	46	3
Opponents	27	337	12.5	41	4

INTERCEPTIONS	No	Yds	Avg	Lg	TD
Fulcher	2	54	27.0	43	0
Bengals	2	54	27.0	43	0
Opponents	0	0	-	-	0

PUNTING	No	Yds	Avg	Net	T8	In20	Lg	B
Johnson	8	393	49.1	41.8	0	1	64	0
Bengals	8	393	49.1	41.8	0	1	64	0
Opponents	8	335	41.9	34.1	1	4	52	0

PUNT RETURNS	Ret	FC	Yds	Avg	Lg	TD
Price	3	0	42	14.0	34	0
Bengals	3	0	42	14.0	34	0
Opponents	4	2	59	14.8	19	0

KICKOFF RETURNS	No	Yds	Avg	Lg	TD
Jennings	4	86	21.5	30	0
Ball	2	42	21.0	28	0
Brown	1	12	12.0	12	0
Bengals	7	140	20.0	30	0
Opponents	7	132	18.9	37	0

FIELD GOALS	1-19	20-29	30-39	40-49	50+
Breech	0-0	2-2	1-1	0-0	0-0
Bengals	0-0	2-2	1-1	0-0	0-0
Opponents	0-0	1-1	0-0	1-1	0-0

FIELD GOAL ATTEMPTS BY GAME:
Breech: (27G, 30G) (27G).
Opponents: (-) (49G, 25G).

DEFENSE				Sks-			FR-
Player	Tkl	Asst	Tot	Yds	PD	FF	Yds
Bussey	12	0	12	0-0	0	0	0-0
Thomas	8	1	9	0-0	1	0	0-0
Grant	7	2	9	1-5	2	0	0-0
Fulcher	5	4	9	0-0	2	0	0-0
Francis	6	2	8	0-0	1	0	1-0
Krumrie	6	1	7	0-0	0	0	0-0
Walker	4	1	5	0-0	0	0	0-0
Zander	4	1	5	1-10	1	0	0-0
Billups	4	0	4	0-0	1	0	0-0
Jones	3	1	4	0-0	1	0	0-0
McClendon	3	1	4	0-0	0	0	0-0
White	3	0	3	0-0	0	0	0-0
Wilcots	1	1	2	0-0	1	0	0-0
Buck	1	0	1	1-3	0	0	0-0
Carter	1	0	1	0-0	0	0	0-0
TEAM	—	—	—	1-6	—	—	—

SPECIAL TEAMS	Player	Tkl	Asst	Tot	FF	FR-Yds	BP	BFG	BXP
Brady	3	0	3	0-0	0	0	0	0	0
Zander	1	1	2	0-0	0	0	0	0	0
Ball	1	0	1	0-0	0	0	0	0	0
Barker	1	0	1	0-0	0	0	0	0	0
Bussey	1	0	1	0-0	0	0	0	0	0
Carter	1	0	1	0-0	0	0	0	0	0
Price	1	0	1	0-0	0	0	0	0	0
Tualagaloa	1	0	1	0-0	0	0	0	0	0
Walker	0	1	1	0-0	0	0	0	0	0

MISCELLANEOUS DEFENSE	Player	Tkl	Asst	Tot	FF	FR-Yds
(None)						

PASSING	Att	Cmp	Yds	Cmp %	Yds/Att	TD	INT	Lg	Sack-Lost	Ret	
Eslason	35	22	254	62.9	7.26	3	8.6	0	0-0	46	113.3
Wilhelm	5	1	12	20.0	2.40	0	0.0	0	0-0	12	39.6
Bengals	40	23	266	57.5	6.65	3	7.5	0	0-0	46	102.7
Opponents	54	27	337	50.0	6.24	4	7.4	2	3.7	41	79.0

1991 FINAL STATISTICS (3-13-0)

Date	W/L	Score	Opponent	Alt.	RUSHING-cont'd	No	Yds	Avg	Lg	TD
Sept. 1	L	14-45	at Denver	72,855	Esiason	24	66	2.8	16	0
Sept. 8	L	7-30	Houston	56,463	Hollas	12	66	5.5	27	0
Sept. 15	L	13-14	at Cleveland	78,269	Ball	10	21	2.1	10	1
Sept. 22	L	27-34	Washington	52,038	Wilhelm	1	9	9.0	9	0
Oct. 6	L	7-13	Seattle	60,010	Brown	1	8	8.0	8	0
Oct. 13	L	23-35	at Dallas	63,275	Johnson	1	-2	-2.0	-2	0
Oct. 21	L	16-35	at Buffalo	80,131	Bengals	449	1811	4.0	751	11
Oct. 27	L	3-35	at Houston	58,634	Opponents	454	1662	3.7	43	20
Nov. 3	W	23-21	Cleveland	55,077	RECEIVING	No	Yds	Avg	Lg	TD
Nov. 10	L	27-33	Pittsburgh	55,503	Brown	59	827	14.0	53	2
Nov. 17	L	10-17	at Philadelphia	63,189	McGee	51	802	15.7	52	4
Nov. 24	L	14-38	L.A. Raiders	52,044	Brooks	40	348	8.7	40	2
Dec. 1	W	27-24	N.Y. Giants	45,063	Holman	31	445	14.4	39	2
Dec. 9	L	13-37	at Miami	60,616	Barber	23	255	11.1	42	1
Dec. 15	L	10-17	at Pittsburgh	35,420	Taylor	21	122	5.8	16	0
Dec. 22	W	29-7	New England	46,394	Green	16	136	8.5	16	0
*Overtime					Kattus	12	136	11.3	24	0

TEAM STATISTICS		Bengals	Opponents
TOTAL FIRST DOWNS		286	308
Rushing		96	100
Passing		162	191
Penalty		28	17
3rd Down: Made-Att		78-212	86-194
3rd Down Pct.		36.8	44.3
4th Down: Made-Att		9-20	4-8
4th Down Pct.		45.0	50.0
POSSESSION AVG.		29:14	30:46
TOTAL NET YARDS		4969	5652
Avg. Per Game		310.6	353.3
Total Plays		993	980
Avg. Per Play		5.0	5.8
NET YARDS RUSHING		1811	1662
Avg. Per Game		113.2	103.9
Total Rushes		449	454
NET YARDS PASSING		3158	3990
Avg. Per Game		197.4	249.4
Sacked-Yards Lost		33-255	21-129
Gross Yards		3413	4119
Att.-Completions		511-290	505-303
Completion Pct.		56.8	60.0
Had Intercepted		22	17
PUNTS-AVERAGE		65-43.5	57-42.0
Net Punting Avg.		34.3	36.4
PENALTIES-YARDS		107-845	94-806
FUMBLES-BALL LOST		30-20	23-14
TOUCHDOWNS		27	53
Rushing		11	20
Passing		14	26
Returns		2	7

Score by Periods	1	2	3	4	OT	Total
Bengals	57	71	64	71	0	263
Opponents	68	163	76	122	6	435

SCORING	TD	Ru	Pa	Rt	PAT	FG	S	TP
Breech	0	0	0	0	27-27	23-29	0	96
Brooks	4	2	2	0	-	-	0	24
McGee	4	0	4	0	-	-	0	24
Woods	4	4	0	0	-	-	0	24
Brown	2	0	2	0	-	-	0	12
Green	2	2	0	0	-	-	0	12
Holman	2	0	2	0	-	-	0	12
Taylor	2	2	0	0	-	-	0	12
Ball	1	0	0	0	-	-	0	6
Barber	1	0	0	0	-	-	0	6
Dingle	1	0	0	0	-	-	0	6
Fulcher	1	0	0	0	-	-	0	6
James	1	0	0	0	-	-	0	6
Price	1	0	0	0	-	-	0	6
Rembert	1	0	0	0	-	-	0	6
Johnson	0	0	0	0	0-0	1-3	0	3
Gordon	0	0	0	0	-	-	1	2
Bengals	27	11	14	2	27-27	24-32	1	263
Opponents	53	20	26	7	49-52	22-31	1	435

RUSHING	No	Yds	Avg	Lg	TD
Green	158	731	4.6	75	2
Brooks	152	571	3.8	25	2
Taylor	33	153	4.6	34	2
Woods	36	97	2.7	12	4
Dingle	21	91	4.3	21	0

(continued)

PASSING	Att	Cmp	Yds	Cmp %	Yds/A
Esiason	413	233	2883	56.4	6.98
Hollas	55	32	310	58.2	5.64
Wilhelm	42	24	217	57.1	5.17
Johnson	1	1	3	100.0	3.00
Bengals	511	290	3413	56.8	6.68
Opponents	605	303	4119	60.0	6.81

Bengals 449 1811 4.0 751 11
Opponents 454 1662 3.7 43 20

RECEIVING	No	Yds	Avg	Lg	TD
Brown	59	827	14.0	53	2
McGee	51	802	15.7	52	4
Brooks	40	348	8.7	40	2
Holman	31	445	14.4	39	2
Barber	23	255	11.1	42	1
Taylor	21	122	5.8	16	0
Green	16	136	8.5	16	0
Kattus	12	136	11.3	24	0
Rembert	9	117	13.0	23	1
James	7	103	14.7	22	1
Woods	6	36	6.0	16	0
Dingle	5	23	4.6	12	1
Riggs	4	14	3.5	7	0
Garrett	3	32	10.7	13	0
Ball	3	17	5.7	9	0
Bengals	290	3413	11.8	53	14
Opponents	303	4119	13.6	741	26

INTERCEPTIONS	No	Yds	Avg	Lg	TD
Fulcher	4	51	12.8	27	1
Thomas	3	0	0.0	0	0
Dixon	2	62	31.0	47	0
Bussey	2	15	7.5	15	0
Barber	1	29	29.0	29	0
Miltz	1	8	8.0	8	0
Fain	1	1	1.0	1	0
Francis	1	0	0.0	0	0
Grant	1	0	0.0	0	0
Price	1	0	0.0	0	0
Bengals	17	169	9.9	47	1
Opponents	22	331	15.0	521	3

PUNTING	No	Yds	Avg	Net	Tk	In20	Lg	B
Johnson	64	2795	43.7	34.7	6	15	62	0
Breech	1	33	33.0	13.0	1	0	33	0
Bengals	65	2828	43.5	34.3	7	15	62	0
Opponents	57	2394	42.0	36.4	2	14	59	0

PUNT RETURNS	Ret	FC	Yds	Avg	Lg	TD
Price	14	6	203	14.5	78	1
Barber	13	5	70	5.4	15	0
Garrett	1	0	7	7.0	7	0
Ball	1	0	0	0.0	0	0
Bengals	29	11	280	9.7	78	1
Opponents	38	7	456	12.0	751	2

KICKOFF RETURNS	No	Yds	Avg	Lg	TD
Ball	13	262	20.2	24	0
Garrett	13	214	16.5	24	0
Dingle	11	190	17.3	35	0
Brooks	7	176	25.1	63	0
James	8	143	17.9	26	0
Price	5	91	18.2	22	0
Green	4	66	16.5	20	0
Kling	3	34	11.3	17	0
Riggs	2	28	14.0	15	0
Holman	1	15	15.0	15	0
Barber	1	7	7.0	7	0
Thomas	1	-1	-1.0	-1	0
Bengals	69	1225	17.8	63	0
Opponents	38	741	19.5	34	0

FIELD GOALS	1-19	20-29	30-39	40-49	50+
Breech	0-0	9-10	8-10	5-6	1-3
Johnson	0-0	0-0	0-0	0-0	1-3
Bengals	0-0	9-10	8-10	5-6	2-6
Opponents	2-2	4-4	9-13	6-11	1-1

FIELD GOAL ATTEMPTS BY GAME:
Breech: (-) (33N) (21G, 36G) (46G, 25G) (-) (45G; 24G, 25G) (32G, 42G) (50N, 20G) (32G, 36G, 38G) (29G, 47G) (38G) (-) (35G, 35G) (33N, 27G, 50G) (50N, 39G, 48N, 28N) (49G, 25G) (Johnson: (-) (-) (-) (-) (-) (53G) (-) (-) (-) (-) (55N) (-) (52N) (-) (-).

USUAL STARTERS

OFFENSE		DEFENSE	
WR	Tim McGee	LE	Alonzo Miltz
LT	Anthony Munoz	NT	Tim Krumle
LG	Bruce Reimers	RE	David Grant
C	Bruce Kozerski	LOLB	James Francis
RG	Paul Jetton	LILB	Leo Barker
	Ken Moyer	RILB	Carl Zander
RT	Joe Walter	ROLB	Alfred Williams
TE	Rodney Holman	LCB	Wayne Haddix
WR	Eddie Brown	RCB	Lewis Billups
QB	Boomer Esiason	SS	David Fulcher
RB	James Brooks	FS	Rickey Dixon
RB	Harold Green		Barney Bussey

FIELD GOAL ATTEMPTS BY GAME-cont'd:
Opponents: (30N, 42N, 19G) (19G, 21G, 37G) (30G, 42G, 38G, 45G) (40G, 26G) (45N, 36G, 31G) (-) (-) (33G, 45N) (47N, 34N) (44G, 46G, 37N) (42N, 37G) (29G) (37G) (50G, 22G, 36G) (47G, 39N) (-).

DEFENSE	Player	Tkl	Asst	Tot	Sks-Yds	PD	FF	FR-Yds
	Fulcher	68	27	95	0-0	9	4	3-12
	Krumrie	56	12	68	4-26	1	1	1-0
	Francis	50	18	68	3-21	7	0	1-0
	Dixon	58	7	65	0-0	8	1	0-0
	Thomas	51	5	56	0-0	18	0	1-0
	Barber	44	11	55	0-0	1	0	0-0
	Miltz	40	8	48	0-0	2	0	1-0
	Zander	37	10	47	0-0	1	2	1-0
	Williams	36	4	40	3-16	3	1	2-24
	Bussey	31	8	39	0-0	3	0	1-0
	Grant	33	4	37	2-14	1	0	0-0
	Billups	32	3	35	1-9	6	0	1-7
	Price	16	7	23	0-0	4	0	1-0
	Walker	15	2	17	1-5	0	0	0-0
	Tuastagaloa	14	1	15	2-8	1	1	0-0
	Rogers	10	4	14	0-0	1	0	0-0
	Haddix	12	1	13	0-0	7	0	0-0
	Fain	8	2	10	0-0	3	0	0-0
	White	8	2	10	0-0	0	0	0-0
	R. Jones	9	0	9	0-0	3	0	0-0
	Gordon	6	2	8	2-8	0	0	0-0
	Clark	5	3	8	0-0	0	0	0-0
	McClendon	5	1	6	0-0	0	0	0-0
	Vinson	4	2	6	0-0	2	0	0-0
	Bennett	3	0	3	0-0	1	0	0-0
	Stubbs	3	0	3	3-22	0	1	1-0
	King	2	1	3	0-0	0	0	0-0
	Brady	0	1	1	0-0	0	0	0-0
	Saddler	0	1	1	0-0	0	0	0-0

1993 FINAL STATISTICS (3-13-0)

Date	W/L	Score	Opponent	Att.	RUSHING	No	Yds	Avg	Lg	TD
Sept. 5	L	14-27	at Cleveland	75,508	Green	215	589	2.7	25	0
Sept. 12	L	6-9	Indianapolis	50,299	Fenner	121	482	4.0	26	1
Sept. 19	L	7-34	at Pittsburgh	53,682	Klingler	41	282	6.9	29	0
Sept. 26	L	10-19	Seattle	46,880	Miles	22	56	2.5	15	1
Oct. 10	L	15-17	at Kansas City	75,394	Schroeder	10	41	4.1	20	0
Oct. 17	L	17-28	Cleveland	55,647	Ball	8	37	4.6	18	1
Oct. 24	L	12-28	at Houston	50,039	Query	2	13	6.5	8	0
Nov. 7	L	16-24	Pittsburgh	51,202	Robinson	1	6	6.0	6	0
Nov. 14	L	3-38	Houston	42,347	Benjamin	3	5	1.7	2	0
Nov. 21	L	12-17	at N.Y. Jets	64,264	Bengals	423	1511	3.6	29	3
Nov. 28	W	16-10	L.A. Raiders	43,272	Opponents	521	2220	4.3	381	15
Dec. 5	L	8-21	at San Francisco	60,039	RECEIVING	No	Yds	Avg	Lg	TD
Dec. 12	L	2-7	at New England	29,794	Query	56	654	11.7	51	4
Dec. 19	W	15-3	L.A. Rams	36,612	Fenner	48	427	8.9	40	0
Dec. 26	W	21-17	Atlanta	27,014	McGee	44	525	11.9	37	0
Jan. 2	L	13-20	at New Orleans	58,036	Pickens	43	565	13.1	36	6
					Green	22	115	5.2	16	0

TEAM STATISTICS	Bengals	Opponents
TOTAL FIRST DOWNS	239	306
Rushing	89	134
Passing	133	159
Penalty	17	13
3rd Down: Made-Att.	80-232	85-212
3rd Down Pct.	34.5	40.1
4th Down: Made-Att.	10-26	7-11
4th Down Pct.	38.5	63.6
POSSESSION AVG.	28:58	31:02
TOTAL NET YARDS	4052	5018
Avg. Per Game	253.3	313.6
Total Plays	986	1000
Avg. Per Play	4.1	5.0
NET YARDS RUSHING	1511	2220
Avg. Per Game	94.4	138.8
Total Rushes	423	521
NET YARDS PASSING	2541	2798
Avg. Per Game	158.8	174.9
Sacked-Yards Lost	53-289	22-154
Gross Yards	2830	2952
Att.-Completions	510-272	457-251
Completion Pct.	53.3	54.9
Had Intercepted	11	12
PUNTS-AVERAGE	90-43.9	74-42.2
Net Punting Avg.	36.6	36.2
PENALTIES-YARDS	105-773	73-567
FUMBLES-BALL LOST	24-9	22-14
TOUCHDOWNS	16	37
Rushing	3	15
Passing	11	20
Returns	2	2

Score by Periods	1	2	3	4	OT	Total
Bengals	41	74	18	54	-	187
Opponents	42	119	63	95	-	319

SCORING	TD-R	PA-R	PT	FG	S	TP
Pittley	0	0	0	13-16	24-31	0 85
Pickens	6	0	6	0	-	0 36
Query	4	0	4	0	-	0 24
Ball	1	1	0	0	-	0 6
Brim	1	0	0	1	-	0 6
Fenner	1	1	0	0	-	0 6
Miles	1	1	0	0	-	0 6
Thompson	1	0	1	0	-	0 6
D. Williams	1	0	0	1	-	0 6
A. Williams	0	0	0	0	-	1 2
TEAM	0	0	0	0	-	2 4
Bengals	16	3	11	2	13-16	24-31 3 187
Opponents	37	15	20	2	37-37	20-28 0 319

RECEIVING	No	Yds	Avg	Lg	TD
Query	56	654	11.7	51	4
Fenner	48	427	8.9	40	0
McGee	44	525	11.9	37	0
Pickens	43	565	13.1	36	6
Green	22	115	5.2	16	0
Thompson	17	87	5.1	10	1
Rembert	8	101	12.6	21	0
Robinson	8	72	9.0	14	0
Miles	6	89	14.8	27	0
Carroll	6	81	13.5	28	0
Frisch	6	43	7.2	12	0
Ball	4	39	9.8	24	0
Thomason	2	8	4.0	5	0
Benjamin	1	16	16.0	16	0
Stegall	1	8	8.0	8	0
Bengals	272	2830	10.4	51	20
Opponents	251	2952	11.8	71	21

INTERCEPTIONS	No	Yds	Avg	Lg	TD
Brim	3	74	24.7	30	1
D. Williams	2	126	63.0	97	1
White	2	19	9.5	14	0
Francis	2	12	6.0	12	0
Grant	1	17	17.0	17	0
R. Jones	1	0	0.0	0	0
Tovar	1	0	0.0	0	0
Wheeler	0	24	-	24	0
Bengals	12	272	22.7	97	2
Opponents	11	49	4.5	30	0

PUNTING	No	Yds	Avg	Net	TD	In	20	30	40	50	60
L. Johnson	90	3954	43.9	36.6	12	24	60	0	0	0	0
Bengals	90	3954	43.9	36.6	12	24	60	0	0	0	0
Opponents	74	3123	42.2	36.2	6	20	72	1	0	0	0

PUNT RETURNS	Ret	FC	Yds	Avg	Lg	TD
Robinson	43	6	305	7.1	36	0
Pickens	4	2	15	4.0	9	0
Simmons	1	0	0	0.0	0	0
Bengals	48	8	321	6.7	36	0
Opponents	47	13	416	8.9	39	0

KICKOFF RETURNS	No	Yds	Avg	Lg	TD
Robinson	30	567	18.9	42	0
Ball	23	501	21.8	45	0
Benjamin	4	78	19.5	24	0
Miles	4	65	16.3	24	0
Shaw	1	fair catch	-	-	-
Bengals	61	1211	19.9	45	0
Opponents	38	831	21.9	66	0

FIELD GOALS	1-19	20-29	30-39	40-49	50+
Pittley	0-0	8-8	6-10	8-10	2-3
Bengals	0-0	8-8	6-10	8-10	2-3
Opponents	0-0	3-5	11-13	5-8	1-2

FIELD GOAL ATTEMPTS BY GAME:	
Pittley: (-) (35G, 23G, 35N) (44N) (34N, 38N, 23G) (23G, 24G, 42G, 47G, 34G) (48G) (53G, 50G) (32G) (46G) (28G) (45G, 33N, 34G, 44G) (48G, 39G) (-) (43G, 44N, 28G, 52N, 25G) (-) (22G, 31G)	

	TD	%	INT	%	Lg	Sack-Lost	Rat
6	1.7	9	2.6	51	40-202	66.6	
5	3.1	2	1.3	37	13-87	70.0	
0	0.0	0	0.0	27	0-0	101.4	
0	0.0	0	0.0	0	0-0	39.6	
0	0.0	0	0.0	0	0-0	39.6	
11	2.2	11	2.2	51	53-289	67.9	
20	4.4	12	2.6	71	22-154	78.4	

USUAL STARTERS

OFFENSE	DEFENSE
WR Jeff Query	LE John Copeland
LT Tom Scott	NT Tim Krumrie
LG Ken Moyer	RE George Hinkle
C Bruce Kozerski	LOLB James Francis
RG Tom Rayam	LILB Eric Shaw
RT Joe Waller	STEVE Tovar
TE Tony McGee	RILB Ricardo McDonald
WR Carl Pickens	ROLB Alfred Williams
QB David Klingler	LCB Mike Brim
HB Harold Green	RCB Rod Jones
FB Detrick Fenner	SS Lance Gunn
	FS Darryl Williams

FIELD GOAL ATTEMPTS BY GAME-cont'd:
Opponents: (28G, 34G) (53G, 31G, 39N, 42G) (33G, 34G) (32G, 35G, 23G, 35G) (37G) (-) (-) (23G) (39G) (42G) (41N, 44N, 31N, 48N, 34G) (-) (27N) (26N, 32G) (49G) (54N, 43G, 49G).

DEFENSE Player	Tkl	Asst	Tot	Sks- Yds	PD	FF	FR
D. Williams	95	28	123	2-25	12	1	1-0
McDonald	87	15	102	1-5	2	1	0-0
Tovar	72	13	85	0-0	5	0	1-0
Krumrie	58	20	78	3-23	2	1	0-0
R. Jones	46	7	53	0-0	10	1	1-0
Brim	41	8	49	0-0	8	1	1-0
Shaw	38	11	49	0-0	1	0	1-0
Copeland	43	5	48	3-18	0	2	0-0
Francis	35	6	41	2-16	7	0	1-0
Vinson	27	5	32	0-0	2	1	3-0
Wheeler	22	7	29	0-0	1	0	0-0
A. Williams	22	7	29	4-28	3	1	0-0
Gunn	25	3	28	0-0	5	0	1-0
Gordon	23	3	26	0-0	2	0	0-0
Stubbs	20	4	24	5-31	0	0	1-0
Frier	17	4	21	1-0	1	0	0-0
Hinkle	10	6	16	1-8	1	0	0-0
Grant	11	0	11	0-0	1	0	0-0
Simmons	9	0	9	0-0	5	0	0-0
Parten	5	3	8	0-0	2	0	0-0
White	5	3	8	0-0	2	0	1-0
Nix	5	0	5	0-0	1	0	0-0
Kors	0	2	2	0-0	0	0	0-0
Carpenter	1	0	1	0-0	0	0	0-0
McGill	1	0	1	0-0	0	0	0-0

SPECIAL TEAMS	Player	Tkl	Asst	Tot	FF	FR-Yds	BP	BFG	BXP
Tovar	11	1	12	0	0-0	0	0	0	0
Kirk	5	4	9	0	0-0	0	0	0	0
Ball	7	1	8	0	0-0	0	0	0	0
Wheeler	6	1	7	1	1-0	0	0	0	0
Kors	5	1	6	0	0-0	0	0	0	0
Vinson	5	1	6	1	0-0	1	0	0	0
McDonald	5	0	5	0	0-0	0	0	0	0
Stegall	4	1	5	0	0-0	0	0	0	0
Smith	4	0	4	0	0-0	0	0	0	0
Carpenter	3	1	4	0	0-0	0	0	0	0
Gordon	3	1	4	0	0-0	0	0	0	0
Francis	3	0	3	0	0-0	0	0	0	0
Simmons	3	0	3	0	0-0	0	0	0	0
Miles	2	1	3	0	0-0	0	0	0	0
Shaw	2	1	3	0	0-0	0	0	0	0
Grant	2	0	2	0	0-0	0	0	0	0
L. Johnson	2	0	2	1	0-0	0	0	0	0
McGee	2	0	2	0	0-0	0	0	0	0
McGill	2	0	2	0	0-0	0	0	0	0
White	2	0	2	0	0-0	0	0	0	0
D. Williams	0	2	2	0	1-0	0	0	0	0
Carroll	1	0	1	0	0-0	0	0	0	0
Pickens	1	0	1	0	0-0	0	0	0	0
Rembert	1	0	1	0	0-0	0	0	0	0
R. Jones	0	1	1	0	0-0	0	0	0	0
Thompson	0	1	1	0	0-0	0	0	0	0

MISCELLANEOUS DEFENSE	Player	Tkl	Asst	Tot	FF	FR-Yds
Kozerski	1	0	1	0	0	0-0
Robinson	1	0	1	0	0	0-0
Stegall	1	0	1	0	0	0-0
Thomason	1	0	1	0	0	0-0

TEAM HISTORY

1994 FINAL STATISTICS (3-18-0)

USUAL STARTERS

Date	W/L	Score	Opponent	Att.	RUSHING	No	Yds	Avg	Lg	TD
Sept. 4	L	20-28	Cleveland	52,778	Fenner	141	468	3.3	21	1
Sept. 11	L	10-27	at San Diego	53,217	Broussard	94	403	4.3	37	2
Sept. 18	L	28-31	New England	46,640	Green	76	223	2.9	22	1
Sept. 25	L	13-20	at Houston	44,253	Blake	37	204	5.5	16	1
Oct. 2	L	7-23	Miami	55,056	Scott	10	106	10.6	23	0
Oct. 16	L	10-14	at Pittsburgh	55,353	Cottrhan	26	85	3.3	13	0
Oct. 23	L	13-37	at Cleveland	77,588	Klingler	17	85	5.0	15	0
Oct. 30	L	20-23	Dallas	57,096	Ball	2	0	0.0	1	0
Nov. 6	W	20-17	at Seattle	46,630	Ti. McGee	1	-18	-18.0	-18	0
Nov. 13	W	34-31	Houston	54,908	Bengals	404	1556	3.9	37	5
Nov. 20	L	13-17	Indianapolis	55,566	Opponents	517	1906	3.7	40	16
Nov. 27	L	13-15	at Denver	69,714	RECEIVING	No	Yds	Avg	Lg	TD
Dec. 4	L	15-38	Pittsburgh	53,401	Pickens	71	1127	15.9	70	11
Dec. 11	L	20-27	at N.Y. Giants	67,530	Scott	46	866	18.8	76	5
Dec. 18	L	7-28	at Arizona	50,110	Ti. McGee	40	492	12.3	54	1
Dec. 24	W	33-30	Philadelphia	39,923	Fenner	36	276	7.7	29	1

*Overtime

TEAM STATISTICS	Bengals	Opponents
TOTAL FIRST DOWNS	267	310
Rushing	84	126
Passing	158	168
Penalty	25	16
3rd Down: Made-Att.	66-213	92-231
3rd Down Pct.	31.0	39.8
4th Down: Made-Att.	12-22	4-8
4th Down Pct.	54.5	50.0
POSSESSION AVG.	27:11	32:49
TOTAL NET YARDS	4792	5154
Avg. Per Game	299.5	322.1
Total Plays	990	1053
Avg. Per Play	4.8	4.9
NET YARDS RUSHING	1556	1906
Avg. Per Game	97.3	119.1
Total Rushes	404	517
NET YARDS PASSING	3236	3248
Avg. Per Game	202.3	203.0
Sacked-Yards Lost	44-305	31-210
Gross Yards	3541	3458
Att.-Completions	542-289	505-294
Completion Pct.	53.3	58.2
Had Intercepted	19	10
PUNTS-AVERAGE	80-43.3	87-40.6
Net Punting Avg.	35.3	34.4
PENALTIES-YARDS	90-618	99-861
FUMBLES-BALL LOST	31-22	26-8
TOUCHDOWNS	27	45
Rushing	5	16
Passing	21	22
Returns	1	7

Score by Periods	1	2	3	4	OT	T	Tot
Bengals	58	66	53	96	3	276	
Opponents	85	149	79	93	0	406	

SCORING	TD	Ru	Pa	Ri	K-PAT	FG	S	TP
Pickens	11	0	11	0	-	-	0	66
Scott	5	0	5	0	-	-	0	30
Broussard	2	2	0	0	-	-	0	14
Fenner	2	1	1	0	-	-	0	12
Green	2	1	1	0	-	-	0	12
Blake	1	1	0	0	-	-	0	8
Cottrhan	1	0	1	0	-	-	0	6
Ti. McGee	1	0	1	0	-	-	0	6
Ti. McGee	1	0	1	0	-	-	0	6
Sawyer	1	0	0	1	-	-	0	6
A. Williams	0	0	0	0	-	-	1	2
Bengals	27	5	21	1	24-25	28-33	1	276
Opponents	45	16	22	7	41-41	31-35	0	406

*Includes a two-point conversion

Two-point conversions: Blake, Broussard.
Bengals 2-2; Opponents 1-4.

PASSING	Att	Cmp	Yds	Cmp %	Yds/ Att	TD	% INT	Lg	Sack-Lost	Rat		
Blake	306	156	2154	51.0	7.04	14	4.6	9	2.9	76	19-120	76.9
Klingler	231	131	1327	56.7	5.74	6	2.6	9	3.9	56	24-165	65.7
Hollas	2	0	0	0.0	0.00	0	0.0	1	50.0	0	1-20	0.0
Broussard	1	0	0	0.0	0.00	0	0.0	0	0.0	0	0-0	39.6
L. Johnson	1	1	7	100.0	7.00	1	100.0	0	0.0	71	0-0	135.4
Scott	1	1	53	100.0	53.00	0	0.0	0	0.0	53	0-0	118.8
Bengals	542	289	3541	53.3	6.53	21	3.9	19	3.5	76	44-305	72.0
Opponents	505	294	3458	58.2	6.85	22	4.4	10	2.0	81	31-210	85.4

FIELD GOAL ATTEMPTS BY GAME-conf'd:
Opponents: (19G, 22G) (37G, 20G) (43G, 24G, 28G, 35G) (45G, 24G) (28G, 27G, 32G) (-) (45G, 27G, 35G) (38N, 37G, 43G, 38G) (23G) (34G) (35G) (34G, 33G, 45N, 37G, 44N) (41G) (52G, 33G) (51N) (36G, 23G, 35G).

DEFENSE	Player	Tkl	Ass	Tot	Sks-Yds	PD	FF	FR-Yds
Tovar	95	27	122	3-23	3	3	2-0	
D. Williams	87	15	102	1-7	8	2	2-0	
Francis	88	13	101	4.5-52	1	1	1-0	
Rod Jones	67	8	75	0-0	0	0	0-0	
Oliver	53	10	63	1-10	1	0	1-0	
Rucker	52	6	58	2-12	2	1	0-0	
Brim	44	4	48	0-0	16	0	1-1	
A. Williams	40	8	48	9.5-62	1	1	1-0	
Krumrie	38	9	47	1-8	1	0	0-0	
McDonald	30	15	45	1-3	0	1	0-0	
Wilkinson	37	7	44	5.5-37	1	0	0-0	
Copeland	36	5	41	1-6	1	1	0-0	
Vinson	29	5	34	0-0	0	1	0-0	
Sawyer	26	5	31	0-0	13	0	1-0	
Parten	16	4	20	0-0	2	0	0-0	
Stephens	9	4	13	0-0	1	0	0-0	
Rog. Jones	5	2	7	1.5-16	0	0	0-0	
Bradton	3	2	5	0-0	0	0	0-0	
Wallerstedt	3	2	5	0-0	0	0	0-0	
J. Johnson	3	1	4	0-0	0	0	0-0	
Smith	2	0	2	0-0	0	0	0-0	
von Oelhoffen	2	0	2	0-0	0	0	0-0	
Shaw	1	1	2	0-0	0	0	0-0	
Walker	1	1	2	0-0	1	0	0-0	
Stallings	1	0	1	0-0	0	0	0-0	

SPECIAL TEAMS	Player	Tkl	Ass	Tot	FF	FR-Yds	BP	BFG	BXP
Cottrhan	10	2	12	0	0-0	0	0	0	0
Hardy	10	2	12	0	1-0	0	0	0	0
Ball	9	3	12	0	0-0	0	0	0	0
Rog. Jones	11	0	11	1	0-0	0	0	0	0
Stephens	8	1	9	0	0-0	0	0	0	0
Wallerstedt	8	0	8	0	0-0	0	0	0	0
Truitt	4	2	6	0	0-0	0	0	0	0
Braxton	5	0	5	0	0-0	0	0	0	0
Tovar	5	0	5	0	0-0	0	0	0	0
Jefferson	4	1	5	0	0-0	0	0	0	0
Sawyer	4	0	4	0	0-0	0	0	0	0
Vinson	4	0	4	0	0-0	0	0	0	0
J. Johnson	3	0	3	0	0-0	0	0	0	0
D. Williams	3	0	3	0	0-0	0	0	0	0
McDonald	1	2	3	0	0-0	0	0	0	0
L. Johnson	2	0	2	0	0-0	0	0	0	0
Duckett	1	0	1	0	0-0	0	0	0	0
Parten	1	0	1	0	0-0	0	0	0	0
Sadowski	1	0	1	0	0-0	0	0	0	0
Walker	1	0	1	0	0-0	0	0	0	0
Frisch	0	1	1	0	0-0	0	0	0	0

MISCELLANEOUS DEFENSE	Player	Tkl	Ass	Tot	FF	FR-Yds
Briz	3	0	3	0	0	0-0
Ti. McGee	3	0	3	0	0	0-0
Ball	1	0	1	0	0	0-0
Broussard	1	0	1	0	0	0-0
Dennis	1	0	1	0	0	0-0
Fenner	1	0	1	0	0	0-0
Ti. McGee	1	0	1	0	0	0-0
Pickens	1	0	1	0	0	0-0
Sargent	1	0	1	0	0	0-0
Scott	1	0	1	0	0	0-0

(continued)

1995 FINAL STATISTICS (7-9-0)

Date	W/L	Score	Opponent	Alt.
Sept. 3	W	24-21*	at Indianapolis	42,445
Sept. 10	W	24-17	Jacksonville	48,318
Sept. 17	L	21-24	at Seattle	39,432
Sept. 24	L	28-38	Houston	46,332
Oct. 1	L	23-26	Miami	52,671
Oct. 8	L	16-19	at Tampa Bay	41,732
Oct. 19	W	27-9	at Pittsburgh	56,684
Oct. 29	L	26-29*	Cleveland	58,639
Nov. 5	L	17-20	Oakland	51,265
Nov. 12	W	32-25	at Houston	32,998
Nov. 19	L	31-49	Pittsburgh	54,636
Nov. 26	W	17-13	at Jacksonville	68,249
Dec. 3	L	10-24	at Green Bay	60,318
Dec. 10	W	16-10	Chicago	38,642
Dec. 17	L	10-26	at Cleveland	55,875
Dec. 24	W	27-24	Minnesota	34,568

*Overtime

TEAM STATISTICS	Bengals	Opponents
TOTAL FIRST DOWNS	288	355
Rushing	76	117
Passing	184	215
Penalty	28	23
3rd Down: Made-Att.	72-205	107-243
3rd Down Pct.	35.1	44.0
4th Down: Made-Att.	10-19	8-15
4th Down Pct.	52.6	53.3
POSSESSION AVG.	26:57	33.03
TOTAL NET YARDS	5192	6349
Avg. Per Game	324.5	396.8
Total Plays	975	1127
Avg. Per Play	5.3	5.6
NET YARDS RUSHING	1439	2104
Avg. Per Game	89.9	131.5
Total Rushes	364	483
NET YARDS PASSING	3753	4245
Avg. Per Game	234.6	265.3
Sacked-Yards Lost	25-162	42-267
Gross Yards	3915	4512
Alt.-Completions	586-334	602-364
Completion Pct.	57.0	60.5
Had Intercepted	18	12
PUNTS-AVERAGE	70-41.6	64-38.4
Net Punting Avg.	38.3	33.3
PENALTIES-YARDS	103-835	116-1143
FUMBLES-BALL LOST	23-14	27-12
TOUCHDOWNS	37	37
Rushing	7	10
Passing	29	25
Returns	1	2

Score by Periods	1	2	3	4	OT	T
Bengals	52	99	93	102	3	349
Opponents	70	131	56	114	3	374

SCORING TD-Ru-Pa-Rl K-PAT FG S TP									
Pettrey	0	0	0	0	34-34	29-36	0	121	0
Pickens	17	0	17	0	—	—	0	102	0
Scott	5	0	5	0	—	—	0	30	0
To. McGee	4	0	4	0	—	—	0	24	0
Bieniemy	3	3	0	0	—	—	0	18	0
Green	3	2	1	0	—	—	0	18	0
Blake	2	2	0	0	—	—	0	14	0
Dunn	1	0	1	0	—	—	0	6	0
Rog. Jones	1	0	0	1	—	—	0	6	0
Tulen	1	0	1	0	—	—	0	6	0
Williams	0	0	0	0	—	—	1	2	0
TEAM	0	0	0	0	—	—	1	2	0

Bengals	37	7	29	1	34-34	29-36	2	349
Opponents	37	10	25	2	34-34	38-49	0	374

*Includes a two-point conversion

Two-point conversions: Blake, Bengals 1-3; Opponents 2-3.

RUSHING	No	Yds	Avg	Lg	TD
Pickens	171	661	3.9	23†	2
Bieniemy	98	381	3.9	27	3
Blake	53	309	5.8	30	2
Cothran	16	62	3.9	15	0
Joseph	16	40	2.5	8	0
Scott	5	11	2.2	9	0
Pickens	1	6	6.0	6	0
Burns	1	1	1.0	1	0
Hill	1	-3	-3.0	-3	0
Hill	1	-13	-13.0	-13	0
Johnson	1	-16	-16.0	-16	0
Bengals	364	1439	4.0	30	7
Opponents	483	2104	4.4	38	10

RECEIVING	No	Yds	Avg	Lg	TD
Pickens	99	1234	12.5	68†	17
To. McGee	55	754	13.7	41	4
Scott	52	821	15.8	88†	5
Bieniemy	43	424	9.9	33	0
Green	27	182	6.7	24	1
Joseph	20	118	5.9	13	0
Dunn	17	209	12.3	37	1
Cothran	8	44	5.5	15	0
Sadowski	5	37	7.4	12	0
Hill	4	44	11.0	18	0
Ware	2	36	18.0	21	0
Tulen	2	12	6.0	9	0
Bengals	334	3915	11.7	88†	29
Opponents	364	4512	12.4	71†	25

INTERCEPTIONS	No	Yds	Avg	Lg	TD
Walker	4	56	14.0	23	0
Sawyer	2	61	30.5	61	0
A. Collins	2	3	1.5	3	0
Rod Jones	1	24	24.0	24	0
Rog. Jones	1	17	17.0	17	1
Tovar	1	13	13.0	13	0
Williams	1	1	1.0	1	0
Bengals	12	175	14.6	61	1
Opponents	18	307	17.1	74	2

PUNTING	No	Yds	Avg	Net	TB	In 20	Lg	TD
Johnson	68	2861	42.1	38.6	4	26	61	0
Pettrey	2	52	26.0	26.0	0	0	27	0
Bengals	70	2913	41.6	38.3	4	26	61	0
Opponents	64	2455	38.4	33.3	11	22	64	1

PUNT RETURNS	Ret	FC	Yds	Avg	Lg	TD
Sawyer	9	8	58	6.4	21	0
Bieniemy	7	1	47	6.7	10	0
Pickens	5	2	-2	-0.4	4	0
Bailey	0	1	0	—	—	0
Query	0	1	0	—	—	0
Bengals	21	13	103	4.9	21	0
Opponents	27	20	154	5.7	19	0

KICKOFF RETURNS	No	Yds	Avg	Lg	TD
Dunn	50	1092	21.8	45	0
Hill	17	454	26.7	55	0
Bieniemy	8	168	21.0	34	0
Sawyer	2	50	25.0	28	0
Joseph	1	17	17.0	17	0
von Oelhoffen	1	10	10.0	10	0
A. Collins	1	-3	-3.0	-3	0
Bengals	80	1788	22.4	62	0
Opponents	65	1475	22.7	64	0

FIELD GOALS	1-19	20-29	30-39	40-49	50+
Pettrey	0-0	8-9	10-11	10-14	1-2
Bengals	0-0	8-9	10-11	10-14	1-2
Opponents	1-1	13-14	14-17	8-13	2-4

FIELD GOAL ATTEMPTS BY GAME:
Pelfrey: (25G, 44G, 32G, 38G, 47G) (42G, 48N)
 (38N, 49N) (-) (28G, 45N) (34G, 45G, 44G) (31G,
 23G) (37G, 63N, 41G) (45G, 28G, 48G) (33G, 49G,
 27G) (27G) (31G) (28G) (28G, 37G, 39G, 42N)
 (30G, 22B) (44G, 51G) *(continued)*

(continued)

PASSING	Att	Cmp	Yds	Cmp %	Yds/ Att	TD	TD %	INT	Int %	Lg	Sack-Lost	Rat
Blake	567	326	3822	57.5	6.74	28	4.9	17	3.0	88†	24-152	82.1
Klingler	15	7	88	46.7	5.87	1	6.7	1	6.7	33	1-10	59.9
Bieniemy	2	0	0	0.0	0.00	0	0.0	0	0.0	0	0-0	39.6
Johnson	1	1	5	100.0	5.00	0	0.0	0	0.0	5	0-0	87.5
Dunn	1	0	0	0.0	0.00	0	0.0	0	0.0	0	0-0	39.6
Bengals	586	334	3915	57.0	6.68	29	4.9	18	3.1	88†	25-162	81.1
Opponents	602	354	4512	60.5	7.50	25	4.2	12	2.0	71†	42-267	89.2

USUAL STARTERS

OFFENSE	DEFENSE
WR Carl Pickens	LE John Copeland
LT Kevin Sargent	LDT Dan Wilkinson
LG Scott Brumfield	RD Keith Rucker
C Darrick Briz	RE Artie Smith
RG Bruce Kozerski	LLB James Francis
Todd Kalis	MLB Steve Tovar
RT Joe Walter	RLB Ricardo McDonald
TE Tony McGee	LCB Roger Jones
WR Darryl Scott	RCB Corey Sawyer
QB Jeff Blake	Rod Jones
HB Harold Green	SS Bracey Walker
FB Jeff Cothran	FS Darryl Williams

FIELD GOAL ATTEMPTS BY GAME-cont'd:
Opponents: (27G, 40G, 42N) (29G) (53N, 38G) (41G) (21G, 46G, 36G, 35G) (25G, 47N, 27G, 45N, 33G, 53G) (39N, 36N, 25G, 28G, 38G) (44G, 25G, 36G, 38G, 28G) (37G, 50N, 46G) (40G, 34G, 34G, 23G) (50G, 26G) (41N, 47B, 36G, 39G) (41G) (27G) (37G, 42G, 19G, 35G) (20G, 38N, 25N).

DEFENSE	Player	Tkl	Ass	Tot	Sks-Yds	PD	FF	FR-Yds
Tovar	77	22	99	1-1	5	2	0	0-0
Williams	78	20	98	1-9	10	0	0	3-0
Rog. Jones	75	11	86	2-8	11	2	0	0-0
Walker	60	25	85	0-0	13	1	2	0-0
Francis	55	10	65	3-27	5	1	0	9-0
McDonald	47	17	64	5-17	4	1	1	1-0
A. Collins	50	12	62	4-30	6	0	0	0-0
Copeland	53	8	61	9-61	4	2	0	0-0
Sawyer	48	4	53	2-22	17	2	0	0-0
Smith	38	6	44	2-4	2	0	0	0-0
Rucker	32	10	42	2-8	0	1	0	0-0
Wilkinson	30	10	40	8-48	1	1	0	0-0
Rod Jones	38	1	39	0-0	9	0	0	1-0
Wheeler	21	7	28	0-0	5	0	0	0-0
Wallerstedt	20	2	22	0-0	1	0	0	0-0
Shade	14	2	16	0-0	1	0	0	0-0
Stallings	14	2	16	1-18	0	1	1	0-0
Shelling	15	0	15	0-0	1	0	0	0-0
von Oelhoffen	7	1	8	0-0	1	0	0	0-0
Oglesby	3	1	4	1-3	0	0	0	0-0
Hardy	3	0	3	0-0	0	0	0	0-0
Kelly	3	0	3	1-11	1	0	1	0-0
Panten	1	2	3	0-0	0	0	0	0-0
Brim	2	0	2	0-0	0	0	0	0-0
Jefferson	1	0	1	0-0	0	0	0	0-0

SPECIAL TEAMS	Player	Tkl	Ass	Tot	FF	FR-Yds	BP	BFG	BXP
Williams	10	4	14	0	0-0	1	0	0	0
Hardy	9	1	10	0	0-0	0	0	0	0
Joseph	8	1	9	0	1-0	0	0	0	0
Rog. Jones	8	0	8	0	0-0	0	0	0	0
A. Collins	7	1	8	0	0-0	0	0	0	0
Jefferson	4	4	8	0	1-5	0	0	0	0
Dunn	6	1	7	0	0-0	0	0	0	0
Shelling	6	1	7	1	0-0	0	0	0	0
Wheeler	6	1	7	1	0-0	0	0	0	0
Bieniemy	5	1	6	0	1-0	0	0	0	0
Shade	4	1	5	0	0-0	0	0	0	0
Wallerstedt	4	0	4	0	0-0	0	0	0	0
Hill	3	0	3	0	0-0	0	0	0	0
Pettrey	2	0	2	0	0-0	0	0	0	0
Truitt	1	1	2	0	0-0	0	0	0	0
Neal	1	0	1	0	0-0	0	0	0	0
Walker	1	0	1	0	0-0	0	0	0	0
Cothran	0	1	1	0	0-0	0	0	0	0
Coonsland	0	0	0	0	0-0	0	1		

1996 FINAL STATISTICS (8-8-0)

USUAL STARTERS

OFFENSE		DEFENSE	
WR	Carl Pickens	LE	John Copeland
LT	Willie Anderson	LD	Dan Wilkinson
	Melvin Tuten	ROT	Tim Johnson
LG	Rich Braham	RE	Artie Smith
C	Darrick Brizl	LLB	James Francis
RG	Ken Blackman	MLB	Steve Tovar
	Scott Brumfield	RLB	Ricardo McDonald
RT	Joe Walter	LCB	Ashley Ambrose
TE	Tony McGee	RCB	Jimmy Spencer
WR	Darnay Scott	SS	Bracey Walker
QB	Jeff Blake	FS	Bo Orlando
HB	Garrison Hearst		
FB	Jeff Cothran		

FIELD GOAL ATTEMPTS BY GAME-cont'd:
Opponents: (44N, 42G, 20G, 29G, 20G) (47G, 23G) (51G, 37G, 25G) (-) (40G, 32G, 49G) (33G, 22G) (-) (-) (-) (46G, 42N) (22G) (33G, 54N) (25G, 46G, 40G, 39G, 20G) (45N) (44N, 34N, 42G) (32G)

DEFENSE			Sks			FR		
Player	Tkl	Asst	Tot	Yds	PD	FF	Yds	
Tovar	74	30	104	3-15	11	0	0-0	
Orlando	72	12	84	1-6	7	1	0-0	
Francis	62	8	70	3-3	6	1	3-0	
Walker	57	13	70	0-0	4	1	0-0	
Spencer	55	8	63	0-0	22	0	1-59	
McDonald	46	15	61	5-32	1	1	0-0	
Ambrose	44	6	50	0-0	24	1	0-0	
Wilkinson	37	7	44	6.5-51.5	3	0	1-0	
T. Johnson	38	3	41	2.5-22	2	0	0-0	
Copeland	35	6	41	3-18.5	6	1	0-0	
Sawyer	32	6	38	1.5-11.5	10	1	0-0	
Smith	19	7	26	1-8	1	0	1-0	
Langford	20	4	24	2-6	1	0	1-0	
Turnmull	16	8	24	0-0	1	0	0-0	
Dixon	15	6	21	0-0	1	0	0-0	
Myers	17	1	18	0-0	3	0	0-0	
Stallings	13	2	15	2-6	0	2	0-0	
von Oelhoffen	11	4	15	1-2.5	0	0	0-0	
Rode Jones	13	1	14	0-0	4	0	0-0	
Rog. Jones	7	1	8	0-0	1	0	0-0	
Shade	6	2	8	0-0	0	0	0-0	
Collins	6	1	7	0-0	0	0	0-0	
Morabito	5	1	6	0.5-0	0	0	0-0	
Davidson	1	0	1	0-0	0	0	1-0	
Wheeler	1	0	1	0-0	0	0	0-0	

SPECIAL TEAMS			FR			BFG		
Player	Tkl	Asst	Tot	FF	Yds	BP	BFG	BXP
Dunn	9	0	9	0	0-0	0	0	0
Turnmull	8	1	9	0	0-0	0	0	0
Wheeler	8	1	9	0	0-0	0	0	0
Collins	8	0	8	0	0-0	0	0	0
Bieniemy	7	1	8	0	0-0	0	0	0
Myers	6	2	8	0	0-0	0	0	0
Rode Jones	6	1	7	0	0-0	0	0	0
Dixon	5	1	6	0	0-0	0	0	0
Shade	5	1	6	0	0-0	0	0	0
Ambrose	5	0	5	0	0-0	0	0	0
Orlando	5	0	5	0	0-0	0	0	0
Battaglia	4	0	4	0	1-0	0	0	0
Trull	4	0	4	0	0-0	0	0	0
Rog. Jones	2	2	4	0	0-0	0	0	0
Hudson	3	0	3	0	0-0	0	0	0
L. Johnson	3	0	3	0	0-0	0	0	0
Walker	3	0	3	0	0-0	0	0	0
Hill	2	0	2	0	1-0	0	0	0
Neal	2	0	2	0	0-0	0	0	0
Cothran	1	1	2	0	0-0	0	0	0
Langford	1	0	1	0	0-0	0	0	0
Petrey	1	0	1	0	0-0	0	0	0
Sawyer	1	0	1	0	0-0	0	0	0

MISCELLANEOUS DEFENSE			FR			Yds		
Player	Tkl	Asst	Tot	FF	Yds	BP	BFG	BXP
Pickens	2	0	2	0	0-0			
Scott	2	0	2	0	0-0			
Anderson	1	0	1	0	0-0			
Battaglia	1	0	1	0	0-0			
Braham	1	0	1	0	0-0			
Brumfield	1	0	1	0	0-0			
Dunn	1	0	1	0	0-0			
Hearst	1	0	1	1	0-0			
McGee	1	0	1	0	0-0			

NOTE: The defensive, special teams and miscellaneous statistics listed above may differ from the information listed in individual player biographies. Press box statistics were used for the above 1995 totals while coaches' statistics were used for the biographies.

Date	W/L	Score	Opponent	Att.	RUSHING	No	Yds	Avg	Lg	TD
Sept. 1	L	16-26	at St. Louis	62,659	Hearst	225	847	3.8	24	0
Sept. 8	L	14-27	at San Diego	55,880	Blake	72	317	4.4	18	2
Sept. 15	W	30-14	New Orleans	51,792	Bieniemy	56	269	4.8	33	2
Sept. 29	L	10-14	Denver	45,418	Carter	91	264	2.9	31	8
Oct. 6	L	27-30	Houston	44,680	Cothran	15	44	2.9	9	1
Oct. 13	L	10-20	at Pittsburgh	58,875	Wilhelm	6	24	4.0	18	0
Oct. 20	L	21-28	at San Francisco	63,218	Millne	8	22	2.8	5	1
Oct. 27	W	28-21	Jacksonville	45,890	Scott	3	4	1.3	8	0
Nov. 3	W	24-21	at Baltimore	60,743	Pickens	2	2	1.0	2	0
Nov. 10	W	34-24	Pittsburgh	57,265	Bengals	478	1793	3.8	33	14
Nov. 17	L	17-31	at Buffalo	75,549	Opponents	444	1643	3.7	45	15
Nov. 24	W	41-31	Atlanta	44,868	RECEIVING	No	Yds	Avg	Lg	TD
Dec. 1	L	27-30	at Jacksonville	57,408	Pickens	100	1180	11.8	61	12
Dec. 8	W	21-14	Baltimore	43,022	Scott	58	833	14.4	50	5
Dec. 15	W	21-13	at Houston	15,131	McGee	38	446	11.7	22	4
Dec. 22	W	31-24	Indianapolis	49,389	Dunn	32	509	15.9	40	1

TEAM STATISTICS		Bengals	Opponents
TOTAL FIRST DOWNS		332	317
Rushing		114	109
Passing		190	196
Penalty		28	12
3rd Down: Made-Att		102-236	94-214
3rd Down Pct.		43.2	43.9
4th Down: Made-Att		5-12	8-13
4th Down Pct.		41.7	61.5
POSSESSION AVG.		31.33	28.27
TOTAL NET YARDS		5225	5469
Avg. Per Game		326.6	341.8
Total Plays		1088	1047
Avg. Per Play		4.8	5.2
NET YARDS RUSHING		1793	1643
Avg. Per Game		112.1	102.7
Total Rushes		478	444
NET YARDS PASSING		3432	3826
Avg. Per Game		214.5	239.1
Sacked-Yards Lost		47-294	32-202
Gross-Yards		3726	4028
Att.-Completions		563-316	571-319
Completion Pct.		56.1	55.9
Had Intercepted		16	34
PUNTS-AVERAGE		82-44.3	61-44.4
Net Punting Avg.		34.0	38.5
PENALTIES-YARDS		90-678	102-768
FUMBLES-BALL LOST		19-9	16-10
TOUCHDOWNS		43	42
Rushing		14	15
Passing		25	22
Returns		4	5

Score by Periods	1	2	3	4	OT	Tot
Bengals	57	111	65	139	0	372
Opponents	67	105	86	108	3	369

SCORING	TD-Ru	Pa-Rt	K-PAT	FG	S	TP	Pickens	1	0	2	2.0	2	0					
Petrey	0	0	0	41-41	23-28	0	110	Bengals	33	8	217	6.6	62	0				
Pickens	12	0	12	0	0	0	74	Opponents	38	6	502	13.2	64	0				
Carter	9	8	1	0	0	0	54	KICKOFF RETURNS						No	Yds	Avg	Lg	TD
Scott	5	0	5	0	0	0	30	Dunn	35	782	22.3	90	1					
McGee	4	0	4	0	0	0	24	Sawyer	12	241	20.1	33	0					
Bieniemy	2	2	0	0	0	0	12	Hudson	10	237	23.7	31	0					
Blake	2	2	0	0	0	0	12	Hill	9	173	19.2	29	0					
Dunn	2	0	1	1	0	0	12	Sadowski	2	7	3.5	7	0					
Hearst	1	0	1	0	0	0	8	Battaglia	1	6	8.0	8	0					
Ambrose	1	0	0	1	0	0	6	Colbran	1	11	11.0	11	0					
Colbran	1	1	0	0	0	0	6	Bengals	70	1459	20.8	90	1					
Francis	1	0	0	1	0	0	6	Opponents	69	1642	23.8	95	1					
Hudson	1	0	1	0	0	0	6	FIELD GOALS						1-19	20-29	30-39	40-49	50+
Millne	1	1	0	0	0	0	6	Petrey	1-1	7-7	10-11	5-9	0-0					
Spencer	1	0	0	1	0	0	6	Bengals	1-1	7-7	10-11	5-9	0-0					
Bengals	43	14	25	4	41-41	23-28	0 372	Opponents	0-0	0-0	5-7	5-9	0-0					
Opponents	42	15	22	5	40-40	25-30	0 369											

*Includes a two-point conversion
Two-point conversions: Hearst, Pickens, Bengals 2-2; Opponents 1-2.

FIELD GOAL ATTEMPTS BY GAME:
Petrey: (27G, 35G, 47G) (-) (33G, 21G, 35G, 37N) (44G) (42G, 31G, 40N) (19G) (-) (-) (41G, 49G, 34G) (32G, 34G) (30G) (36G, 20G) (42B, 22G, 34G) (49N, 23G, 28G) (47N) (25G).

(continued)

PASSING	Att	Cmp	Yds	Cmp %	Yds/Att	TD	INT	Int %	Lg	Sack-Lost	Rat	
Blake	549	308	3624	56.1	6.60	24	4.4	14	2.6	61	44-278	80.3
Wilhelm	13	7	90	53.8	6.92	1	7.7	2	15.4	38	3-16	61.9
Pickens	1	1	12	100.0	12.00	0	0.0	0	0.0	12	0-0	116.7
Bengals	563	316	3726	56.1	6.62	25	4.4	16	2.8	61	47-294	79.4
Opponents	571	319	4028	55.9	7.05	22	3.9	34	6.0	57	32-202	66.1

1997 FINAL STATISTICS (7-9-0)

USUAL STARTERS

OFFENSE		DEFENSE	
WR	Carl Pickens	LE	Joan Copeland
LT	Kevin Sargent	NT	Kimo von Oelhoffen
	Rod Jones	RE	Dan Wilkinson
LG	Rich Braham	LOLB	James Francis
C	Darrick Brizl	LILB	Tom Tumulty
RG	Ken Blackman	RILB	Ricardo McDonald
RT	Willie Anderson	ROLB	Gerald Dixon
TE	Tony McGee	LCB	Ashley Ambrose
WR	Darryl Scott	RCB	Jimmy Spencer
QB	Jeff Blake	SS	Sam Shade
HB	Ki-Jana Carter	FS	Grag Myers
Corey Dillon			
Brian Milne			

Date	W/L	Score	Opponent	Alt.	RUSHING	No	Yds	Avg	Lg	TD
Aug. 31	W	24-21	Arizona	53,644	Dillon	233	1129	4.8	71	10
Sept. 7	L	10-23	at Baltimore	52,968	Carter	128	464	3.6	79	7
Sept. 21	L	20-38	at Denver	73,871	Blake	45	234	5.2	16	3
Sept. 28	L	14-31	N.Y. Jets	57,209	Bleniemy	21	97	4.6	20	1
Oct. 5	L	13-21	at Jacksonville	67,128	Milne	13	32	2.5	5	2
Oct. 12	L	7-30	at Tennessee	17,071	Esiason	8	11	1.4	8	0
Oct. 19	L	10-25	Pittsburgh	60,020	Scott	1	6	6.0	6	0
Oct. 26	L	27-29	at N.Y. Giants	72,584	Johnson	1	0	0.0	0	0
Nov. 2	W	38-31	San Diego	53,754	Graham	1	-1	-1.0	-1	0
Nov. 9	W	28-13	at Indianapolis	58,473	Pickens	1	-6	-6.0	-6	0
Nov. 16	L	3-20	at Pittsburgh	55,226	Bengals	452	1966	4.3	79	23
Nov. 23	W	31-26	Jacksonville	55,158	Opponents	514	2223	4.3	50	15
Nov. 30	L	42-44	at Philadelphia	66,623	RECEIVING	No	Yds	Avg	Lg	TD
Dec. 4	W	41-14	Tennessee	49,086	Scott	54	797	14.8	77	5
Dec. 14	W	31-24	Dallas	60,043	Pickens	52	695	13.4	50	5
Dec. 21	W	15-14	Baltimore	50,917	McGee	34	414	12.2	37	6

TEAM STATISTICS

TEAM STATISTICS	Bengals	Opponents
TOTAL FIRST DOWNS	310	351
Rushing	104	141
Passing	171	188
Penalty	35	22
3rd Down: Made-Att	88-214	102-227
3rd Down Pct.	41.1	44.9
4th Down: Made-Att	10-20	11-16
4th Down Pct.	50.0	68.8
POSSESSION AVG.	27:56	32:04
TOTAL NET YARDS	5282	5682
Avg. Per Game	330.1	355.1
Total Plays	1002	1091
Avg. Per Play	5.3	5.2
NET YARDS RUSHING	1965	2223
Avg. Per Game	122.9	138.9
Total Rushes	452	514
NET YARDS PASSING	3316	3459
Avg. Per Game	207.3	216.2
Sacked-Yards Lost	46-287	35-209
Gross Yards	3603	3668
Att.-Completions	504-302	542-309
Completion Pct.	59.9	57.0
Had Intercepted	9	13
PUNTS-AVERAGE	81-42.9	69-44.7
Net Punting Avg.	35.9	40.3
PENALTIES-YARDS	98-877	107-951
FUMBLES-BALL LOST	25-13	23-10
TOUCHDOWNS	46	48
Rushing	23	15
Passing	21	30
Returns	2	3

Score by Periods

Score by Periods	1	2	3	4	OT	Tot
Bengals	77	110	80	88	0	355
Opponents	65	108	90	142	0	405

SCORING TD-Ru-Pa-Rt K-PAT FG S TP

SCORING	TD-Ru	Pa-Rt	K-PAT	FG	S	TP
Pellrey	0	0	0	0	41-43	12-16
Dillon	10	10	0	0	—	0-60
Carter	7	7	0	0	—	0-42
McGee	6	0	6	0	—	0-38
Pickens	5	0	5	0	—	0-30
Scott	5	0	5	0	—	0-30
Blake	3	3	0	0	—	0-18
Bleniemy	2	1	0	1	—	0-12
Dunn	2	0	2	0	—	0-12
Hundon	2	0	2	0	—	0-12
Milne	2	0	2	0	—	0-12
Battaglia	1	0	1	0	—	0-6
Copeland	1	0	1	0	—	0-6
Bengals	46	23	21	2	41-43	12-16
Opponents	48	15	30	3	45-45	24-29

*Includes a two-point conversion

Two-point conversions: McGee, Bengals 1-3; Opponents 0-3.

PASSING	Att	Cmp	Yds	Cmp %	Yds/Att	TD	INT	Lg	Sack-Lost	Rat
Blake	317	184	2125	58.0	6.70	8	2.5	7	2.2	50
Esiason	186	118	1478	63.4	7.95	13	7.0	2	1.1	77
Carter	1	0	0	0.0	0.00	0	0.0	0	0-0	39.6
Bengals	504	302	3603	59.9	7.15	21	4.2	9	1.8	77
Opponents	542	309	3668	57.0	6.77	30	5.5	13	2.4	83

RECEIVING

RECEIVING	No	Yds	Avg	Lg	TD
Scott	54	797	14.8	77	5
Pickens	52	695	13.4	50	5
McGee	34	414	12.2	37	6
Bleniemy	31	249	8.0	21	0
Dunn	27	414	15.3	39	2
Dillon	27	259	9.6	28	0
Milne	23	138	6.0	20	0
Carter	21	157	7.5	35	0
Hundon	16	285	17.8	61	2
Battaglia	12	149	12.4	34	1
Twynier	4	45	11.3	16	0
Graham	1	1	1.0	1	0
Bengals	302	3603	11.9	77	21
Opponents	309	3668	11.9	83	30

INTERCEPTIONS

INTERCEPTIONS	No	Yds	Avg	Lg	TD
Sawyer	4	44	11.0	37	0
Ambrose	3	56	18.7	29	0
Mack	1	29	29.0	29	0
Myers	1	25	25.0	25	0
Shade	1	21	21.0	21	0
Francis	1	7	7.0	7	0
Orlando	1	3	3.0	3	0
Spencer	1	-2	-2.0	-2	0
Bengals	13	183	14.1	37	0
Opponents	9	26	2.9	18	0

PUNTING

PUNTING	No	Yds	Avg	Net	TB	In20	Lg	8
Johnson	81	3471	42.9	35.9	8	27	66	0
Bengals	81	3471	42.9	35.9	8	27	66	0
Opponents	69	3082	44.7	40.3	5	21	59	0

PUNT RETURNS

PUNT RETURNS	Ret	FC	Yds	Avg	Lg	TD
Myers	26	19	201	7.7	18	0
Bengals	26	19	201	7.7	18	0
Opponents	35	10	407	11.6	85	2

KICKOFF RETURNS

KICKOFF RETURNS	No	Yds	Avg	Lg	TD
Bleniemy	34	789	23.2	102	1
Dunn	19	487	25.6	85	0
Hundon	10	169	16.9	28	0
Dillon	6	182	30.3	58	0
Twynier	4	72	18.0	24	0
Carter	1	9	9.0	9	0
Bengals	74	1708	23.1	102	1
Opponents	67	1406	21.0	45	0

FIELD GOALS

FIELD GOALS	1-19	20-29	30-39	40-49	50+
Pellrey	0-0	4-4	3-3	5-7	0-2
Bengals	0-0	4-4	3-3	5-7	0-2
Opponents	1-1	7-8	8-10	8-10	0-0

FIELD GOAL ATTEMPTS BY GAME

FIELD GOAL ATTEMPTS BY GAME	Pellrey	(38G)	(46G)	(51N)	(43N)	(46B)	(56N)	(38G)	(43G)	(-)	(-) (-)	(33G)	(-) (-)	(25G)	(20G)
Opponents	(-) (-)	(37G)	(32G)	(41G)	(25G)	(44G)	(36N)	(27N)	(40N)	(47G)	(45G)	(19G)	(34G)	(32G)	(35G)
	(45G)	(31N)	(42G)	(45G)	(34G)	(25G)	(21G)	(35G)	(29G)	(25G)	(33G)	(25G)	(31G)	(-) (-)	(23G)
	(44N)														

DEFENSE

DEFENSE	Player	Tkl	Asst	Tot	Sks-Yds	PD	FF	FR-Yds
Shade	81	15	96	4-25	7	1	1	0-0
Myers	67	15	82	0-0	6	0	0	0-0
McDonald	50	14	64	1-5	3	0	0	0-0
Ambrose	57	2	59	1-10	26	0	2	0-0
Francis	46	11	57	3.5-9.5	6	2	1	0-0
Tumulty	40	16	56	1-5	2	0	0	0-0
Dixon	41	9	50	8.5-55.5	2	1	0	0-0
Copeland	35	14	49	3-16	1	0	2	25-25
Paul	41	7	48	0-0	6	0	1	0-0
von Oelhoffen	32	10	42	0-0	0	0	0	0-0
Buckner	32	7	39	0-0	0	2	0	0-0
Spencer	36	2	38	0-0	12	0	0	0-0
Tovar	30	6	36	0-0	1	0	0	0-0
Wilkinson	24	10	34	5-29	2	1	0	0-0
Sawyer	28	3	31	0-0	13	0	0	0-0
Collins	25	5	30	3-10	0	0	1	0-0
Wilson	22	2	24	3-23	1	1	0	0-0
Orlando	20	4	24	1-7	4	1	0	0-0
Granville	16	4	20	0-0	2	0	0	0-0
Mack	14	4	18	0-0	1	0	0	0-0
Langford	9	5	14	1-14	1	0	0	0-0
Stallings	6	0	6	0-0	0	0	0	0-0
Purvis	2	1	3	0-0	0	0	0	0-0
Terry	2	1	3	0-0	0	0	0	0-0
Curtis	2	0	2	0-0	0	0	0	0-0
Lott	1	0	1	0-0	0	0	0	0-0

SPECIAL TEAMS

SPECIAL TEAMS	Player	Tkl	Asst	Tot	FF	Yds	BP	BFG	BXP
Collins	17	2	19	0	0-0	0	0	0	0
Shade	15	2	17	0	0-0	0	0	0	0
Dixon	15	0	15	0	0-0	0	0	0	0
Tovar	7	1	8	0	0-0	0	0	0	0
Truitt	7	0	7	0	0-0	0	0	0	0
Myers	5	1	6	0	0-0	0	0	0	0
Sawyer	4	1	5	0	0-0	0	0	0	0
Francis	4	0	4	0	1-0	0	0	0	0
Granville	3	1	4	0	0-0	0	0	0	0
Bleniemy	3	0	3	0	0-0	0	0	0	0
Bush	3	0	3	0	0-0	0	0	0	0
Orlando	2	1	3	0	1-0	0	0	0	0
Terry	2	1	3	0	0-0	0	0	0	0
Tumulty	2	1	3	0	0-0	0	0	0	0
McDonald	2	0	2	0	0-0	0	0	0	0
Curtis	1	0	1	0	0-0	0	0	0	0
Hundon	1	0	1	0	0-0	0	0	0	0
Jenkins	1	0	1	0	0-0	0	0	0	0
Paul	1	0	1	0	0-0	0	0	0	0
Wright	1	0	1	0	0-0	0	0	0	0
Milne	0	1	1	0	0-0	0	0	0	0

MISCELLANEOUS DEFENSE

Opponents: (-) (3			
36N) (27N) (40N,			
(35G) (45G) (31N,			
35G, 29G, 25G) (33			
Yds/		TD	
Att	TD	%	INT
70	8	2.5	7
95	13	7.0	2
00	0	0.0	0

1998 FINAL STATISTICS (3-18-0)

USUAL STARTERS

OFFENSE		DEFENSE	
WR	Carl Pickens	LE	Michael Bankston
LT	Kevin Sargent	NT	Kimo von Oelhoffen
LG	Rich Braham	RE	Clyde Simmons
C	Darrick Britz	LOLB	Brian Francis
RG	Ken Blackburn	LILB	Brian Simmons
	Mike Goff	RILB	Takeo Spikes
RT	Willie Anderson	ROLB	Reinard Wilson
TE	Tony McGee	LCB	Ashley Ambrose
WR	Darnay Scott	RCB	Artrell Hawkins
QB	Nell O'Donnell	SS	Sam Shade
HB	Corey Dillon	FS	Greg Myers
FB	Brian Milne		

Date	W/L	Score	Opponent	Att.
Sept. 6	L	14-23	Tennessee	55,848
Sept. 13	W	34-28*	at Detroit	66,354
Sept. 20	L	6-13	Green Bay	56,346
Sept. 27	L	24-31	at Baltimore	68,154
Oct. 11	W	25-20	Pittsburgh	59,979
Oct. 18	L	14-44	at Tennessee	33,288
Oct. 25	L	10-27	at Oakland	40,089
Nov. 1	L	26-33	Denver	59,974
Nov. 8	L	11-24	at Jacksonville	67,040
Nov. 15	L	3-24	at Minnesota	64,232
Nov. 22	L	13-20	Baltimore	52,571
Nov. 29	L	17-34	Jacksonville	55,432
Dec. 6	L	20-33	Buffalo	54,359
Dec. 13	L	26-39	at Indianapolis	55,179
Dec. 20	W	25-24	at Pittsburgh	52,017
Dec. 27	L	0-35	Tampa Bay	49,826

*Overtime

DATE	W/L	Score	Opponent	Att.
Sept. 6	L	14-23	Tennessee	55,848
Sept. 13	W	34-28*	at Detroit	66,354
Sept. 20	L	6-13	Green Bay	56,346
Sept. 27	L	24-31	at Baltimore	68,154
Oct. 11	W	25-20	Pittsburgh	59,979
Oct. 18	L	14-44	at Tennessee	33,288
Oct. 25	L	10-27	at Oakland	40,089
Nov. 1	L	26-33	Denver	59,974
Nov. 8	L	11-24	at Jacksonville	67,040
Nov. 15	L	3-24	at Minnesota	64,232
Nov. 22	L	13-20	Baltimore	52,571
Nov. 29	L	17-34	Jacksonville	55,432
Dec. 6	L	20-33	Buffalo	54,359
Dec. 13	L	26-39	at Indianapolis	55,179
Dec. 20	W	25-24	at Pittsburgh	52,017
Dec. 27	L	0-35	Tampa Bay	49,826

DATE	W/L	Score	Opponent	Att.
Sept. 6	L	14-23	Tennessee	55,848
Sept. 13	W	34-28*	at Detroit	66,354
Sept. 20	L	6-13	Green Bay	56,346
Sept. 27	L	24-31	at Baltimore	68,154
Oct. 11	W	25-20	Pittsburgh	59,979
Oct. 18	L	14-44	at Tennessee	33,288
Oct. 25	L	10-27	at Oakland	40,089
Nov. 1	L	26-33	Denver	59,974
Nov. 8	L	11-24	at Jacksonville	67,040
Nov. 15	L	3-24	at Minnesota	64,232
Nov. 22	L	13-20	Baltimore	52,571
Nov. 29	L	17-34	Jacksonville	55,432
Dec. 6	L	20-33	Buffalo	54,359
Dec. 13	L	26-39	at Indianapolis	55,179
Dec. 20	W	25-24	at Pittsburgh	52,017
Dec. 27	L	0-35	Tampa Bay	49,826

*Includes a two-point conversion
Two-point conversions: Justin, Pickens, Bengals 2-9; Opponents 1-2.

DATE	W/L	Score	Opponent	Att.
Sept. 6	L	14-23	Tennessee	55,848
Sept. 13	W	34-28*	at Detroit	66,354
Sept. 20	L	6-13	Green Bay	56,346
Sept. 27	L	24-31	at Baltimore	68,154
Oct. 11	W	25-20	Pittsburgh	59,979
Oct. 18	L	14-44	at Tennessee	33,288
Oct. 25	L	10-27	at Oakland	40,089
Nov. 1	L	26-33	Denver	59,974
Nov. 8	L	11-24	at Jacksonville	67,040
Nov. 15	L	3-24	at Minnesota	64,232
Nov. 22	L	13-20	Baltimore	52,571
Nov. 29	L	17-34	Jacksonville	55,432
Dec. 6	L	20-33	Buffalo	54,359
Dec. 13	L	26-39	at Indianapolis	55,179
Dec. 20	W	25-24	at Pittsburgh	52,017
Dec. 27	L	0-35	Tampa Bay	49,826

RUSHING	No	Yds	Avg	Lg	TD
Dillon	262	1130	4.3	66	4
Bennett	77	243	3.2	17	2
Blake	15	103	6.9	18	0
Bieniemy	17	56	3.3	9	0
Milne	10	41	4.1	10	1
O'Donnell	13	34	2.6	10	0
Scott	2	10	5.0	8	0
Gibson	1	9	9.0	9	0
Blair	1	4	4.0	4	0
Carler	2	4	2.0	4	0
Pickens	2	4	2.0	4	0
Justin	1	2	2.0	2	0
Costello	1	0	0.0	0	0
Kresser	1	-1	-1.0	-1	0

Bengals	405	1639	4.0	66	7
Opponents	558	2612	4.7	67	23

RECEIVING	No	Yds	Avg	Lg	TD
Pickens	82	1023	12.5	67	5
Scott	51	817	16.0	70	7
Dillon	28	178	6.4	41	1
Bieniemy	27	153	5.7	15	0
Milne	26	124	4.8	18	0
McGee	22	363	16.5	40	1
Gibson	19	258	13.6	76	3
Hundon	10	112	11.2	17	1
Battaglia	10	47	4.7	16	1
Bennett	8	153	19.1	55	0
Jackson	7	165	23.6	47	0
Williams	6	81	13.5	19	1
Carler	6	25	4.2	8	0
Bush	4	39	9.8	18	0
Blair	1	7	7.0	7	0

Bengals	307	3545	11.5	76	20
Opponents	233	3350	14.4	73	23

INTERCEPTIONS	No	Yds	Avg	Lg	TD
Shade	3	33	11.0	32	0
Hawkins	3	21	7.0	12	0
Ambrose	2	0	0.0	0	0
Sawyer	1	58	58.0	58	1
B. Simmons	1	18	18.0	18	0
Ross	1	11	11.0	11	0
Copeland	1	3	3.0	3	0
Randolph	1	0	0.0	0	0

Bengals	13	144	11.1	58	1
Opponents	12	206	17.2	56	1

PUNTING	No	Yds	Avg	Net	TB	In20	Lg	B
Johnson	69	3083	44.7	35.6	8	14	69	1
Costello	10	495	49.5	32.7	3	0	73	1

Bengals	81	3578	44.2	35.2	11	14	73	2
Opponents	64	2850	44.5	39.6	4	29	72	2

PUNT RETURNS	Ret	FC	Yds	Avg	Lg	TD
Gibson	27	19	218	8.1	65	1
Williams	2	3	16	8.0	10	0

Bengals	29	22	234	8.1	65	1
Opponents	36	15	503	14.0	87	1

KICKOFF RETURNS	No	Yds	Avg	Lg	TD
Mack	45	1165	25.9	97	1
Gibson	17	372	21.9	30	0
Bieniemy	5	87	17.4	22	0
Bennett	3	61	20.3	21	0
Battaglia	1	5	5.0	5	0
Williams	1	20	20.0	20	0

Bengals	72	1710	23.8	97	1
Opponents	46	1199	26.1	51	0

FIELD GOALS	1-19	20-29	30-39	40-49	50+
Pelfrey	1-1	4-4	6-7	6-10	2-5

Bengals	1-1	4-4	6-7	6-10	2-5
Opponents	0-1	5-6	12-12	8-10	2-2

FIELD GOAL ATTEMPTS BY GAME:	Yds	Att	Made	Yds	Att	Made
Pelfrey: (-)	(35N, 48B)	(37G, 19G)	(48G)	(44G)	(44G)	(44G)
(40G, 34G)	(42N, 30G)	(-)	(41G, 26G)	(33G, 37G, 43G, 53N, 46N, 21G)	(40N)	

(continued)

FIELD GOAL ATTEMPTS BY GAME: cont'd	Yds	Att	Made	Yds	Att	Made
Opponents: (38G, 31G, 48G, 47G) (-)	(30G, 35G)	(46G)	(40G, 40G)	(35G, 38G, 42G)	(28N, 22G, 48G, 48N)	(33G, 37G)
(38G)	(32G)	(34G, 23G)	(23G, 47G)	(20G, 52G, 46G, 34G)	(50G)	(22G)
(18N)						

DEFENSE	Player	Tkl	Asst	Tot	Sks-Yds	PD	FF	FR-Yds
Spikes	95	17	112	2-19	0	0	0	0-0
B. Simmons	62	15	78	3-18	2	1	1	1-22
Shade	60	18	78	1-8	6	0	2	2-55
Hawkins	65	5	70	1-9	17	2	1	2-25
Bankston	49	21	70	4-5	19-5	1	0	1-5
Myers	54	15	69	0	0	4	0	1-0
Wilson	46	17	63	6-39	5	1	2	0-0
Bell	45	3	48	1-8	3	0	0	0-0
von Oelhoffen	36	9	45	0	0	4	0	0-0
Ambrose	36	4	40	0	0	15	0	0-0
Francis	32	5	37	0	0	5	2	0-0
C. Simmons	28	2	30	5-37	2	1	0	0-0
Langford	17	7	24	0	0	5	0	0-0
Tumulty	17	5	22	0	0	5	2	1
Randolph	19	1	20	0	0	7	0	0-0
Ross	12	2	14	0	0	4	0	0-0
Foley	11	1	12	2-18	0	0	0	0-0
Sawyer	9	1	10	0	0	3	0	0-0
Granville	4	5	9	0	0	1	0	0-0
Steele	6	1	7	0	0	0	0	0-0
Thompson	3	4	7	0	0	5	0	0-0
Purvis	4	2	6	1-6	0	0	0	0-0
Copeland	5	0	5	0	0	1	0	0-0
Moore	2	1	3	0	0	0	0	0-0
Mack	2	0	2	0	0	0	0	0-0
Curtis	1	1	2	0	0	0	0	0-0

SPECIAL TEAMS	Player	Tkl	Asst	Tot	FF	Yds	BP	BFG	BXP
	Granville	10	2	12	1	1-0	0	0	0
	Bieniemy	10	0	10	0	0-0	0	0	0
	Myers	7	2	9	0	0-0	0	0	0
	Battaglia	6	2	8	0	0-0	0	0	0
	Ross	7	0	7	0	0-0	0	0	0
	Shade	6	1	7	0	0-0	0	0	0
	Randolph	5	0	5	0	0-0	0	0	0
	B. Simmons	5	0	5	0	0-0	0	0	0
	Foley	3	0	3	1	0-0	0	0	0
	Gibson	3	0	3	0	0-0	0	0	0
	Spottle	3	0	3	0	0-0	0	0	0
	Bush	2	0	2	0	0-0	0	0	0
	Curtis	2	0	2	0	0-0	0	0	0
	Mack	2	0	2	0	0-0	0	0	0
	Spikes	2	0	2	0	0-0	0	0	0
	Bell	1	0	1	0	0-0	0	0	0
	Blackmon	1	0	1	0	0-0	0	0	0
	Costello	1	0	1	0	0-0	0	0	0
	Dillon	1	0	1	0	0-0	0	0	0
	Hawkins	1	0	1	0	0-0	0	0	0
	Johnson	1	0	1	0	0-0	0	0	0
	McGee	1	0	1	0	0-0	0	0	0
	Milne	1	0	1	0	0-0	0	0	0
	Trull	1	0	1	0	0-0	0	0	0
	Tumulty	0	1	1	0	0-0	0	0	0

SECTION 5



RECORDS

BENGALS INDIVIDUAL RECORDS

(REGULAR SEASON)

SCORING

— TOTAL POINTS —

CAREER	1,151	Jim Breech	1980-92
	579	Doug Pelfrey	1993-98
	549	Horst Muhlmann	1969-74
	420	Pete Johnson	1977-83
	384	James Brooks	1984-91

SEASON	121	Doug Pelfrey	1995
(Total)	120	Jim Breech	1985
	115	Jim Breech	1981
	111	Horst Muhlmann	1972
	110	Doug Pelfrey	1996

SEASON	7.93	Horst Muhlmann (114p/14g)	1972
(Avg. per game)	7.71	Horst Muhlmann (108p/14g)	1970
	7.56	Doug Pelfrey (121p/16g)	1995
	7.50	Jim Breech (120p/16g)	1985
	7.44	Jim Breech (67p/9g)	1982

GAME	24	Larry Kinnebrew, Oct. 28, 1984 at Houston
	24	Corey Dillon, Dec. 4, 1997 vs. Tennessee
	19	Horst Muhlmann, Nov. 8, 1970 at Buffalo
	19	Horst Muhlmann, Dec. 17, 1972 at Houston

— TOUCHDOWNS —

CAREER	70	Pete Johnson	1977-83
	64	James Brooks	1984-91
	58	Carl Pickens	1992-98
	53	Isaac Curtis	1973-84
	41	Eddie Brown	1985-91

SEASON	17	Carl Pickens	1995
	16	Pete Johnson	1981
	15	Pete Johnson	1979
	15	Ickey Woods	1988
	14	James Brooks	1988

GAME	4	Larry Kinnebrew, Oct. 28, 1984 at Houston
	4	Corey Dillon, Dec. 4, 1997 vs. Tennessee
	3	18 times; most recent: Carl Pickens, Dec. 1, 1996 at Jacksonville

— RUSHING TOUCHDOWNS —

CAREER	64	Pete Johnson	1977-83
	37	Larry Kinnebrew	1983-87
	37	James Brooks	1984-91
	27	Ickey Woods	1988-91
	25	Boobie Clark	1973-78

SEASON	15	Ickey Woods	1988
(Total)	14	Pete Johnson	1979
	14	Pete Johnson	1983
	12	Pete Johnson	1981
	10	Corey Dillon	1997

SEASON	0.94	Ickey Woods (15td/16g)	1988
(Avg. per game)	0.87	Pete Johnson (14td/16g)	1979
	0.87	Pete Johnson (14td/16g)	1983
	0.77	Pete Johnson (7td/9g)	1982
	0.75	Pete Johnson (12td/16g)	1981

GAME	4	Corey Dillon, Dec. 4, 1997 vs. Tennessee
	3	Paul Robinson, Nov. 17, 1968 at Miami
	3	Pete Johnson, Nov. 6, 1983 at Houston
	3	Larry Kinnebrew, Oct. 28, 1984 at Houston
	3	Larry Kinnebrew, Dec. 1, 1985 vs. Houston
	3	Larry Kinnebrew, Sept. 18, 1986 vs. Cleveland
	3	James Brooks, Nov. 6, 1988 vs. Pittsburgh
	3	James Brooks, Oct. 23, 1988 vs. Houston
	3	Ickey Woods, Nov. 27, 1988 vs. Buffalo

— RECEIVING TOUCHDOWNS —

CAREER	57	Carl Pickens	1992-98
	53	Isaac Curtis	1973-84
	41	Eddie Brown	1985-91
	36	Cris Collinsworth	1981-88
	35	Bob Trumpy	1968-77

SEASON	17	Carl Pickens	1995
(Total)	12	Carl Pickens	1996
	11	Carl Pickens	1994
	10	Isaac Curtis	1974
	10	Cris Collinsworth	1986

SEASON	1.06	Carl Pickens (17td/16g)	1995
(Avg. per game)	0.75	Carl Pickens (12td/16g)	1996
	0.71	Isaac Curtis (10td/14g)	1974
	0.69	Carl Pickens (11td/16g)	1994
	0.63	Cris Collinsworth (10td/16g)	1986

GAME	3	Carl Pickens, 4 times; most recent: Dec. 1, 1996 at Jacksonville
	3	Bob Trumpy, Nov. 9, 1969 at Houston
	3	Isaac Curtis, Dec. 9, 1973 vs. Cleveland
	3	Isaac Curtis, Nov. 4, 1979 at Baltimore
	3	Cris Collinsworth, Dec. 21, 1986 vs. N.Y. Jets

— TDs BY RETURN & RECOVERY —

CAREER	13	Lemar Parrish	1970-77
		(4 int.; 1 kickoff return; 4 punt returns; 1 blocked field goal; 3 fumble returns)	
	5	Ken Riley	1969-83
		(5 int.)	
	4	Tommy Casanova	1972-77
		(2 int.; 1 punt return; 1 fumble return)	

SEASON	3	Lemar Parrish	1970
	3	Lemar Parrish	1972
	3	Lemar Parrish	1974
	3	Tommy Casanova	1976
	3	Scott Perry	1978

GAME	2	Lemar Parrish, Nov. 8, 1970 at Buffalo
	2	Lemar Parrish, Dec. 17, 1972 at Houston
	2	Lemar Parrish, Oct. 6, 1974 vs. Washington

— MOST GAMES, AT LEAST 1 TD —

CONSECUTIVE	10	Carl Pickens, Nov. 27, 1994-Oct. 1, 1995
	6	Stan Fritts, Nov. 17, 1975-Dec. 21, 1975
	5	Pete Johnson, Nov. 1, 1981-Nov. 29, 1981
	5	Ickey Woods, Sept. 25, 1988-Oct. 23, 1988

— POINTS AFTER TOUCHDOWN —

CAREER	476	Jim Breech	1980-92
	189	Horst Muhlmann	1969-74
	174	Doug Pelfrey	1993-98
	130	Chris Bahr	1976-79

SEASON	56	Jim Breech	1988
	50	Jim Breech	1986
	49	Jim Breech	1981

GAME	8	Jim Breech, Oct. 29, 1989 vs. Tampa Bay
	7	5 times; most recent: Jim Breech, Dec. 17, 1989 vs. Houston

— FIELD GOALS —

CAREER	225	Jim Breech	1980-92
	135	Doug Pelfrey	1993-98
	120	Horst Muhlmann	1969-74
	62	Chris Bahr	1976-79

— FIELD GOALS (cont'd) —

SEASON	29	Doug Pelfrey	1995
(Total)	28	Doug Pelfrey	1994
	27	Horst Muhlmann	1972
	25	Horst Muhlmann	1970
	24	Jim Breech	1985
	24	Jim Breech	1987
	24	Doug Pelfrey	1993

SEASON	1.93	Horst Muhlmann (27fg/14g)	1972
(Avg. per game)	1.81	Doug Pelfrey (29fg/16g)	1995
	1.78	Horst Muhlmann (25fg/14g)	1970
	1.75	Doug Pelfrey (28fg/16g)	1994

GAME	6	Doug Pelfrey, Nov. 6, 1994 at Seattle
	5	Horst Muhlmann, Nov. 8, 1970 at Buffalo
	5	Horst Muhlmann, Sept. 24, 1972 vs. Pittsburgh
	5	Jim Breech, Nov. 1, 1987 vs. Houston
	5	Doug Pelfrey, Oct. 10, 1993 at Kansas City
	5	Doug Pelfrey, Sept. 3, 1995 at Indianapolis

— FIELD GOAL PERCENTAGE —

CAREER*	78.9	Doug Pelfrey (135-171)	1993-98
	71.9	Jim Breech (225-313)	1980-92
	65.6	Horst Muhlmann (120-183)	1969-74
	59.0	Chris Bahr (62-105)	1976-79

*Minimum 75 attempts

SEASON*	84.8	Doug Pelfrey (28-33)	1994
	82.1	Doug Pelfrey (23-28)	1996
	80.9	Jim Breech (17-21)	1990
	80.6	Doug Pelfrey (29-36)	1995
	80.0	Jim Breech (24-30)	1987

*Minimum one attempt per game in season

— CONSECUTIVE FIELD GOALS —

13	Jim Breech	1990
13	Doug Pelfrey	1993
13	Doug Pelfrey	1995

— LONGEST FIELD GOALS —

55	Chris Bahr, Sept. 23, 1979 vs. Houston
54	Doug Pelfrey, Dec. 24, 1994 vs. Philadelphia
53	Horst Muhlmann, Dec. 6, 1970 at San Diego
53	Jim Breech, Oct. 6, 1985 vs. N.Y. Jets
53	Lee Johnson, Oct. 21, 1991 at Buffalo
53	Doug Pelfrey, Oct. 24, 1993 at Houston
52	Chris Bahr, Oct. 15, 1978 vs. New England
52	Chris Bahr, Sept. 23, 1979 vs. Houston

— CAREER FIELD GOAL PERCENTAGE — (AT RANGE)

1-19*	96.5	Horst Muhlmann (28-29)
20-29*	97.5	Doug Pelfrey (39-40)
	92.9	Jim Breech (78-84)
	78.1	Chris Bahr (25-32)
	74.4	Horst Muhlmann (29-39)
30-39*	82.7	Doug Pelfrey (43-52)
	82.6	Jim Breech (71-86)
	67.3	Horst Muhlmann (35-52)
40-49*	71.7	Doug Pelfrey (43-60)
	50.0	Jim Breech (40-80)
	50.0	Chris Bahr (17-34)
	44.4	Horst Muhlmann (20-45)

*Minimum 25 attempts

50+	45.5	Chris Bahr (5-11)
	43.8	Doug Pelfrey (7-16)
	42.1	Horst Muhlmann (8-19)

— SAFETIES —

CAREER	2	Reggie Williams	1976-89
	2	Alfred Williams	1991-94

RUSHING

— YARDAGE —

CAREER	6,447	James Brooks	1984-91
	5,421	Pete Johnson	1977-83
	3,727	Harold Green	1990-95
	3,070	Essex Johnson	1968-75
	2,978	Boobie Clark	1973-78

SEASON	1,239	James Brooks	1989
(Total)	1,170	Harold Green	1992
	1,130	Corey Dillon	1998
	1,129	Corey Dillon	1997
	1,087	James Brooks	1986

SEASON	77.4	James Brooks (1,239yds/16g)	1989
(Avg. per game)	73.1	Harold Green (1,170yds/16g)	1992
	73.0	Paul Robinson (1,023yds/14g)	1968
	71.2	Essex Johnson (997yds/14g)	1973
	70.6	Corey Dillon (1,130yds/16g)	1998
	70.6	Corey Dillon (1,129yds/16g)	1997

GAME	246	Corey Dillon, Dec. 4, 1997 vs. Tennessee
	201	James Brooks, Dec. 23, 1990 vs. Houston
	190	Harold Green, Dec. 20, 1992 vs. New England
	163	James Brooks, Dec. 7, 1986 at New England
	160	Pete Johnson, Dec. 17, 1978 vs. Cleveland
	159	Paul Robinson, Oct. 27, 1968 at Oakland

— LONGEST RUSHING PLAYS —

87	Paul Robinson, Oct. 27, 1968 at Oakland (TD)
86	Essex Johnson, Dec. 5, 1971 at Cleveland (TD)
83	Jess Phillips, Nov. 2, 1969 vs. Oakland
80	Warren McVea, Sept. 22, 1968 vs. Buffalo (TD)
79	Ki-Jana Carter, Sept. 21, 1997 at Denver (TD)
77	Archie Griffin, Nov. 21, 1976 at Kansas City (TD)
76	Jess Phillips, Sept. 20, 1970 vs. Oakland (TD)
75	Harold Green, Oct. 13, 1991 at Dallas (TD)
73	Virgil Carter, Nov. 15, 1970 vs. Cleveland

— RUSHING AVERAGE —

CAREER*	5.6	Ken Anderson	1971-86
	5.1	Jeff Blake	1994-98
	4.8	James Brooks	1984-91
	4.59	Ickey Woods	1988-91
	4.56	Corey Dillon	1997-98

*Minimum 100 rushes

— RUSHING ATTEMPTS —

CAREER	1,402	Pete Johnson	1977-83
	1,344	James Brooks	1984-91
	968	Harold Green	1990-95
	779	Boobie Clark	1973-78
	748	Charles Alexander	1979-85

SEASON	274	Pete Johnson	1981
(Total)	265	Harold Green	1992
	262	Corey Dillon	1998
	254	Boobie Clark	1973
	243	Pete Johnson	1979

SEASON	18.1	Boobie Clark (254att/14g)	1973
(Avg. per game)	17.3	Pete Johnson (156att/9g)	1982
	17.1	Pete Johnson (274att/16g)	1981
	17.0	Paul Robinson (238att/14g)	1968
	16.5	Harold Green (265att/16g)	1992

GAME	39	Corey Dillon, Dec. 4, 1997 vs. Tennessee
	38	Pete Johnson, Dec. 4, 1983 at Pittsburgh
	35	Corey Dillon, Nov. 1, 1998 vs. Denver
	32	Pete Johnson, Dec. 7, 1980 vs. Baltimore
	31	Harold Green, Dec. 20, 1992 vs. New England

— MOST 100-YARD GAMES —

CAREER	17 James Brooks	1984-91
	14 Pete Johnson	1977-83
	8 Harold Green	1990-95
	8 Corey Dillon	1997-98

SEASON	5 Ickey Woods	1988
	5 James Brooks	1989
	5 Harold Green	1992

CONSECUTIVE	4 Paul Robinson	1968 (Gms. 8-11)
	3 Pete Johnson	1980 (Gms. 13-15)
	3 Corey Dillon	1997 (Gms. 13-15)

PASSING

— YARDAGE —

CAREER	32,838 Ken Anderson	1971-86
	27,149 Boomer Esiason	1984-92, 97
	12,464 Jeff Blake	1994-98
	3,880 David Klingler	1992-95
	3,850 Virgil Carter	1970-73

SEASON	3,959 Boomer Esiason	1986
(Total)	3,822 Jeff Blake	1995
	3,754 Ken Anderson	1981
	3,624 Jeff Blake	1996
	3,572 Boomer Esiason	1988

SEASON	277.2 Ken Anderson (2,495yds/9g)	1982
(Avg. per game)	247.4 Boomer Esiason (3,959yds/16g)	1986
	238.9 Jeff Blake (3,822yds/16g)	1995
	234.6 Ken Anderson (3,754yds/16g)	1981
	226.5 Jeff Blake (3,624yds/16g)	1996

GAME	490 Boomer Esiason, Oct. 7, 1990 at L.A. Rams
	447 Ken Anderson, Nov. 17, 1975 vs. Buffalo
	425 Boomer Esiason, Dec. 21, 1986 vs. N.Y. Jets
	416 Ken Anderson, Dec. 20, 1982 at San Diego
	409 Boomer Esiason, Oct. 25, 1987 at Pittsburgh

— LONGEST COMPLETIONS —

94	Ken Anderson to Billy Brooks, Nov. 13, 1977 at Minnesota (TD)
90	Virgil Carter to Speedy Thomas, Sept. 19, 1971 vs. Philadelphia (TD)
88	Jeff Blake to Darnay Scott, Sept. 17, 1995 at Seattle (TD)
86	Boomer Esiason to Eddie Brown, Nov. 5, 1988 vs. Pittsburgh (TD)
85	Ken Anderson to Isaac Curtis, Dec. 12, 1976 at N.Y. Jets (TD)
83	David Klingler to Jeff Query, Dec. 13, 1992 at San Diego (TD)
80	4 times; most recent: Ken Anderson to M.L. Harris, Sept. 16, 1984 at N.Y. Jets (TD)

— PASSES FOR TOUCHDOWNS —

CAREER	197 Ken Anderson	1971-86
	187 Boomer Esiason	1984-92, 97
	77 Jeff Blake	1994-98
	22 Virgil Carter	1970-73
	16 David Klingler	1992-95

SEASON	29 Ken Anderson	1981
	28 Boomer Esiason	1988
	28 Boomer Esiason	1989
	28 Jeff Blake	1995
	27 Boomer Esiason	1985

GAME

5	Boomer Esiason, Dec. 21, 1986 vs. N.Y. Jets
5	Boomer Esiason, Oct. 29, 1989 vs. Tampa Bay
4	Greg Cook, Nov. 24, 1969 at Houston
4	Ken Anderson, Nov. 24, 1974 vs. Kansas City
4	Ken Anderson, Oct. 3, 1976 at Cleveland
4	Ken Anderson, Nov. 29, 1981 at Cleveland
4	Boomer Esiason, Sept. 11, 1988 at Phila.
4	Boomer Esiason, Dec. 17, 1989 vs. Houston
4	Jeff Blake, Nov. 13, 1994 vs. Houston
4	Jeff Blake, Nov. 24, 1996 vs. Atlanta
4	Boomer Esiason, Nov. 30, 1997 at Philadelphia

— COMPLETIONS —

CAREER	2,654 Ken Anderson	1971-86
	2,015 Boomer Esiason	1984-92, 97
	1,025 Jeff Blake	1994-98
	375 David Klingler	1992-95
	328 Virgil Carter	1970-73

SEASON	326 Jeff Blake	1995
(Total)	308 Jeff Blake	1996
	300 Ken Anderson	1981
	273 Boomer Esiason	1986
	258 Boomer Esiason	1989

SEASON	24.2 Ken Anderson (218cmp/9g)	1982
(Avg. per game)	20.4 Jeff Blake (326cmp/16g)	1995
	19.3 Jeff Blake (308cmp/16g)	1996
	18.8 Ken Anderson (300cmp/16g)	1981
	17.1 Boomer Esiason (273cmp/16g)	1986

GAME	40 Ken Anderson, Dec. 20, 1982 at San Diego
	32 Boomer Esiason, Nov. 10, 1991 vs. Pittsburgh
	31 Boomer Esiason, Dec. 25, 1989 at Minnesota
	31 Boomer Esiason, Oct. 7, 1990 at L.A. Rams
	31 Jeff Blake, Nov. 6, 1994 at Seattle

— COMPUTER RATING —

CAREER*	83.1 Boomer Esiason	1984-92, 97
	81.9 Ken Anderson	1971-86
	79.7 Jeff Blake	1994-98
	74.9 Virgil Carter	1970-73
	66.1 David Klingler	1992-95

*Minimum 500 attempts

SEASON*	98.4 Ken Anderson	1981
	97.4 Boomer Esiason	1988
	95.7 Ken Anderson	1974
	95.3 Ken Anderson	1982
	93.9 Ken Anderson	1975

*Minimum 14 attempts per games in season

— PASS ATTEMPTS —

CAREER	4,475 Ken Anderson	1971-86
	3,564 Boomer Esiason	1984-92, 97
	1,832 Jeff Blake	1994-98
	687 David Klingler	1992-95
	582 Virgil Carter	1970-73

SEASON	567 Jeff Blake	1995
(Total)	549 Jeff Blake	1996
	479 Ken Anderson	1981
	469 Boomer Esiason	1986
	455 Boomer Esiason	1989

SEASON	35.4 Jeff Blake (567att/16g)	1995
(Avg. per game)	34.3 Ken Anderson (309att/9g)	1982
	34.3 Jeff Blake (549att/16g)	1996
	29.9 Ken Anderson (479att/16g)	1981
	29.3 Boomer Esiason (459att/16g)	1986

GAME	56 Ken Anderson, Dec. 20, 1982 at San Diego
	54 Boomer Esiason, Dec. 25, 1989 at Minnesota
	53 Boomer Esiason, Oct. 25, 1987 at Pittsburgh
	52 Ken Anderson, Oct. 4, 1981 at Houston
	52 Boomer Esiason, Oct. 20, 1985 at Houston

— YARDS PER ATTEMPT —

CAREER*	7.62	Boomer Esiason	1984-92, 97
	7.34	Ken Anderson	1971-86
	6.80	Jeff Blake	1994-98

*Minimum 500 attempts

SEASON*	9.41	Greg Cook	1969
	9.21	Boomer Esiason	1988
	8.44	Boomer Esiason	1986
	8.41	Ken Anderson	1975
	8.13	Ken Anderson	1974

*Minimum 14 attempts per games in season

— PASSES HAD INTERCEPTED —

CAREER	160	Ken Anderson	1971-86
	131	Boomer Esiason	1984-92, 97
	50	Jeff Blake	1994-98
	21	David Klingler	1992-95
	20	Virgil Carter	1970-73

SEASON	22	Ken Anderson	1978
	22	Boomer Esiason	1990
	19	Boomer Esiason	1987
	17	Boomer Esiason	1986
	17	Jeff Blake	1995

GAME	5	Boomer Esiason, Oct. 16, 1988 at New England
	4	Ken Anderson, Oct. 19, 1975 vs. Oakland
	4	Ken Anderson, Oct. 1, 1978 at San Francisco
	4	Ken Anderson, Nov. 13, 1978 vs. Oakland
	4	Ken Anderson, Sept. 16, 1984 at N.Y. Jets
	4	Türk Schonert, Oct. 1, 1984 at Pittsburgh
	4	Boomer Esiason, Sept. 28, 1986 vs. Chicago
	4	Boomer Esiason, Sept. 27, 1992 vs. Minnesota

RECEIVING

— TOTAL RECEPTIONS —

CAREER	473	Carl Pickens	1992-98
	417	Cris Collinsworth	1981-88
	416	Isaac Curtis	1973-84
	363	Eddie Brown	1985-91
	318	Rodney Holman	1982-92

SEASON	100	Carl Pickens	1996
(Total)	99	Carl Pickens	1995
	82	Carl Pickens	1998
	71	Dan Ross	1981
	71	Carl Pickens	1994

SEASON	6.3	Carl Pickens (100rec/16g)	1996
(Avg. per game)	6.2	Carl Pickens (99rec/16g)	1995
	5.4	Cris Collinsworth (49rec/9g)	1982
	5.1	Carl Pickens (82rec/16g)	1998
	4.4	Dan Ross (71rec/16g)	1981

GAME	13	Carl Pickens, Oct. 11, 1998 vs. Pittsburgh
	12	James Brooks, Dec. 25, 1989 at Minnesota
	12	Carl Pickens, Nov. 10, 1996 vs. Pittsburgh
	11	Tim McGee, Nov. 19, 1989 vs. Detroit
	11	Carl Pickens, Nov. 13, 1994 vs. Houston
	11	Carl Pickens, Dec. 10, 1995 vs. Chicago
	11	Carl Pickens, Nov. 24, 1996 vs. Atlanta
	10	Boobie Clark, Oct. 28, 1973 at Pittsburgh
	10	Boobie Clark, Oct. 27, 1974 vs. Houston
	10	Archie Griffin, Sept. 13, 1981 at N.Y. Jets
	10	Cris Collinsworth, Sept. 27, 1981 vs. Buffalo
	10	Cris Collinsworth, Sept. 2, 1984 at Denver
	10	Eddie Brown, Sept. 16, 1990 at San Diego
	10	Rodney Holman, Oct. 7, 1990 at L.A. Rams
	10	Eddie Brown, Nov. 10, 1991 vs. Pittsburgh

— YARDAGE —

CAREER	7,101	Isaac Curtis	1973-84
	6,698	Cris Collinsworth	1981-88
	6,150	Carl Pickens	1992-98
	6,134	Eddie Brown	1985-91
	4,703	Tim McGee	1986-92, 94

SEASON	1,273	Eddie Brown	1988
(Total)	1,234	Carl Pickens	1995
	1,211	Tim McGee	1989
	1,180	Carl Pickens	1996
	1,130	Cris Collinsworth	1983

SEASON	79.6	Eddie Brown (1,273yds/16g)	1988
(Avg. per game)	77.8	Cris Collinsworth (700yds/9g)	1982
	77.1	Carl Pickens (1,234yds/16g)	1995
	75.7	Tim McGee (1,211yds/16g)	1989
	73.8	Carl Pickens (1,180yds/16g)	1996

GAME	216	Eddie Brown, Nov. 6, 1988 vs. Pittsburgh
	206	Cris Collinsworth, Oct. 2, 1983 vs. Baltimore
	204	Carl Pickens, Oct. 11, 1998 vs. Pittsburgh
	201	John McDaniel, Dec. 6, 1976 at Oakland
	200	Charlie Joiner, Nov. 23, 1975 at Cleveland

— AVERAGE YARDS PER RECEPTION —

CAREER	18.1	Billy Brooks (93-1,683)	1976-79
	17.8	Charlie Joiner (82-1,453)	1972-75
	17.1	Isaac Curtis (416-7,101)	1973-84
	16.9	Eddie Brown (363-6,134)	1985-91
	16.7	Tim McGee (282-4,703)	1986-92, 94

SEASON	24.0	Eddie Brown (53-1,273)	1988
	22.6	Bob Trumpy (37-835)	1969
	21.4	Eric Crabtree (40-855)	1969
	21.2	Isaac Curtis (44-934)	1975
	21.1	Isaac Curtis (30-633)	1974

PUNTING

— YARDS PER PUNT —

CAREER	43.8	Dave Lewis	1970-73
	43.2	Lee Johnson	1988-98
	42.0	Pat McNally	1976-85

SEASON*	46.2	Dave Lewis (79-3,651)	1970
	45.4	Pat McNally (72-3,272)	1981
	45.4	Lee Johnson (80-3,630)	1996
	44.9	Dave Lewis (72-3,239)	1971
	44.7	Lee Johnson (69-3,083)	1998

*Minimum 40 punts

GAME	55.6	Pat McNally vs. Buffalo (3-167), Sept. 27, 1981
	55.0	Lee Johnson at Houston (4-220), Oct. 24, 1993
	54.8	Pat McNally at Cleveland (5-274), Oct. 21, 1979

— LONGEST PUNTS —

73	Brad Costello, Dec. 13, 1998 at Indianapolis
70	Lee Johnson, Sept. 23, 1990 vs. New England
70	Lee Johnson, Oct. 22, 1990 at Cleveland
69	Lee Johnson, Dec. 6, 1998 vs. Buffalo
67	Pat McNally, Sept. 18, 1977 vs. Cleveland
67	Lee Johnson, Sept. 29, 1996 vs. Denver

— PUNT YARDAGE —

CAREER	32,196	Lee Johnson	1988-98
	29,307	Pat McNally	1976-85
	12,446	Dave Lewis	1970-73
	5,805	Dale Livingston	1968-69
	5,356	Dave Green	1974-75

SEASON	3,954	Lee Johnson	1993
(Total)	3,919	Pat McNally	1978
	3,678	Pat McNally	1979
	3,651	Dave Lewis	1970

(Bengals Individual Records — cont'd)

— PUNT YARDAGE (cont'd) —

SEASON	260.8	Dave Lewis (3,651yds/14g)	1970
(Avg. per game)	247.1	Lee Johnson (3,954yds/16g)	1993
	244.9	Pat McNally (3,919yds/16g)	1978
	229.9	Pat McNally (3,678yds/16g)	1979
	226.9	Lee Johnson (3,630yds/16g)	1996

GAME	483	Dave Lewis, Sept. 26, 1971 at Pittsburgh
	474	Lee Johnson, Nov. 2, 1997 vs. San Diego
	465	Scott Fulhage, Oct. 4, 1987 vs. San Diego
	435	Dave Lewis, Oct. 31, 1971 at Houston

— TOTAL PUNTS —

CAREER	746	Lee Johnson	1988-98
	698	Pat McNally	1976-85
	284	Dave Lewis	1970-73

SEASON	91	Pat McNally	1978
	90	Lee Johnson	1993
	89	Pat McNally	1979

GAME	11	Lee Johnson, Nov. 2, 1997 vs. San Diego
	10	5 times; most recent: Lee Johnson, Oct. 20, 1996 at San Francisco

PUNT RETURNS

— YARDS PER RETURN —

CAREER*	10.4	Mitchell Price (49-510)	1990-93
	9.9	Mike Martin (140-1,381)	1983-89
	9.6	Corey Sawyer (50-482)	1994-98
	9.2	Lemar Parrish (130-1,201)	1970-77
	8.6	Tommy Casanova (91-784)	1972-77

*Minimum 40 returns

SEASON*	18.8	Lemar Parrish (18-338)	1974
	15.7	Mike Martin (24-376)	1984
	11.8	Corey Sawyer (26-307)	1994
	11.6	Tony Davis (19-220)	1977
	11.0	Tommy Casanova (24-265)	1974

*Minimum 1.25 returns per game in season

— TOTAL RETURNS —

CAREER	140	Mike Martin	1983-89
	130	Lemar Parrish	1970-77
	90	Tommy Casanova	1972-77

SEASON	43	Patrick Robinson	1993
(Total)	32	Vaughn Lusby	1979
	32	Mike Martin	1985
	31	Cleotha Montgomery	1980

SEASON	2.69	Patrick Robinson (43ret/16g)	1993
(Avg. per game)	2.14	Tommy Casanova (30ret/14g)	1972
	2.00	Vaughn Lusby (32ret/16g)	1979
	2.00	Mike Martin (32ret/16g)	1985

GAME	7	Tony Davis, Nov. 27, 1977 vs. N.Y. Giants
	6	Tommy Casanova, Nov. 24, 1974 vs. K.C.
	6	Vaughn Lusby, Sept. 23, 1979 vs. Houston
	6	John Simmons, Nov. 20, 1983 vs. Houston

— TOTAL YARDS —

CAREER	1,201	Lemar Parrish	1970-77
	1,104	Mike Martin	1983-89
	778	Tommy Casanova	1972-77
	495	Mitchell Price	1990-93
	482	Corey Sawyer	1994-96

SEASON	376	Mike Martin	1984
	338	Lemar Parrish	1974
	307	Corey Sawyer	1994
	305	Patrick Robinson	1993
	289	Tommy Casanova	1972

GAME	106	Tommy Casanova, Oct. 8, 1972 vs. Denver
	100	Carl Pickens, Sept. 20, 1992 at Green Bay
	95	Lemar Parrish, Oct. 6, 1974 vs. Washington
	94	Lemar Parrish, Sept. 15, 1974 vs. Cleveland
	92	Tony Davis, Dec. 4, 1977 at Kansas City

— LONGEST PUNT RETURNS —

	95	Carl Pickens, Sept. 20, 1992 at Green Bay (TD)
	90	Lemar Parrish, Oct. 6, 1974 vs. Washington (TD)
	82	Corey Sawyer, Sept. 25, 1994 at Houston (TD)
	79	Lemar Parrish, Dec. 6, 1970 at San Diego (TD)
	78	Mitchell Price, Dec. 1, 1991 vs. N.Y. Giants (TD)
	74	Tommy Casanova, Dec. 10, 1974 vs. Pittsburgh
	70	Tony Davis, Dec. 4, 1977 at Kansas City

KICKOFF RETURNS

— YARDS PER RETURN —

CAREER*	25.9	Tremain Mack (45-1,165)	1997-98
	24.7	Lemar Parrish (60-1,481)	1970-77
	23.8	Willie Shelby (49-1,164)	1976-77
	22.7	David Dunn (104-2,361)	1995-98
	22.5	Paul Robinson (41-922)	1968-71

*Minimum 40 returns

SEASON*	25.4	Willie Shelby (30-761)	1976
	24.8	Bernard Jackson (21-520)	1973
	24.2	Bernard Jackson (21-509)	1972
	23.8	David Verser (29-691)	1981

*Minimum 1.25 returns per game in season

— TOTAL RETURNS —

CAREER	136	Stanford Jennings	1984-90
	115	Eric Ball	1989-94
	104	David Dunn	1995-98
	97	Bernard Jackson	1972-76
	75	Mike Martin	1983-87

SEASON	55	Deacon Turner	1979
	50	David Dunn	1995
	48	Mike Martin	1985
	45	Tremain Mack	1998

GAME	8	Eric Bieniemy, Nov. 30, 1997 at Philadelphia
	7	6 times; most recent: Tremain Mack, Nov. 1, 1998 vs. Denver

— TOTAL YARDS —

CAREER	2,752	Stanford Jennings	1984-90
	2,474	Eric Ball	1989-94
	2,361	David Dunn	1995-98
	2,355	Bernard Jackson	1972-76
	1,543	Mike Martin	1983-89

SEASON	1,165	Tremain Mack	1998
	1,149	Deacon Turner	1979
	1,104	Mike Martin	1985
	1,092	David Dunn	1995
	1,007	Tim McGee	1986

GAME	212	Tremain Mack, Nov. 1, 1998 vs. Denver
	201	Eric Bieniemy, Oct. 26, 1997 at N.Y. Giants
	189	Tremain Mack, Sept. 27, 1998 at Baltimore
	192	Stanford Jennings, Nov. 13, 1988 at Kansas City
	179	Bernard Jackson, Dec. 9, 1972 vs. Cleveland

— LONGEST KICKOFF RETURNS —

	102	Eric Bieniemy, Oct. 26, 1997 at N.Y. Giants (TD)
	98	Stanford Jennings, Nov. 13, 1988 at K.C. (TD)
	97	Willie Shelby, Oct. 3, 1976 at Cleveland (TD)
	97	Tremain Mack, Sept. 27, 1998 at Baltimore (TD)
	95	Lemar Parrish, Nov. 8, 1970 at Buffalo (TD)
	94	Tim McGee, Oct. 23, 1986 vs. Minnesota
	90	David Dunn, Nov. 10, 1996 vs. Pittsburgh (TD)

INTERCEPTIONS

— NUMBER —

CAREER	65	Ken Riley	1969-83
	33	Louis Breeden	1978-87
	31	David Fulcher	1986-92
	25	Lemar Parrish	1970-77
	17	Tommy Casanova	1972-77

SEASON (Total)	9	Ken Riley	1976
	8	Ken Riley	1983
	8	David Fulcher	1989
	8	Ashley Ambrose	1996

SEASON (Avg. per game)	0.64	Ken Riley (9int/14g)	1976
	0.55	Ken Riley (5int/9g)	1982
	0.50	Ken Riley (8int/16g)	1983
	0.50	David Fulcher (8int/16g)	1989
	0.50	Ashley Ambrose (8int/16g)	1996

GAME	3	Lemar Parrish, Dec. 17, 1972 at Houston
	3	Ken Riley, Dec. 12, 1976 at N.Y. Jets
	3	Louis Breeden, Dec. 14, 1980 at Chicago
	3	Ken Riley, Nov. 28, 1982 vs. L.A. Raiders
	3	David Fulcher, Oct. 1, 1989 at Kansas City
	3	David Fulcher, Dec. 17, 1989 vs. Houston

— RETURN YARDAGE —

CAREER	596	Ken Riley	1969-83
	558	Louis Breeden	1978-87
	354	Lemar Parrish	1970-77
	305	Ray Griffin	1978-84
	276	Tommy Casanova	1972-77

SEASON (Total)	167	Ray Griffin	1979
	145	Louis Breeden	1981
	141	Ken Riley	1976
	126	Darryl Williams	1993
	121	Ray Horton	1983

SEASON (Avg. per game)	10.4	Ray Griffin (167yds/16g)	1979
	10.1	Ken Riley (141yds/14g)	1976
	9.8	Ken Riley (88yds/9g)	1982
	9.1	Louis Breeden (145yds/16g)	1981

— LONGEST RETURNS —

102	Louis Breeden, Nov. 8, 1981 at San Diego (TD)
97	Darryl Williams, Nov. 7, 1993 vs. Pittsburgh (TD)
96	Ray Griffin, Nov. 11, 1979 vs. San Diego (TD)
70	Harry Gunner, Oct. 26, 1969 at Kansas City (TD)
70	Louis Breeden, Nov. 11, 1984 at Pittsburgh

— INTERCEPTIONS RETURNED FOR TDs —

CAREER	5	Ken Riley	1969-83
	4	Lemar Parrish	1970-77

SEASON	2	Lemar Parrish	1972
	2	Tommy Casanova	1976
	2	Scott Perry	1978
	2	Ray Griffin	1980
	2	Ken Riley	1983

GAME	2	Lemar Parrish, Dec. 17, 1972 at Houston
-------------	---	---

SACKS

CAREER	83.5	Eddie Edwards	1977-88
	62.5	Reggie Williams	1976-89
	59.0	Ross Browner	1978-86
	49.0	Mike Reid	1970-74
	45.5	Ron Carpenter	1970-76

SEASON	22.0	Coy Bacon	1976
	13.0	Mike Reid	1973
	13.0	Ron Carpenter	1974
	13.0	Eddie Edwards	1983

GAME	5.0	Mike Reid, Oct. 15, 1972 at Kansas City
	5.0	Eddie Edwards, Dec. 21, 1980 vs. Cleveland
	4.0	Andy Rice, Oct. 20, 1969 vs. Miami
	4.0	Andy Rice, Nov. 17, 1969 at Miami
	4.0	Alfred Williams, Oct. 16, 1994 at Pittsburgh

BENGALS TEAM RECORDS

(REGULAR SEASON)

WINS/LOSSES

— GAMES WON —

SEASON	12	1981
	12	1988
	11	1975

— WINNING PERCENTAGE —

SEASON	.786 (11-3)	1975
	.750 (12-4)	1981
	.750 (12-4)	1988

— CONSECUTIVE GAMES WON —

ALL GAMES	8	1970 (7) & 1971 (1)
	7	1973 (6) & 1974 (1)

HOME GAMES	10	1988 (8) & 1989 (2)
	9	1975 (3) & 1976 (6)
	8	1973 (7) & 1974 (1)

ROAD GAMES	4	1973 (2) & 1974 (2)
	4	1975
	4	1981

— GAMES LOST —

SEASON	13	1991
	13	1993
	13	1994
	13	1998

— LOWEST WINNING PERCENTAGE —

SEASON	.188 (3-13)	1991
	.188 (3-13)	1993
	.188 (3-13)	1994
	.188 (3-13)	1998

— CONSECUTIVE GAMES LOST —

ALL GAMES	11	1992 (1) & 1993 (10)
	9	1977 (1) & 1978 (8)
	9	1993 (1) & 1994 (8)
	9	1998 (Games 6-14)

HOME GAMES	6	1987
	6	1992 (1) & 1993 (5)

ROAD GAMES	15	1992 (3), 1993 (8) & 1994 (4)
	10	1979 (8) & 1980 (2)
	10	1990 (2) & 1991 (8)

SCORING**— POINTS —**

SEASON	448	1988
	441	1985
	421	1981
	409	1986
	404	1989

GAME	61 — Dec. 17, 1972 at Houston
	61 — Dec. 17, 1989 vs. Houston
	56 — Oct. 29, 1989 vs. Tampa Bay
	55 — Nov. 6, 1983 at Houston

HALF	45 — Dec. 17, 1972 at Houston (2nd half)
	41 — Dec. 21, 1975 vs. San Diego (1st half)
	38 — Dec. 20, 1970 vs. Boston (1st half)
	38 — Nov. 20, 1983 vs. Houston (1st half)

QUARTER	28 — Dec. 17, 1972 at Houston (4th qtr)
	28 — Oct. 23, 1988 vs. Houston (1st qtr)
	28 — Nov. 19, 1989 vs. Detroit (2nd qtr)
	27 — Oct. 5, 1986 at Green Bay (2nd qtr)
	27 — Dec. 21, 1975 vs. San Diego (1st qtr)
	Note: Bengals' highest point total in a 3rd quarter is 21 on five occasions, most recently on Dec. 17, 1989 vs. Houston.

— POINTS ALLOWED —

SEASON	452	1998
	437	1985
	435	1991
	421	1979
	406	1994

GAME	51 — Sept. 9, 1979 at Buffalo
	50 — Dec. 20, 1982 at San Diego
	49 — Nov. 19, 1995 vs. Pittsburgh
	48 — Oct. 14, 1990 at Houston
	45 — Sept. 1, 1991 at Denver

— FEWEST POINTS ALLOWED —

SEASON	177	1982 (9 games)
(Total)	210	1976
	229	1972
	231	1973
	235	1977

SEASON	15.0	1976
(Avg. per game)	16.4	1972
	16.5	1973
	16.8	1977
	17.6	1975

GAME	0 — 7 times; most recent: Dec. 3, 1989 at Cleveland
------	---

— TOUCHDOWNS —

SEASON	59	1988
	53	1985
	52	1989
	51	1981
	51	1986

GAME	8 — Oct. 29, 1989 vs. Tampa Bay
	8 — Dec. 17, 1989 vs. Houston
	7 — 6 times; most recent: Dec. 21, 1986 vs. N.Y. Jets

— RUSHING TOUCHDOWNS —

SEASON	27	1988
	24	1983
	24	1986
	23	1979
	23	1997

GAME

5 — Nov. 6, 1983 at Houston
5 — Oct. 23, 1988 vs. Houston
4 — 6 times; most recent: Dec. 4, 1997 vs. Tennessee

— PASSING TOUCHDOWNS —

SEASON	32	1989
	31	1985
	30	1981
	29	1995
	28	1988

GAME	6 — Oct. 29, 1989 vs. Tampa Bay
	5 — Dec. 17, 1989 vs. Houston
	5 — Dec. 21, 1986 vs. N.Y. Jets

— TDs BY RETURN & RECOVERY —

SEASON	6	1970
	6	1976
	5	1972
	5	1978
	5	1983

GAME	3 — Nov. 8, 1970 at Buffalo
	3 — Dec. 17, 1972 at Houston
	3 — Sept. 3, 1978 vs. Kansas City
	2 — 7 times

— FIELD GOALS —

SEASON	29	1995
(Total)	28	1994
	27	1972
	25	1970
	25	1987

SEASON	1.93	1972
(Avg. per game)	1.81	1995
	1.79	1970
	1.75	1994
	1.56	1987

GAME	6 — Nov. 6, 1994 at Seattle
	5 — 5 times; most recent: Sept. 3, 1995 at Indianapolis

— POINTS AFTER TOUCHDOWN —

SEASON	56	1988
	50	1986
	50	1989
	49	1981
	49	1985

GAME	8 — Oct. 29, 1989 vs. Tampa Bay
	7 — 5 times

— SAFETIES —

SEASON	3	1993
	2	4 times; most recent: 1995

GAME	1	24 times
------	---	----------

NET TOTAL OFFENSE**— YARDS GAINED —**

SEASON	6,490	1986
	6,101	1989
	6,057	1988
	5,968	1981
	5,900	1985

GAME	621 — Dec. 21, 1986 vs. N.Y. Jets
	584 — Dec. 7, 1986 at New England
	584 — Dec. 17, 1989 vs. Houston
	571 — Nov. 22, 1981 vs. Denver
	570 — Dec. 8, 1985 vs. Dallas

— FIRST DOWNS —

SEASON	361	1981
	351	1988
	348	1986
	348	1989

GAME	35 — Dec. 17, 1989 vs. Houston
	34 — Nov. 17, 1975 vs. Buffalo
	34 — Dec. 7, 1975 at Philadelphia
	34 — Nov. 27, 1988 vs. Buffalo
	34 — Dec. 4, 1997 vs. Tennessee

NET TOTAL DEFENSE

— FEWEST YARDS ALLOWED —

SEASON	2,893	1982 (9 games)
(Total)	3,552	1972
	3,670	1976
	3,705	1973
	3,906	1971

SEASON	253.3	1972
(Avg. per game)	262.1	1976
	264.6	1973
	270.4	1983
	279.0	1971

RUSHING

— YARDS GAINED —

SEASON	2,710	1988
	2,533	1986
	2,483	1989
	2,329	1979

GAME	300 — Dec. 7, 1986 at New England
	276 — Dec. 4, 1997 vs. Tennessee
	274 — Dec. 8, 1985 vs. Dallas
	270 — Oct. 11, 1987 at Seattle
	270 — Nov. 15, 1987 at Atlanta

— ATTEMPTS —

SEASON	563	1988
	560	1979
	542	1983

GAME	61 — Oct. 11, 1987 at Seattle
	55 — Oct. 14, 1973 vs. Pittsburgh
	55 — Dec. 4, 1983 at Pittsburgh

— AVERAGE YARDS PER ATTEMPT —

SEASON	4.9	1986
	4.8	1988
	4.7	1989
	4.6	1971
	4.5	1970

PASSING

— NET YARDS GAINED —

SEASON	3,995	1981
(Total)	3,957	1986
	3,753	1995
	3,717	1985
	3,618	1989

SEASON	259.9	1982
(Avg. per game)	249.7	1981
	247.3	1986
	234.6	1995
	232.3	1985

GAME

483 — Oct. 7, 1990 at L.A. Rams
447 — Nov. 19, 1989 vs. Detroit
441 — Nov. 17, 1975 vs. Buffalo
416 — Dec. 21, 1986 vs. N.Y. Jets

— COMPLETIONS —

SEASON	334	1995
	332	1981
	316	1996
	307	1998

GAME	40 — Dec. 20, 1982 at San Diego
	33 — Nov. 19, 1989 vs. Detroit
	32 — Nov. 10, 1991 vs. Pittsburgh

— ATTEMPTS —

SEASON	586	1995
	563	1996
	550	1981
	542	1994

GAME	56 — Dec. 20, 1982 at San Diego
	54 — Dec. 25, 1989 at Minnesota
	53 — Nov. 22, 1987 vs. Pittsburgh

— HAD INTERCEPTED —

SEASON	30	1978
	25	1980
	23	1990
	22	1984

GAME	5 — 5 times; most recent: Oct. 1, 1978 at S.F.
------	--

INTERCEPTIONS

SEASON	34	1996
	27	1971
	26	1976
	25	1984

GAME	6 — Nov. 28, 1971 vs. San Diego
	6 — Dec. 12, 1976 at N.Y. Jets

PENALTIES

— FEWEST PENALTIES INCURRED —

SEASON	50	1969
	55	1968
	56	1982 (9 games)
	69	1998

— LEAST PENALTY YDG. INCURRED —

SEASON	475	1982 (9 games)
(Total)	556	1969

SEASON	38.6	1994
(Avg. per game)	38.8	1998

— MOST PENALTIES INCURRED —

SEASON	118	1980
	111	1986

GAME	16 — Oct. 6, 1985 vs. N.Y. Jets
	15 — Nov. 1, 1987 vs. Houston
	15 — Sept. 1, 1996 at St. Louis

— MOST PENALTY YDG. INCURRED —

SEASON	956	1978
(Total)	949	1980

SEASON	65.8	1971
(Avg. per game)	61.4	1977

GAME	133 — Oct. 1, 1978 at San Francisco
	132 — Nov. 1, 1987 vs. Houston

Anthony Munoz Puts Bengals Stamp On Pro Football's Hall of Fame



Anthony Munoz, an athletically gifted giant who defined the art of playing offensive tackle in the National Football League, is the first primary Bengals player to gain entry to the Pro Football Hall of Fame. Munoz was inducted, along with four other players, on Aug. 1, 1998, at the Hall of Fame in Canton, Ohio.

Munoz chose his son, Michael, 17, as his presenter for the Hall of Fame induction ceremony. Munoz and his wife, DeDe, have been married for 21 years, and also have a daughter, Michelle, 16.

1998 was the first year of Hall eligibility for Munoz, whose final NFL season was 1992 with the Bengals. Including the 1999 class, only 25 percent of Hall inductees had the honor of first-ballot election (50-of-199).

"Anthony's induction was very gratifying to our organization and to all of our fans," said Mike Brown, Bengals president and general manager. "It was particularly so because the selectors recognized Anthony as a truly special player and person who deserved election on his first try. During his playing days, no one in the NFL was better. It's justifiable to consider him as the best offensive lineman ever, and he has conducted his personal and family life in a way that is a great credit to the Bengals and the NFL."

Munoz' off-field efforts earned him the NFL's prestigious Man of the Year Award in 1991.

Munoz was a consensus All-American at the University of Southern California, and the Bengals claimed him with the 3rd overall pick in the 1980 draft, despite the fact some teams considered him damaged goods due to past knee surgery. The move turned out as the best draft gamble in franchise history, as Munoz went on to play 13

Bengals seasons (1980-92), including 11 seasons (1981-91) in which he was chosen for the AFC-NFC Pro Bowl game. Among all NFL players, only Reggie White has been selected to more Pro Bowls (12) since the game took its current form in 1970.

Munoz played for the Bengals in each of their Super Bowl appearances, as a second-year player in Super Bowl XVI and as a ninth-year veteran in Super Bowl XXIII. In

1994, he was one of three offensive tackles named to the NFL's official 75th Anniversary Team. He now joins his fellow tackles from that 75th Anniversary Team — Forrest Gregg and Roosevelt Brown — in the Hall of Fame.

Munoz' exceptional agility and athleticism is reflected by his entry line in the Bengals' all-time pass receiving statistics. He caught seven passes, playing as a tackle-eligible, and four of those catches were for touchdowns.

In six of his 13 Bengals seasons, Munoz earned at least one major award as NFL Offensive Lineman of the Year. One award citation, issued by NFL Alumni, reads: "The NFL has three levels of offensive linemen. The bottom rung

is for players aspiring to make the Pro Bowl. The next step is for those who have earned all-star status. Then there's Anthony Munoz. He's alone at the top, a sure Hall of Famer."

Though there are Hall of Fame members with some Hispanic ancestry, Munoz is generally considered the first player of primarily Hispanic background to gain entry to the Hall. Munoz was born in Ontario, Calif. His parents also are native Californians, and his grandparents were born in Chihuahua, Mexico.



Photo: Bowling Green Press

WHAT THEY'VE SAID ABOUT ANTHONY MUNOZ

- **Ritter Collett**, *Dayton Daily News* columnist: "Anthony Munoz is one of those rare athletes you wish could go on playing forever. Not just because he may be as fine a tackle as ever played in the NFL. Tackles come and go. Quality human beings who put more back into society than they take out are something else."
- Former Bengals head coach **Forrest Gregg**, recalling a pre-draft workout in 1980: "I was pass-rushing him. I put a couple of moves on him and thought I had him set up. But he just jammed me with that big right paw, and I landed right on my rear. I didn't need any more. Right then, I knew we would take him in the draft if he was available. He apologized for knocking me down, but I said, 'Son, don't worry. It was a great move.'"
- **Jim McNally**, Bengals offensive line coach, 1980-94: "The key word is 'athlete.' In the offensive line, you see a lot of guys who are big and strong and fine players, but they're not great athletes. Anthony is a great athlete."
- **Joe Walter**, Bengals OT, 1985-97: "Anthony played great every Sunday for 13 years. Every Monday, I was in the film room, watching him. It was awesome."

One other Hall of Fame player, WR Charlie Joiner, has a Bengals connection. But Joiner played the bulk of his NFL career with San Diego. Paul Brown, founder of the Bengals and the Cleveland Browns, also is in the Hall of Fame, but was inducted before the Bengals' first season.

The other 1998 Hall of Fame inductees were defensive back Paul Krause, wide receiver Tommy McDonald, center Dwight Stephenson and linebacker Mike Singletary.

SECTION 6



MEDIA INFORMATION

MEDIA INFORMATION

Cincinnati Bengals

One Bengals Drive
Cincinnati, Ohio 45204
Switchboard: (513) 621-3550
FAX: (513) 621-3570

Training Camp (July 30-Aug. 28)

Georgetown (Ky.) College
100 Stadium Drive
Georgetown, KY 40324
Switchboard: (502) 868-6300
Media Room (Press Box): (502) 868-6351
Public Relations FAX: (502) 868-6545

Jack Brennan

Public Relations Director
Night: (513) 621-3550, ext. 118
Home: (513) 961-1816

Patrick J. Combs

Assistant Public Relations Director
Night: (513) 621-3550, ext. 218
Home: (513) 631-2599

Inky Studley

Public Relations Assistant
Night: (513) 621-3550, ext. 119

Brian Hiler

Public Relations Intern
Night: (513) 621-3550, ext. 219

— GAME DAYS —

CREDENTIALS FOR HOME GAMES: All credential requests should be made in writing on letterhead by the media organization's manager — the sports editor of a newspaper, for example, or the sports director of a TV or radio station. Place all requests to the attention of Jack Brennan, Bengals public relations director. Submit all season-long credential requests by mail or fax by July 31. All per-game requests should be faxed by 5 p.m. on the Monday preceding all games. Please specify the types of credentials required — reporter, photographer or otherwise — and note whether locker room access is necessary. Also note whether you wish to have the credentials mailed or left at Press Will-Call. Credentials will not be issued to persons managing Internet sites, unless those sites are represented by an accredited media outlet or an accredited Internet service. Contact the Bengals' public relations department or the league office for information. Scouts from other NFL teams should contact the Bengals' public relations department for information regarding credential policies. All credentials are non-transferable. The Bengals cannot guarantee that every credential request will be granted.

PRESS WILL-CALL/MEDIA ENTRANCE: Press Will Call and the media entrance at Cinergy Field is located on the south side of the stadium (the river side) next to Gate 9.

PRESS BOX: To reach the press box, take the elevator just inside the media entrance to Level 5. Turn right out of the elevator and walk approximately 75 yards. The football press box entrance will be on the right. Food, soft drinks and coffee are available to the media before the game and during halftime.

TELEPHONES IN THE PRESS BOX: To arrange for telephone lines and/or telephones in the press box, please phone Kevin Bodkin (513-397-6220) by 5 p.m. on the Tuesday before all games.

POSTGAME INTERVIEWS/LOCKER ROOM ACCESS: For media with locker room access, the locker rooms will be open for interviews with players and coaches within 12 minutes after the conclusion of the game. The Bengals' locker room has a separate interview room for the head coach's conference, with two multiboxes for television and radio reporters. TV/radio media can access the interview room to set up equipment and conduct sound checks during a 15-minute window from 45 minutes prior to kickoff to 30 minutes prior to kickoff.

CREDENTIALS FOR AWAY GAMES: Bengals media who wish to request credentials for away games should fax those requests to the attention of Jack Brennan, Bengals public relations director, by 5 p.m. at least 10 days before the game. Media from outside the Greater Cincinnati region should submit requests to the home team.

HOTEL ACCOMMODATIONS FOR AWAY GAMES: To arrange hotel accommodations through the team for away games, fax your request on letterhead to Bengals business manager Bill Connelly no later than 5 p.m. on the Tuesday before all games. Please note the types of accommodations required.

— DURING THE WEEK —

MEDIA ROOM: The Bengals have a workroom at the team's Spinney Field practice facility that is available for media use during business hours. Electrical outlets, a telephone and reference materials are provided.

PRACTICES: All practices are open to the media. Call the Bengals' public relations department for practice times. Reporters are asked to stand at least eight yards behind the sidelines. Television stations and visiting networks may only film the individual warm-up drills during the first 15 minutes of practice. Use of tripods is not permitted and no equipment may be placed on the ground.

HEAD COACH INTERVIEWS: Head coach Bruce Coslet is available for interviews in a press conference setting at scheduled times during the week. Call the Bengals' public relations department for times. A multibox is available for television and radio reporters.

LOCKER ROOM/PLAYER INTERVIEWS: The team's locker room at the Spinney Field practice facility is open to the media at scheduled times during the week. Call the Bengals' public relations department for times. Media can approach all players in the locker room for interviews during those times.

TV INTERVIEW ROOM: An interview room for visiting television networks is available upon request. The room has electrical outlets for lighting. Background materials are not provided.

BENGALS TV & RADIO



BRAD JOHANSEN



ANTHONY MUNOZ



PETE ARBOGAST



DAVE LAPHAM



BRUCE KOZERSKI

— BENGALS PRESEASON TELEVISION —

For the 11th time in the past 12 years, Cincinnati's WKRC-TV (Channel 12) will be the flagship station of the Bengals Preseason TV Network.

Brad Johansen returns for his second year as the preseason TV voice of the Bengals, and he will again be joined by Anthony Munoz, Bengals Hall of Fame offensive tackle.

Johansen is sports anchor for WKRC-TV. Munoz will be working his third season as a Bengals preseason analyst.

Three additional stations again join WKRC-TV on the Bengals Preseason Network — WBNS-TV (Channel 10) in Columbus, Ohio; WDTN-TV (Channel 2) in Dayton, Ohio; and WTVQ-TV (Channel 36) in Lexington, Ky.

— BENGALS RADIO NETWORK —

Pete Arbogast, Dave Lapham and Bruce Kozerski will team up on the Bengals Radio Network for the third consecutive season in 1999, again under the banner of twin Cincinnati flagship stations WBOB-AM (All Sports 1160) and WUBE-FM (105.1).

Arbogast, a five-time winner of the California Associated Press "Best Play-by-Play" award, left the Los Angeles market in 1997 to accept an offer to become the new "Voice of the Bengals."

Lapham, a former Bengals offensive lineman (1974-83), has been radio analyst for Bengals games since 1986.

Kozerski, also a former Bengals offensive lineman (1984-95), became the first regular sideline reporter on Bengals broadcasts in 1997.

At press time, the Bengals Radio Network included 40 stations covering four states:

OHIO

City	Station	Frequency
Athens	WATH-AM	970
Bryan	WBNO-FM	100.9
Canton	WCER-AM	900
Celina	WCSC-AM	1350
Chillicothe	WCHI-AM	1350
Cincinnati	WBOB-AM	1160
	WUBE-FM	105.1
Columbus	WTVN-AM	610
Dayton	WONE-AM	980
	WTUE-FM	104.7
Findlay	WFIN-AM	1330
Gallipolis	WJEH-AM	990
Ironton	WIRO-AM	1230
Kenton	WKTN-FM	95.3
Lima	WIMA-AM	1150
Mansfield	WMAN-AM	1420
Marietta	WMOA-AM	1490
	WJAW-FM	100.9
Middleport	WMPO-AM	1390
Norwalk	WLKR-FM	95.3
	WVAC-AM	1510
Portsmouth	WIOI-AM	1010
Sidney	WMVR-AM	1080
	WMVR-FM	105.5
Springfield	WBLV-AM	1600
Uhrichsville	WBTC-AM	1540
Warren	WANR-AM	1570

OHIO (cont'd)

City	Station	Frequency
Wilmington	WSWO-FM	102.3
Zanesville	WHIZ-AM	1240

INDIANA

City	Station	Frequency
Winchester	WZZY-FM	98.3

KENTUCKY

City	Station	Frequency
Danville	WHIR-AM	1230
Frankfort	WFKY-AM	1490
Lexington	WLAP-AM	630
Louisville	WWKY-AM	790
Pikeville	WLSI-AM	900
Whitley City	WHAY-FM	105.9
Williamsburg	WEKX-FM	102.7

WEST VIRGINIA

City	Station	Frequency
Beaver	WHRD-AM	1470
Milton	WZZW-AM	1600
	WFXN-FM	106.3

LIST SUBJECT TO CHANGE

TRAINING CAMP — GEORGETOWN COLLEGE



Bengals players report July 30 to training camp at Georgetown College in Georgetown, Ky. The training camp facility is one of the finest in use by an NFL team, and it has been recognized for a major award by a national sports management magazine.

Athletic Management, published in Ithaca, N.Y., selected the facility, officially known as the East Campus Athletic Complex, for its 1998 "Excellence in Outdoor Facilities" award.

The Bengals moved their training camp to Georgetown in 1997 after 29 seasons of training at Wilmington (Ohio) College. Georgetown's commitment to meet state-of-the-art standards has brought unprecedented media attention to training camp and has helped the Bengals develop their Central Kentucky fan base.

"There isn't a team in the league that wouldn't like to have its training camp in a facility like this one," said Bengals president and general manager Mike Brown. "The reaction of our players has been dramatic, particularly in regard to how much they appreciated the improved housing as compared to past camps. We feel very comfortable now at Georgetown and our third year here should be the best yet."

The centerpiece of the complex is Rawlings Stadium/Applebee's Field, which offers permanent stands for 5,000 and is built in a bowl shape that can accommodate seating for up to 20,000 fans. The stadium is designed to provide fans with a festival-like atmosphere, concessions, merchandise,

interactive pavilion areas and promotional activities developed by corporate sponsors. For the team, it houses locker rooms and showers, weight and aerobic rooms, training facilities, a press box and guest booths.

Applebee's Field has the newest advancement in playing surfaces: SportGrass, a combination of both natural grass and synthetic materials. SportGrass consists of three levels of materials — a natural sand base, a middle level of loosely woven artificial turf and a layer of natural grass on top. The natural grass is able to root itself into and become embedded in the loose synthetic turf, making a surface which is safer and softer than artificial turf and easier to maintain than natural grass.

The training camp complex, located about a one-hour drive south from downtown Cincinnati, also includes a conference center used for coaches' classroom instruction and meals, two additional full-size practice fields, apartment-style resident quads for player housing and executive guest townhouses.

The new complex joins the already existing tennis courts, soccer field and the Robert N. Wilson baseball field.

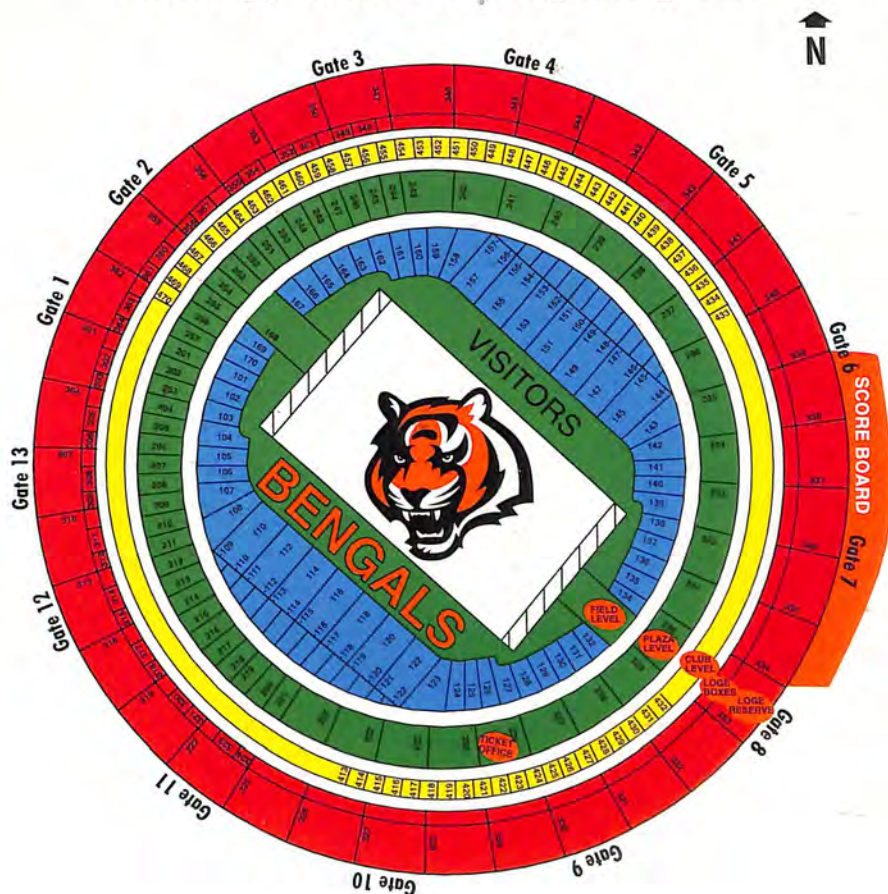
Major sponsors for 1999 training camp are: Applebee's; Bank One; BellSouth; BellSouth Mobility; Coca-Cola; Cumulus Broadcasting; Georgetown Community Hospital; *Georgetown News-Graphic*; Hershey's; John Deere; Kentucky American Water; Kentucky Utilities; *Lexington Herald-Leader*; Papa John's; Toyota; and WKYT-TV.

TRAINING CAMP DATES: July 30 - August 28.

DIRECTIONS: From downtown Cincinnati, take I-75 South approximately 70 miles to exit 126. Turn right off ramp onto U.S. 460 West. Go through four traffic lights; turn right at the fifth traffic light onto Lemons Mill Rd. (Route 1962 West). Go about one-half mile and look for the large Bengals sign and driveway to the complex on the right.

TRAINING CAMP TELEPHONE: (502) 868-6300.

Cinergy Field Seating Diagram



Seating and Ticket Information

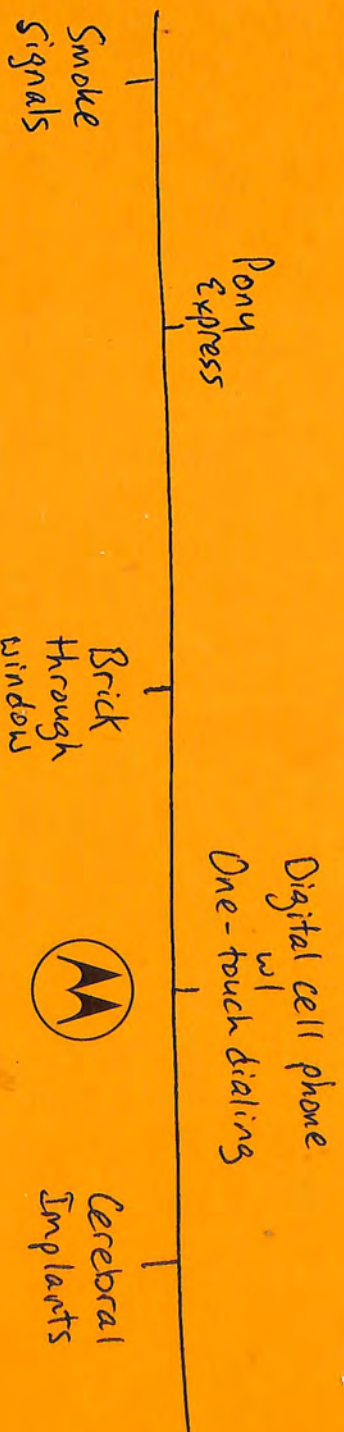
Cinergy Field seats 60,398 in its full football configuration. During dual-use periods with baseball, the stadium seats 56,759 for football.

Stadium seating is on four levels, which are easily distinguished by seat color. Seating distribution and pricing, by levels, in the full football configuration:

Seating Area	No. of Seats	Ticket Price
Loge Reserved (red level)	22,958	\$34.00
Field (blue level)	15,097	\$38.00
Stadium Club (yellow level)	1,076	\$42.00
Plaza (green level)	13,087	\$42.00
Loge Box (red level)	5,514	\$42.00
Club (yellow level)	2,666	\$46.00

Bengals tickets are available from 9 a.m. until 5 p.m., Monday through Friday, at the club's Cinergy Field office. The ticket office phone number is (513) 621-3550. The ticket office mailing address is 200 Cinergy Field, Cincinnati, OH 45202. Tickets are also available for selected games through any TicketMaster outlet or by calling TicketMaster at (513) 562-4949.

CINCINNATI BENGALS 1999 MEDIA GUIDE



The Motorola digital StartAC® phone with Smart Button lets you dial with one finger. That means the smallest, baddest, sharpest digital phone is also the easiest way to call. So far, that is.